

**LAPWAI SCHOOL DISTRICT #341**  
**BOARD OF TRUSTEES - REGULAR MONTHLY MEETING**  
**Lapwai School District Office, 404 S Main St, Lapwai, Idaho**  
**Monday, December 17, 2018 - 5:00 pm**

**Agenda**

- 1) Call to Order
  - A. Pledge of Allegiance
  - B. Roll Call
  
- Page** 2) A. Consent Agenda – Action Item
  1. Approval of Minutes – November 19, 2018
  2. Budget Report/Balance Sheet
  3. Payment of Current Bills
  4. Associated Student Body Accounts
  
- 3) Unscheduled Delegations (please call at least 3 days prior to the meeting to be included)
  
- 36,49,62 4) Discussion Items
  - A. Administrator’s Reports – Principals, Sped Director, Athletic Director,  
66, 67 Superintendent
  - B. Superintendent Evaluation Process
  
- 78 5) Action Items
  - 80 A. Second Reading – Policy 802.1 – Public Procurement of Goods and Services
  - 83 – Policy 803.5 – Purchasing under a Federal Award
  - 84 – Policy 802.7 – Public Works Contracting and Procurement
  - 86 – Policy 804.1 – Records Management
  - Policy 804.6 – Retention of District Records
  - B. January Meeting Date
  
- 6) Executive Session – Idaho Code Section 74-206(1) (a) (Personnel)  
(If 4 of 5 Board Members are present as per Idaho Code Section 74-206(1)  
(a) to consider hiring a public employee  
  
Personnel Action Items:
  - A. New Hire – Habilitative Paraprofessional – Cody Ravet
    - Paraprofessional – Stephanie Defoyd
    - Indian Education Coordinator – David Penney
  - B. Volunteer – Elementary Reading – Hannah Smith
  
- 97 7) Board Training – FERPA
  
- 8) Adjourn

LAPWAI SCHOOL DISTRICT #341  
School Board Minutes  
Regular Meeting  
November 19, 2018

The Board of Trustees of School District #341 met in regular session in the Board Room of the District Office. Board Chair Samuels-Allen called the meeting to order at 5:00 pm. The Board then led those in attendance in the Pledge of Allegiance. Roll Call was made, present were Trustees Samuels-Allen, Johnson, Bell, Kipp, and McArthur. Also attending was Superintendent Aiken. In the audience were Teri Wagner, Lori Ravet, and David Kronemann.

Trustee Kipp moved and Trustee Bell seconded that the consent agenda be approved as presented. The consent agenda included meeting minutes, payment of bills as presented, budget report, balance sheet, and ASB accounts. A vote was taken and the motion passed.

Principal Wagner shared that conference attendance was at 82% despite competition with the state playoff game. They are still trickling in so that percentage could rise.

Special Education Director Ravet shared that our special education count went down by four and then up by six. We are currently at 118.

Athletic Director Kronemann shared that we exited football earlier than we anticipated with six starters out. Despite their loss the remaining team members remained competitive.

28 girls turned out for basketball enabling a C-squad. We added 9 extra games for C-squad. 45 boys turned out for basketball, two of them recovering from injuries. 16 games were added for C-squad. Players are turning out for basketball this year that have never played basketball. The high numbers will require creative scheduling for gym use and practice.

Trustee McArthur shared that Pullman presented Lapwai with a cooler of drinks, a card, snacks, and posters for each student athlete welcoming them to the league. The board suggested and agreed our student athletes should return the gesture with some form of a thank you.

Mr. Kronemann and Dr. Aiken inquired which trustees might be interested in hosting a hospitality room on December 8<sup>th</sup> during the Wildcat Shootout Tournament. Trustee McArthur and Dr. Aiken agreed to assist and Trustee Kipp will already be volunteering. Trustee Samuels-Allen may be available until 2:00.

Dr. Aiken shared that Mr. Kronemann has been phenomenal support during Dr. Pinkham's absence.

Dr. Aiken and Mr. Kronemann shared the progress made on proceeding with a baseball field. Nimiipuu Health successfully renegotiated their land lease to remove the proposed section for the construction of a baseball field. We received preliminary NPTEC approval to proceed with use of the trust property for educational purposes. The plan includes creating a bare bones playable field enabling the district to begin rigorous pursuit of grant funding for improvements.

Superintendent Aiken reviewed First Reporting Period attendance. The elementary held steady with 94% average daily attendance in comparison to last year. The middle-high had an increase of 4.05% percentage points. Average daily attendance was also reviewed by grade level for the first ten weeks of school.

Meeting activity for the 2018-2019 Superintendent's Cabinet was reviewed as well as the Circle of Elders invitation for them to join them at their December meeting.

A letter from the National Association of Federally Impacted Schools Executive Director, Hilary Goldman, was also shared thanking the superintendent for facilitating a part of the annual fall conference in September in Washington, D.C.

There was a discussion about the recent Idaho School Boards Association Convention. Dr. Aiken shared new learning regarding school safety and changes recommended during student expulsion hearings. Dr. Aiken and Trustees Samuels-Allen and Kipp provided an update on the ISBA resolutions and their voting outcomes. Dr. Aiken and Trustee Samuels-Allen encouraged attendance to the 2019 ISBA Fall Conference in Coeur d' Alene. Trustees Samuels-Allen shared her interest for a local ISBA training here in Lapwai.

The Continuous Improvement Plan for the 2018-2019 School Year was presented to the board. Trustee Bell moved and Trustee Johnson seconded to approve the plan as presented. A vote was taken and the motion passed.

The First Reading of the following policies was held.

- Policy 802.1 – Public Procurement of Goods and Services
- Policy 803.5 – Purchasing under a Federal Award
- Policy 802.7 – Public Works Contracting and Procurement
- Policy 804.1 – Records Management
- Policy 804.6 – Retention of District Records

Light discussion was had. The policies will be brought back for a second reading next month.

The following policies were reviewed.

- Policy 204.5 – Indian Policies and Procedures Impact Aid
- Policy 204.5.1 – Federal Impact Fund Policy
- Policy 204.5.2 – Federal Impact Fund Procedures

The matter of the Provisional Certificate Application for Melissa Tabor was presented to the board. Her certificate expired and she still had a stipulation to complete from her interim certificate. As this was just discovered, this created an emergency and the need to apply for this Provisional Certificate. She is the best candidate to continue in this role and she is scheduled to take the required test. Trustee Bell moved and Trustee Johnson seconded to approve this action as presented. A vote was taken and the motion passed.

No Executive Session deemed to be needed.

The following personnel items were presented to the board.

- Resignation – Habilitative Paraprofessional – Lucy Juarez
- Paraprofessional – Molly Phipps

Change from Volunteer to Assistant Girls Basketball Coach – Bob Jungert

Trustee Bell moved and Trustee Johnson seconded to approve the listed personnel items. A vote was taken and the motion passed.

The Board Training topic was Impact Aid.

Trustee Bell moved and Trustee Johnson seconded to adjourn. A vote was taken and the motion passed.

Board Chair Samuels-Allen declared the meeting adjourned at 7:00 pm.

---

Board Chair

---

Clerk

---

Date

ACCT #	ACCT NAME	BUDGETED	MTD ACTIVITY	YTD ACTIVITY	BALANCE	MTD%	YTD%
GENERAL FUND							
REVENUE							
100-411400-000	DISTRICT TORT REVENUE	36,856.00CR	0.00	1,124.19CR	35,731.81CR	0%	3%
100-411900-000	OTHER TAXES	0.00	0.00	0.00	0.00	0%	0%
100-413000-000	PENALTY & INT--DELINQUENT TAXES	3,000.00CR	0.00	1,411.72CR	1,588.28CR	0%	47%
100-415000-000	EARNINGS ON INVESTMENTS	25,000.00CR	0.00	16,675.82CR	8,324.18CR	0%	67%
100-419900-000	OTHER LOCAL REVENUE	40,000.00CR	5,110.75CR	22,761.56CR	17,238.44CR	13%	57%
100-419901-000	DRIVERS ED.--STUDENT FEES	2,500.00CR	0.00	0.00	2,500.00CR	0%	0%
100-419903-000	GRANTS	0.00	23,400.00CR	40,900.00CR	40,900.00	0%	0%
**TOTAL LOCAL REVENUE		107,356.00CR	28,510.75CR	82,873.29CR	24,482.71CR	27%	77%
100-431100-000	STATE APPORTIONMENT	2,596,234.00CR	0.00	1,767,976.59CR	828,257.41CR	0%	68%
100-431200-000	TRANSPORTATION SUPPORT REVENUE	109,837.00CR	0.00	84,777.97CR	25,059.03CR	0%	77%
100-431401-000	SED SUPPORT	50,000.00CR	0.00	20,293.54CR	29,706.46CR	0%	41%
100-431800-000	BENEFIT APPORTIONMENT	347,841.00CR	0.00	237,454.90CR	110,386.10CR	0%	68%
100-431900-000	OTHER STATE SUPPORT	158,056.00CR	34,174.00CR	35,214.00CR	122,842.00CR	22%	22%
100-431901-000	EARLY COMPLETERS--DUAL CREDIT	0.00	0.00	0.00	0.00	0%	0%
100-431902-000	STATE MATH/SCI REQUIREMENT	2,700.00CR	0.00	0.00	2,700.00CR	0%	0%
100-431904-000	REMIEDIATION	13,000.00CR	12,016.00CR	12,016.00CR	984.00CR	92%	92%
100-431930-000	STATE TECHNOLOGY SUPPORT	95,252.00CR	0.00	0.00	95,252.00CR	0%	0%
100-432100-000	DRIVER EDUCATION REVENUE	3,125.00CR	0.00	0.00	3,125.00CR	0%	0%
100-437000-000	LOTTERY/ADD'L STATE MAINTENANCE	74,359.00CR	0.00	72,904.00CR	1,455.00CR	0%	98%
100-438000-000	REVENUE IN LIEU OF TAXES	2,606.00CR	0.00	0.00	2,606.00CR	0%	0%
100-438001-000	REV. IN LIEU--AG. EQUIP.	2,160.00CR	0.00	1,080.00CR	1,080.00CR	0%	50%
**TOTAL STATE REVENUE		3,455,170.00CR	46,190.00CR	2,231,717.00CR	1,223,453.00CR	1%	65%
100-442000-000	UNRESTRICTED FED REVENUE (FOREST)	200.00CR	0.00	0.00	200.00CR	0%	0%
100-445900-000	OTHER FEDERAL INCOME	0.00	0.00	0.00	0.00	0%	0%
100-445901-000	MEDICAID PAYMENTS	305,775.00CR	3,042.62CR	79,039.05CR	226,735.95CR	1%	26%
100-448200-000	IMPACT AID P. L. 81-874	2,500,000.00CR	0.00	1,794,969.32CR	705,030.68CR	0%	72%
**TOTAL FEDERAL REVENUE		2,805,975.00CR	3,042.62CR	1,874,008.37CR	931,966.63CR	0%	67%
100-320000-000	BEGINNING BALANCE - BUDGET	800,000.00CR	0.00	0.00	800,000.00CR	0%	0%
100-453000-000	SALE OF PROPERTY	0.00	0.00	220.00CR	220.00	0%	0%
100-460000-000	TRANSFERS FROM OTHER FUNDS	8,556.00CR	0.00	1,985.36CR	6,570.64CR	0%	23%
TOTAL OTHER REVENUE		808,556.00CR	0.00	2,205.36CR	806,350.64CR	0%	0%
***TOTAL REVENUE		7,177,057.00CR	77,743.37CR	4,190,804.02CR	2,986,252.98CR	1%	58%

ACCT #	ACCT NAME	BUDGETED	MTD ACTIVITY	YTD ACTIVITY	BALANCE	MTD%	YTD%
E L E M E N T A R Y							
100-512110-000	ELEMENTARY TEACHER SALARIES	835,868.00	68,834.48	274,403.08	561,464.92	8%	33%
100-512115-000	ELEMENTARY NON-CERTIFIED SALARIES	86,637.00	7,117.56	31,926.49	54,710.51	8%	37%
100-512116-000	DETENTION SALARIES	0.00	0.00	0.00	0.00	0%	0%
100-512160-000	ELEMENTARY TEACHER SUBSTITUTES	20,000.00	1,585.00	3,343.00	16,657.00	8%	17%
100-512200-000	ELEMENTARY FRINGE BENEFITS	60,928.00	5,955.66	23,822.64	37,105.36	10%	39%
100-512210-000	ELEMENT. LIFE/EMP. ASSIST.	1,824.00	134.11	536.58	1,287.42	7%	29%
100-512220-000	EMPLOYER FICA	76,763.00	6,075.62	24,246.96	52,516.04	8%	32%
100-512230-000	HEALTH INSURANCE - ELEM	96,596.00	5,783.49	22,736.38	73,859.62	6%	24%
100-512270-000	WORKER'S COMPENSATION	7,777.00	647.12	2,589.08	5,187.92	8%	33%
100-512280-000	SICK LEAVE RETIRE.	12,391.00	996.88	3,978.43	8,412.57	8%	32%
100-512290-000	RETIREMENT BENEFIT	111,325.00	8,956.05	35,742.39	75,582.61	8%	32%
100-512320-000	MUSIC EQUIPMENT REPAIR	3,000.00	0.00	0.00	3,000.00	0%	0%
100-512313-000	GRANT FUNDED PURCHASED SERVICES	0.00	0.00	55.35	( 55.35)	0%	0%
100-512321-000	ELEMENTARY PURCHASED SERVICES	8,000.00	0.00	4,872.65	3,127.35	0%	61%
100-512322-000	COPIER RENTAL	8,000.00	736.69	3,044.82	4,955.18	9%	38%
100-512380-000	ELEMENTARY TRAVEL	1,200.00	0.00	0.00	1,200.00	0%	0%
100-512410-000	ELEMENT. FIXED MATERIALS	14,000.00	0.00	10,802.51	3,197.49	0%	77%
100-512410-100	TEACHER SUPPLIES	3,800.00	0.00	848.16	2,951.84	0%	22%
100-512412-000	MUSIC SUPPLIES	2,000.00	0.00	4,567.07	( 2,567.07)	0%	228%
100-512413-000	GRANT FUNDED SUPPLIES	0.00	0.00	99.61	( 99.61)	0%	0%
100-512415-000	MATERIALS --ART	1,500.00	0.00	1,838.46	( 338.46)	0%	123%
100-512440-000	ELEMENTARY TEXTBOOKS	25,000.00	0.00	6,269.34	18,730.66	0%	25%
**TOTAL ELEMENTARY PROGRAM		1,376,609.00	106,822.66	455,723.00	920,886.00	8%	33%
S E C O N D A R Y P R O G R A M							
100-515110-000	HS CERTIFIED SALARIES	712,093.00	59,293.80	237,494.99	474,598.01	8%	33%
100-515113-000	DRIVER EDUCATION SALARIES	5,000.00	0.00	0.00	5,000.00	0%	0%
100-515115-000	HS CLASSIFIED SALARIES	122,768.00	3,593.33	14,595.44	108,172.56	3%	12%
100-515160-000	HS SUBSTITUTE SALARIES	25,000.00	3,440.00	7,637.50	17,362.50	14%	31%
100-515200-000	HS FRINGE BENEFITS	93,224.00	5,249.16	20,996.64	72,227.36	6%	23%
100-515210-000	HS LIFE INSURANCE BENEFIT	1,584.00	113.40	449.33	1,134.67	7%	28%
100-515220-000	HS EMPLOYER FICA	73,293.00	5,444.41	21,356.12	51,936.88	7%	29%
100-515230-000	HEALTH INSURANCE - HS	37,459.00	3,097.75	12,407.82	25,051.18	8%	33%
100-515270-000	HS WORKER'S COMPENSATION	7,425.00	556.81	2,187.99	5,237.01	7%	29%
100-515280-000	HS SICK LEAVE BENEFIT	11,757.00	645.13	2,585.55	9,171.45	5%	22%
100-515290-000	HS PERSI BENEFIT	105,625.00	7,713.01	30,913.40	74,711.60	7%	29%
100-515313-000	GRANT FUNDED PURCHASED SERVICES	0.00	0.00	0.00	0.00	0%	0%
100-515321-000	COPIER RENTAL	9,000.00	660.36	2,721.31	6,278.69	7%	30%
100-515322-000	HS PURCHASE SERVICES	8,000.00	0.00	4,492.00	3,508.00	0%	56%
100-515380-000	HS TRAVEL	3,000.00	0.00	712.20	2,287.80	0%	24%
100-515410-000	H. S. FIXED MATERIALS	12,000.00	0.00	7,491.71	4,508.29	0%	62%
100-515410-100	TEACHER SUPPLIES	2,800.00	44.59	1,264.94	1,535.06	2%	45%
100-515411-000	DRIVERS ED. MATERIALS	250.00	0.00	0.00	250.00	0%	0%
100-515413-000	GRANT FUNDED SUPPLIES	0.00	0.00	0.00	0.00	0%	0%
100-515417-000	MATERIALS -- ART	3,000.00	0.00	2,296.83	703.17	0%	77%
100-515421-000	MATERIALS --- MUSIC	12,000.00	350.17	729.13	11,270.87	3%	6%
100-515441-000	H. S. TEXTBOOKS	25,000.00	0.00	9,047.72	15,952.28	0%	36%
**TOTAL SECONDARY PROGRAM		1,270,278.00	90,201.92	379,380.62	890,897.38	7%	30%
E X C E P T C H I L D P R O G							
100-521110-000	RESOURCE ROOM TEACHER SALARIES	218,531.00	18,405.23	73,798.42	144,732.58	8%	34%
100-521115-000	RESOURCE ROOM AIDES' SALARIES	18,743.00	5,295.50	21,182.00	( 2,439.00)	28%	113%
100-521160-000	EXCEPT. CHILD CERT. SUBSTITUTES	15,000.00	1,537.00	5,680.00	9,320.00	10%	38%
100-521200-000	RESOURCE ROOM FRINGE BENEFITS	20,231.00	2,036.91	8,147.64	12,083.36	10%	40%
100-521210-000	EXCEPT. LIFE/EMP. ASSIST.	576.00	50.53	201.25	374.75	9%	35%
100-521220-000	EMPLOYER FICA	20,847.00	2,080.53	8,297.66	12,549.34	10%	40%
100-521230-000	HEALTH INSURANCE - EXCEPT CHILD	18,399.00	2,192.09	8,827.74	9,571.26	12%	48%
100-521270-000	WORKER'S COMPENSATION	2,112.00	211.26	847.05	1,264.95	10%	40%
100-521280-000	SICK LEAVE RETIRE.	3,245.00	324.29	1,299.41	1,945.59	10%	40%
100-521290-000	RETIREMENT BENEFIT	29,149.00	2,913.49	11,674.09	17,474.91	10%	40%
100-521300-000	TUITION TO N. I. C. H.	20,000.00	870.00	7,830.00	12,170.00	4%	39%
100-521310-000	SPED PURCHASED SERVICES	18,346.00	0.00	0.00	18,346.00	0%	0%
100-521311-000	MEDICAID MATCH	88,155.00	0.00	15,000.00	73,155.00	0%	17%
100-521380-000	TRAVEL - PURCHASED SVCS	1,000.00	0.00	1,277.02	( 277.02)	0%	128%
100-521410-000	RESOURCE ROOM MAT.	5,000.00	98.99	806.37	4,193.63	2%	16%
100-521410-100	TEACHER SUPPLIES	1,000.00	0.00	0.00	1,000.00	0%	0%
100-521414-000	SPED SUPPLIES	1,500.00	0.00	6,055.37	( 4,555.37)	0%	404%
100-521440-000	SPED TEXTBOOKS	5,000.00	0.00	0.00	5,000.00	0%	0%
**TOTAL EXCEPTIONAL CHILD PROGRAM		486,834.00	36,015.82	170,924.02	315,909.98	7%	35%

ACCT #	ACCT NAME	BUDGETED	MTD ACTIVITY	YTD ACTIVITY	BALANCE	MTD%	YTD%
P R E S C H O O L P R O G							
100-522110-000	EXCEPTIONAL PRESCHOOL SALARIES	62,187.00	5,182.25	20,729.00	41,458.00	8%	33%
100-522160-000	EXCEPTIONAL PRESCHOOL SUBSTITUTES	2,000.00	0.00	0.00	2,000.00	0%	0%
100-522200-000	PRESCHOOL FRINGE BENEFITS	0.00	0.00	0.00	0.00	0%	0%
100-522210-000	PRESCHOOL LIFE/EMP. ASSIST.	96.00	8.00	31.77	64.23	8%	33%
100-522220-000	EMPLOYER FICA	4,910.00	344.30	1,322.33	3,587.67	7%	27%
100-522230-000	HEALTH INSURANCE - PRESCHOOL	9,200.00	764.35	3,035.90	6,164.10	8%	33%
100-522270-000	WORKER'S COMPENSATION	497.00	40.42	161.68	335.32	8%	33%
100-522280-000	SICK LEAVE RETIRE.	784.00	65.30	261.20	522.80	8%	33%
100-522290-000	RETIREMENT BENEFIT	7,040.00	586.63	2,346.52	4,693.48	8%	33%
100-522410-000	CLASSROOM SUPPLIES	350.00	0.00	0.00	350.00	0%	0%
100-522410-429	TEACHER SUPPLIES	200.00	0.00	0.00	200.00	0%	0%
**TOTAL PRESCHOOL PROGRAM		87,264.00	6,991.25	27,888.40	59,375.60	8%	32%
S C H O O L A C T I V I T I E S							
100-532100-000	SCHOOL ACTIVITY SALARIES	80,000.00	8,769.97	42,825.63	37,174.37	11%	54%
100-532200-000	SCHOOL ACTIVITIES FRINGE BENEFITS	0.00	0.00	0.00	0.00	0%	0%
100-532210-000	EMPLOYEE LIFE INS	0.00	6.61	39.14	( 39.14)	0%	0%
100-532220-000	EMPLOYER FICA	6,120.00	669.67	3,268.54	2,851.46	11%	53%
100-532230-000	HEALTH INSURANCE - SCHOOL ACTIVITIES	0.00	127.61	1,345.13	( 1,345.13)	0%	0%
100-532270-000	WORKER'S COMPENSATION	620.00	67.86	327.73	292.27	11%	53%
100-532280-000	SICK LEAVE RETIRE.	1,008.00	40.04	234.32	773.68	4%	23%
100-532290-000	RETIREMENT BENEFIT	4,528.00	380.15	2,186.66	2,341.34	8%	48%
100-532310-000	SCHOOL ACT. DUES/SERVICES	5,000.00	0.00	2,262.00	2,738.00	0%	45%
100-532380-000	SCHOOL ACT. TEACHER TRAVEL	10,000.00	0.00	306.98	9,693.02	0%	3%
100-532410-000	ACTIVITY SUPPLIES	20,000.00	1,983.90	17,043.08	2,956.92	10%	85%
100-532550-000	ATHLETIC EQUIPMENT	0.00	0.00	0.00	0.00	0%	0%
**TOTAL SCHOOL ACTIVITY PROGRAM		127,276.00	12,045.81	69,839.21	57,436.79	9%	55%
G U I D A N C E P R O G.							
100-611110-000	GUIDANCE SALARIES - ELEMENTARY	0.00	0.00	0.00	0.00	0%	0%
100-611111-000	GUIDANCE SALARIES - SECONDARY	61,223.00	5,101.91	20,407.64	40,815.36	8%	33%
100-611200-000	GUIDANCE FRINGE BENEFITS	7,539.00	628.25	2,513.00	5,026.00	8%	33%
100-611210-000	GUIDANCE LIFE/EMP. ASSIST.	96.00	8.00	30.10	65.90	8%	31%
100-611220-000	EMPLOYER FICA	5,260.00	436.01	1,744.64	3,515.36	8%	33%
100-611230-000	HEALTH INSURANCE - GUIDANCE	0.00	0.00	0.00	0.00	0%	0%
100-611270-000	WORKER'S COMPENSATION	533.00	44.70	178.79	354.21	8%	34%
100-611280-000	SICK LEAVE RETIRE.	866.00	72.20	288.80	577.20	8%	33%
100-611290-000	RETIREMENT BENEFIT	7,784.00	648.65	2,594.61	5,189.39	8%	33%
100-611310-000	HEALTH/GUIDANCE PURCHASE SERVICES	4,500.00	0.00	0.00	4,500.00	0%	0%
100-611380-000	GUIDANCE TRAVEL	0.00	0.00	0.00	0.00	0%	0%
100-611410-000	ATTEND./GUIDANCE/HEALTH-ELEMENT.	500.00	0.00	0.00	500.00	0%	0%
100-611410-102	TEACHER SUPPLY - D PENNEY	200.00	0.00	0.00	200.00	0%	0%
**TOTAL GUIDANCE PROGRAM		88,501.00	6,939.72	27,757.58	60,743.42	8%	31%
A N C I L L A R Y P R O G.							
100-616110-000	ANCILLARY SALARIES - CDS & PSYCOL.	226,045.00	14,480.50	57,922.00	168,123.00	6%	26%
100-616115-000	NON CERT ANCILLARY SALARY	185,431.00	24,898.98	100,118.04	85,312.96	13%	54%
100-616200-000	ANCILLARY FRINGE BENEFITS	25,915.00	1,752.57	7,010.28	18,904.72	7%	27%
100-616210-000	EMPLOYEE LIFE INSUR	912.00	125.72	493.31	418.69	14%	54%
100-616220-000	EMPLOYER FICA	33,460.00	3,137.80	12,588.04	20,871.96	9%	38%
100-616230-000	HEALTH INSURANCE - ANCILLARY	45,998.00	8,079.54	31,335.17	14,662.83	18%	68%
100-616270-000	WORKER'S COMPENSATION	3,390.00	320.82	1,287.34	2,102.66	9%	38%
100-616280-000	SICK LEAVE RETIRE.	5,511.00	518.28	2,079.67	3,431.33	9%	38%
100-616290-000	RETIREMENT BENEFIT	49,513.00	4,656.18	18,683.77	30,829.23	9%	38%
100-616300-000	CDS CONTRACT	200,000.00	13,253.00	63,278.10	136,721.90	7%	32%
100-616410-000	ANCILLARY SUPPLIES	800.00	29.01	2,300.01	( 1,500.01)	4%	288%
**TOTAL SPECIAL SERVICES PROGRAM		776,975.00	71,252.40	297,095.73	479,879.27	9%	38%

ACCT #	ACCT NAME	BUDGETED	MTD ACTIVITY	YTD ACTIVITY	BALANCE	MTD%	YTD%
I N S T R U C T I O N A L I M P							
100-621110-000	SALARIES - INSTRUCTIONAL IMPROVEME	30,279.00	0.00	0.00	30,279.00	0%	0%
100-621115-000	SALARIES - N/C INSTR IMPROVE	0.00	0.00	0.00	0.00	0%	0%
100-621200-000	FRINGE	0.00	0.00	0.00	0.00	0%	0%
100-621210-000	LIFE	0.00	0.00	0.00	0.00	0%	0%
100-621220-000	FICA	2,316.00	0.00	0.00	2,316.00	0%	0%
100-621230-000	HEALTH INSURANCE	0.00	0.00	0.00	0.00	0%	0%
100-621270-000	WORKERS COMP	235.00	0.00	0.00	235.00	0%	0%
100-621280-000	UJSL	382.00	0.00	0.00	382.00	0%	0%
100-621290-000	PERSI	3,428.00	0.00	0.00	3,428.00	0%	0%
100-621310-000	INSTRUCT. IMPROVE. - CREDIT REIMB	4,000.00	0.00	5,192.75	( 1,192.75)	0%	130%
100-621311-000	INSTRUCTIONAL IMPROVEMENT PURCHASED SER	45,420.00	0.00	3,459.62	41,960.38	0%	8%
100-621380-000	TRAVEL/TRNG.	0.00	0.00	896.24	( 896.24)	0%	0%
100-621410-000	MENTORING SUPPLIES	100.00	0.00	0.00	100.00	0%	0%
	<b>**TOTAL INSTRUCTION IMPROVEMENT</b>	<b>86,160.00</b>	<b>0.00</b>	<b>9,548.61</b>	<b>76,611.39</b>	<b>0%</b>	<b>11%</b>
E D U C . M E D I A							
100-622110-000	LIBRARY SALARIES - ELEMEN & SECOND	0.00	0.00	0.00	0.00	0%	0%
100-622111-000	AUDIOVISUAL SALARIES - ELEM & SEC	0.00	0.00	0.00	0.00	0%	0%
100-622115-000	LIBRARY CLASSIFIED SALIES	23,487.00	4,328.27	17,272.93	6,214.07	18%	74%
100-622160-000	LIBRARY SUBSTITUTES	1,000.00	0.00	570.00	430.00	0%	57%
100-622200-000	LIBRARY FRINGE BENEFITS	0.00	0.00	0.00	0.00	0%	0%
100-622210-000	LIB./TECH. LIFE/EMP. ASSIST.	96.00	15.01	61.39	34.61	16%	64%
100-622220-000	EMPLOYER FICA	1,873.00	331.11	1,364.96	508.04	18%	73%
100-622230-000	HEALTH INSURANCE - MEDIA	9,200.00	1,434.60	5,864.93	3,335.07	16%	64%
100-622270-000	WORKER'S COMPENSATION	190.00	33.76	139.18	50.82	18%	73%
100-622280-000	SICK LEAVE RETIRE.	296.00	54.54	217.63	78.37	18%	74%
100-622290-000	RETIREMENT BENEFIT	2,659.00	489.97	1,955.30	703.70	18%	74%
100-622323-000	VALNET COMMUNICATIONS	5,041.00	1,625.00	3,250.00	1,791.00	32%	64%
100-622410-000	LIBRARY MATERIALS--ELEMENTARY	5,000.00	0.00	0.00	5,000.00	0%	0%
100-622410-100	SCHOOL LIBRARY ACCESS GRANT \$5000	0.00	0.00	0.00	0.00	0%	0%
100-622412-000	LIBRARY MATERIALS--SECONDARY	5,000.00	0.00	193.60	4,806.40	0%	4%
	<b>**TOTAL EDUCATIONAL MEDIA PROGRAM</b>	<b>53,842.00</b>	<b>8,312.26</b>	<b>30,889.92</b>	<b>22,952.08</b>	<b>15%</b>	<b>57%</b>
T E C H N O L O G Y							
100-623110-000	TECHNOLOGY CERTIFIED SALARY	0.00	0.00	0.00	0.00	0%	0%
100-623115-000	TECHNOLOGY SALARY	57,102.00	6,843.16	29,317.45	27,784.55	12%	51%
100-623200-000	TECHNOLOGY FRINGE BENEFITS	0.00	0.00	0.00	0.00	0%	0%
100-623210-000	TECHNOLOGY LIFE BENEFIT	96.00	8.00	32.00	64.00	8%	33%
100-623220-000	TECHNOLOGY FICA BENEFIT	4,368.00	523.50	2,242.78	2,125.22	12%	51%
100-623230-000	HEALTH INSURANCE - TECHNOLOGY	9,200.00	764.35	3,057.40	6,142.60	8%	33%
100-623270-000	TECHNOLOGY WORKERS COMP.	443.00	53.38	226.55	216.45	12%	51%
100-623280-000	TECHNOLOGY SICK LEAVE BENEFIT	600.00	0.00	24.50	575.50	0%	4%
100-623290-000	TECHNOLOGY PERSI BENEFIT	5,394.00	774.65	3,318.75	2,075.25	14%	62%
100-623310-000	TECHNOLOGY PURCHASE SERVICES	9,000.00	0.00	15,062.10	( 6,062.10)	0%	167%
100-623323-000	TECHNOLOGY INTERNET COMMUNICATIONS	4,000.00	0.00	1,055.00	2,945.00	0%	26%
100-623410-000	TECHNOLOGY SUPPLIES/MATERIALS	2,500.00	0.00	0.00	2,500.00	0%	0%
100-623411-000	TECHNOLOGY--ELEMENTARY	25,000.00	0.00	28,074.75	( 3,074.75)	0%	112%
100-623412-000	TECHNOLOGY SECONDARY	25,000.00	0.00	26,246.61	( 1,246.61)	0%	105%
100-623413-000	TECHNOLOGY - EXCEPTIONAL CHILD	5,000.00	0.00	0.00	5,000.00	0%	0%
100-623550-000	TECHNOLOGY - CAPITAL OUTLAY	0.00	0.00	0.00	0.00	0%	0%
	<b>**TOTAL INSTRUCT. TECHNOLOGY</b>	<b>147,703.00</b>	<b>8,967.04</b>	<b>108,657.89</b>	<b>39,045.11</b>	<b>6%</b>	<b>74%</b>
S C H O O L B O A R D							
100-631115-000	CLERK-TREASURER SALARIES--BD OF ED	0.00	0.00	0.00	0.00	0%	0%
100-631200-000	BOARD FRINGE BENEFITS	0.00	0.00	0.00	0.00	0%	0%
100-631210-000	EMPLOYEE LIFE BENEFIT	0.00	0.00	0.00	0.00	0%	0%
100-631220-000	EMPLOYER FICA	0.00	0.00	0.00	0.00	0%	0%
100-631230-000	HEALTH INSURANCE - CLERK	0.00	0.00	0.00	0.00	0%	0%
100-631270-000	WORKER'S COMPENSATION	0.00	0.00	0.00	0.00	0%	0%
100-631280-000	SICK LEAVE RETIRE.	0.00	0.00	0.00	0.00	0%	0%
100-631290-000	RETIREMENT BENEFIT	0.00	0.00	0.00	0.00	0%	0%
100-631310-000	BOARD PURCH. SERVICE	40,000.00	642.63	23,509.91	16,490.09	2%	59%
100-631410-000	SUPPLIES - SCHOOL BOARD	750.00	40.75	153.96	596.04	5%	21%
	<b>**TOTAL BOARD OF EDUCATION PROGRAM</b>	<b>40,750.00</b>	<b>683.38</b>	<b>23,663.87</b>	<b>17,086.13</b>	<b>2%</b>	<b>58%</b>

ACCT #	ACCT NAME	BUDGETED	MTD ACTIVITY	YTD ACTIVITY	BALANCE	MTD%	YTD%
D I S T R I C T   A D M I N .							
100-632110-000	DISTRICT ADMINISTRATION SALARIES	125,144.00	10,428.66	62,571.96	62,572.04	8%	50%
100-632115-000	DISTRICT ADMIN. CLASSIFIED	53,626.00	4,992.31	30,196.68	23,429.32	9%	56%
100-632200-000	DISTRICT FRINGE BENEFITS	10,317.00	859.75	5,158.50	5,158.50	8%	50%
100-632210-000	DISTRICT LIFE/EMP. ASSIST.	336.00	28.82	173.31	162.69	9%	52%
100-632220-000	EMPLOYER FICA	14,465.00	1,241.15	7,419.47	7,045.53	9%	51%
100-632230-000	HEALTH INSURANCE - DISTRICT ADMIN	9,200.00	764.35	4,541.20	4,658.80	8%	49%
100-632270-000	WORKER'S COMPENSATION	1,465.00	126.98	727.90	737.10	9%	50%
100-632280-000	SICK LEAVE RETIRE.	2,382.00	205.14	1,233.90	1,148.10	9%	52%
100-632290-000	RETIREMENT BENEFIT	21,405.00	1,842.97	11,085.31	10,319.69	9%	52%
100-632310-000	BANK FEES / GRANT SVCS	40,000.00	0.00	9,499.93	30,500.07	0%	24%
100-632311-000	MEDICAID BILLING SERVICES	0.00	863.12	5,845.75	( 5,845.75)	0%	0%
100-632322-000	COPIER RENTAL	4,000.00	443.21	1,710.44	2,289.56	11%	43%
100-632333-000	DISTRICT COMMUNICATIONS	4,000.00	0.00	2,866.09	1,133.91	0%	72%
100-632380-000	DISTRICT TRAVEL--GENERAL	12,500.00	50.00	6,364.57	6,135.43	0%	51%
100-632390-000	DISTRICT PURCHASED SERVICES	60,000.00	4,835.06	33,841.20	26,158.80	8%	56%
100-632410-000	DISTRICT SUPPLIES	4,000.00	1,134.34	3,106.84	893.16	28%	78%
100-632412-000	DISTRICT SUBSCRIPTIONS	400.00	0.00	450.00	( 50.00)	0%	113%
**TOTAL DISTRICT ADMINISTRATION		363,240.00	27,815.86	186,793.05	176,446.95	8%	51%
S C H O O L   A D M I N .							
100-641110-000	SCHOOL ADMIN SALARIES	236,614.00	21,584.43	80,737.62	155,876.38	9%	34%
100-641115-000	ADMINISTRATIVE NON-CERTIFIED	78,990.00	8,252.17	32,722.34	46,267.66	10%	41%
100-641200-000	SCHOOL ADMIN FRINGE BENEFITS	33,406.00	2,783.73	11,134.92	22,271.08	8%	33%
100-641210-000	SCHOOL ADMIN. LIFE/EMP. ASSIST.	953.00	73.07	287.32	665.68	8%	30%
100-641220-000	EMPLOYER FICA	26,699.00	2,488.19	9,503.95	17,195.05	9%	36%
100-641230-000	HEALTH INSURANCE - SCHOOL ADMIN	9,200.00	764.35	3,081.67	6,118.33	8%	33%
100-641270-000	WORKER'S COMPENSATION	2,705.00	254.44	971.90	1,733.10	9%	36%
100-641280-000	SICK LEAVE RETIRE.	4,398.00	384.76	1,471.75	2,926.25	9%	33%
100-641290-000	RETIREMENT BENEFIT	39,508.00	3,456.75	13,222.50	26,285.50	9%	33%
100-641323-000	SCHOOL COMMUNICATIONS	16,500.00	0.00	10,009.65	6,490.35	0%	61%
100-641380-000	SCHOOL ADMIN. TRAVEL	2,000.00	0.00	0.00	2,000.00	0%	0%
100-641410-000	ELEMENT. ADMIN. MATERIALS	2,000.00	769.72	1,136.97	863.03	38%	57%
100-641411-000	SECOND. ADMIN. MATERIALS	2,000.00	0.00	1,242.06	757.94	0%	62%
100-641412-000	DUES/SUBSCRIPTIONS/REGISTRATIONS	1,800.00	0.00	1,310.00	490.00	0%	73%
**TOTAL SCHOOL ADMINISTRATION		456,773.00	40,811.61	166,832.65	289,940.35	9%	37%
C U S T O D I A L							
100-661115-000	CUSTODIAL SALARIES	127,050.00	12,378.04	72,342.90	54,707.10	10%	57%
100-661165-000	CUSTODIAL SUBSTITUTES	12,000.00	675.36	5,639.24	6,360.76	6%	47%
100-661200-000	CUSTODIAL FRINGE BENEFITS	30,950.00	2,149.37	12,896.22	18,053.78	7%	42%
100-661210-000	CUSTODIAL LIFE/EMP. ASSIST.	384.00	37.39	226.54	157.46	10%	59%
100-661220-000	EMPLOYER FICA	13,005.00	1,140.02	6,824.74	6,180.26	9%	52%
100-661230-000	HEALTH INSURANCE - CUSTODIAL	10,922.00	1,678.91	10,093.13	828.87	15%	92%
100-661270-000	WORKER'S COMPENSATION	12,296.00	1,097.99	6,027.89	6,268.11	9%	49%
100-661280-000	SICK LEAVE RETIRE.	1,991.00	182.83	1,094.45	896.55	9%	55%
100-661290-000	RETIREMENT BENEFIT	17,886.00	1,642.65	9,832.91	8,053.09	9%	55%
100-661322-000	CUSTODIAL PURCHASED SERVICES	0.00	0.00	0.00	0.00	0%	0%
100-661330-000	UTILITIES	185,000.00	15,896.07	63,943.81	121,056.19	9%	35%
100-661410-000	CUSTODIAL SUPPLIES	25,000.00	1,291.55	11,660.29	13,339.71	5%	47%
100-661710-000	PROPERTY/LIABILITY INSURANCE	39,607.00	0.00	39,307.00	300.00	0%	99%
100-661711-000	LIABILITY INSURANCE	0.00	0.00	0.00	0.00	0%	0%
**TOTAL BUILDINGS-CARE PROGRAM		476,091.00	38,170.18	239,889.12	236,201.88	8%	50%
M A I N T.   N O N   S T U- O C C							
100-663310-000	PURCHASE SERV.--MAINT/BUS BARN	5,000.00	124.96	1,190.98	3,809.02	2%	24%
100-663311-000	PURCHASE SERV.--ELEM. NON-OCCUP.	0.00	0.00	0.00	0.00	0%	0%
100-663312-000	PURCHASE SERV.--SECOND. -NON-OCCUP.	2,000.00	0.00	630.00	1,370.00	0%	32%
100-663315-000	PURCHASE SERV.--DIST. -NON-OCCUP.	500.00	0.00	0.00	500.00	0%	0%
100-663330-000	MAINT. BLDG. UTILITIES	500.00	0.00	193.60	306.40	0%	39%
100-663410-000	MATERIALS--MAINT/BUS BARN FAC.	3,000.00	75.57	1,610.17	1,389.83	3%	54%
100-663415-000	MATERIALS--DIST. -NON-OCCUP.	2,000.00	0.00	0.00	2,000.00	0%	0%
**TOTAL GEN. MAINT.--NON-OCCUPIED		13,000.00	200.53	3,624.75	9,375.25	2%	28%

ACCT #	ACCT NAME	BUDGETED	MTD ACTIVITY	YTD ACTIVITY	BALANCE	MTD%	YTD%
<b>M A I N T E N A N C E</b>							
100-664115-000	GENERAL MAINTENANCE SALARIES	32,186.00	4,281.99	27,828.27	4,357.73	13%	86%
100-664200-000	MAINTENANCE FRINGE BENEFITS	5,158.00	859.74	5,158.44	( 0.44)	17%	100%
100-664210-000	MAINTENANCE LIFE/EMP. ASSIST.	96.00	8.18	51.38	44.62	9%	54%
100-664220-000	EMPLOYER FICA	2,857.00	392.37	2,514.53	342.47	14%	88%
100-664230-000	HEALTH INSURANCE - MAINT	0.00	0.00	0.00	0.00	0%	0%
100-664270-000	WORKER'S COMPENSATION	2,701.00	371.74	2,110.07	590.93	14%	78%
100-664280-000	SICK LEAVE RETIRE.	471.00	64.79	415.66	55.34	14%	88%
100-664290-000	RETIREMENT BENEFIT	4,227.00	582.05	3,734.12	492.88	14%	88%
100-664310-000	PURCHASE SERVICE--MAINT/BUS BARN	500.00	0.00	0.00	500.00	0%	0%
100-664311-000	PURCHASE SERVICE--ELEMENTARY	45,000.00	1,675.83	23,417.84	21,582.16	4%	52%
100-664312-000	PURCHASE SERVICE--SECONDARY	35,000.00	2,210.61	14,056.01	20,943.99	6%	40%
100-664410-000	MATERIALS--MAINT./BUS BARN	500.00	0.00	1,200.28	( 700.28)	0%	240%
100-664411-000	MATERIALS--ELEMENTARY	10,000.00	0.00	5,733.23	4,266.77	0%	57%
100-664412-000	MATERIALS--SECONDARY	10,000.00	166.32	10,513.71	( 513.71)	2%	105%
100-664415-000	MATERIALS--PRESCHOOL/KIND.	500.00	0.00	0.00	500.00	0%	0%
100-664550-000	MAINTENANCE CAPITAL OUTLAY	120,000.00	0.00	18,144.00	101,856.00	0%	15%
<b>**TOTAL MAINTENANCE-BLDGS &amp; EQUIP</b>		<b>269,196.00</b>	<b>10,613.62</b>	<b>114,877.54</b>	<b>154,318.46</b>	<b>4%</b>	<b>43%</b>
<b>G R O U N D S C A R E</b>							
100-665310-000	PURCHASE SERVICE--GROUNDS	45,000.00	1,353.00	27,603.95	17,396.05	3%	61%
100-665410-000	MATERIALS--GROUNDS	20,000.00	39.88	2,731.78	17,268.22	0%	14%
100-665550-000	GROUNDS - CAPITAL OUTLAY	0.00	0.00	0.00	0.00	0%	0%
<b>TOTAL GROUNDS CARE</b>		<b>65,000.00</b>	<b>1,392.88</b>	<b>30,335.73</b>	<b>34,664.27</b>	<b>2%</b>	<b>47%</b>
100-667310-000	SCHOOL SAFETY PURCH SERVICES	0.00	0.00	0.00	0.00	0%	0%
100-667410-000	SECURITY SUPPLIES	13,000.00	0.00	0.00	13,000.00	0%	0%
100-667550-000	SECURITY - CAPITAL OUTLAY	0.00	0.00	0.00	0.00	0%	0%
<b>** TOTAL SCHOOL SAFETY</b>		<b>13,000.00</b>	<b>0.00</b>	<b>0.00</b>	<b>13,000.00</b>	<b>0%</b>	<b>0%</b>
<b>T R A N S P O R T A T I O N</b>							
100-681115-000	TRANSP. SALARIES--TO SCHOOL @ 50%	59,247.00	6,068.92	25,691.15	33,555.85	10%	43%
100-681120-000	TRANSP. SALARIES--MECHANIC @ 85%	0.00	266.23	1,967.10	( 1,967.10)	0%	0%
100-681125-000	TRANSP. SALARIES--SUPV. @ 50%	32,186.00	2,769.58	16,617.48	15,568.52	9%	52%
100-681165-000	TRANSP. SALARIES--SUBS @ 50%	2,500.00	170.52	1,514.93	985.07	7%	61%
100-681200-000	TRANSP. FRINGE BENEFITS @ 50%	12,982.00	1,385.70	5,542.80	7,439.20	11%	43%
100-681201-000	TRANSP. FRINGE BENEFITS @ 85%	0.00	0.00	0.00	0.00	0%	0%
100-681210-000	TRANSP. LIFE INSURANCE @ 50%	288.00	26.50	144.95	143.05	9%	50%
100-681211-000	TRANSP. LIFE INSURANCE @ 85%	0.00	0.00	0.00	0.00	0%	0%
100-681220-000	TRANSP. EMPLOYER FICA/MDC @ 50%	8,179.00	815.34	3,924.13	4,254.87	10%	48%
100-681221-000	TRANSP. EMPLOYER FICA/MDC @ 85%	0.00	0.00	0.00	0.00	0%	0%
100-681230-000	HEALTH INSURANCE - TRANSP - 50%	0.00	0.00	0.00	0.00	0%	0%
100-681231-000	HEALTH INSURANCE - TRANSP - 85%	0.00	0.00	0.00	0.00	0%	0%
100-681270-000	TRANSP. WORKERS COMP @ 50%	5,431.00	587.33	3,292.18	2,138.82	11%	61%
100-681271-000	TRANSP. WORKERS COMP @ 85%	0.00	0.00	0.00	0.00	0%	0%
100-681280-000	TRANSP. SICK LEAVE @ 50%	1,316.00	124.49	564.75	751.25	9%	43%
100-681281-000	TRANSP. SICK LEAVE @ 85%	0.00	0.00	0.00	0.00	0%	0%
100-681290-000	TRANSP. PERSI BENEFIT @ 50%	11,820.00	1,118.64	5,074.11	6,745.89	9%	43%
100-681291-000	TRANSP. PERSI BENEFIT @ 85%	0.00	0.00	0.00	0.00	0%	0%
100-681310-000	BUS CONTRACT REPAIRS @ 85%	35,000.00	1,102.45	36,216.76	( 1,216.76)	3%	103%
100-681311-000	PHYSICALS/DRUG TESTING @ 50%	1,500.00	160.00	639.00	861.00	11%	43%
100-681312-000	PHYSICALS/DRUG TESTING @ 85%	0.00	0.00	130.00	( 130.00)	0%	0%
100-681317-000	TRAINING-DIST./IAPT/STN/NAPT @ 50%	400.00	0.00	0.00	400.00	0%	0%
100-681318-000	TRAINING SDE DRIVER/TECH. @ 85%	0.00	0.00	0.00	0.00	0%	0%
100-681319-000	BUS BARN UTILITIES @ 50%	14,000.00	685.16	7,924.97	6,075.03	5%	57%
100-681320-000	TRANSP. 100% CELL PHONE @ 50%	360.00	0.00	120.07	239.93	0%	33%
100-681345-000	TRANSP. IN-LIEU-OF @ 50%	2,500.00	0.00	459.03	2,040.97	0%	18%
100-681380-000	TRAVEL-SDE DRIVER/TECH TRGN @ 85%	0.00	0.00	0.00	0.00	0%	0%
100-681381-000	TRAVEL-DIST/IAPT/STN/NAPT @ 50%	0.00	0.00	0.00	0.00	0%	0%
100-681410-000	TECHN. COVERALLS/RAGS @ 50%	1,000.00	0.00	0.00	1,000.00	0%	0%
100-681420-000	TRANSP. BUS FUEL/FLUIDS @ 50%	25,000.00	2,013.30	8,615.13	16,384.87	8%	34%
100-681424-000	TRANSP. BUS OILS/LUBRICANTS @ 85%	2,000.00	321.36	455.67	1,544.33	16%	23%
100-681425-000	BUS REPAIR PARTS @ 85%	1,000.00	178.89	6,837.03	( 5,837.03)	18%	684%
100-681426-000	BUS OFFICE SUPPLIES/POSTAGE @ 50%	250.00	49.99	722.23	( 472.23)	20%	289%
100-681429-000	HAND TOOLS @ 85% - 400 CAP	400.00	0.00	0.00	400.00	0%	0%
100-681500-000	TRANSP - CAPITAL OUTLAY	0.00	0.00	4,220.75	( 4,220.75)	0%	0%
100-681710-000	TRANSP. FACILITY INS.--@ 50%	0.00	0.00	300.00	( 300.00)	0%	0%
<b>**TOTAL PUPIL TO SCHOOL TRANSPORT.</b>		<b>217,359.00</b>	<b>17,844.40</b>	<b>130,974.22</b>	<b>86,384.78</b>	<b>8%</b>	<b>60%</b>

ACCT #	ACCT NAME	BUDGETED	MTD ACTIVITY	YTD ACTIVITY	BALANCE	MTD%	YTD%
100-682115-000	TRANSP. SALARIES--ACTIVITY/SHUTTLE	10,000.00	1,165.51	4,285.83	5,714.17	12%	43%
100-682200-000	TRANS - ACTIVITY - FRINGE	0.00	0.00	0.00	0.00	0%	0%
100-682210-000	TRANS - ACTIVITY - LIFE	0.00	1.92	8.09	( 8.09)	0%	0%
100-682220-000	TRANS - ACTIVITY - FICA	765.00	89.16	327.87	437.13	12%	43%
100-682270-000	WORK COMP	508.00	59.21	216.23	291.77	12%	43%
100-682280-000	TRANS - ACTIVITY - UUSL	0.00	7.77	33.92	( 33.92)	0%	0%
100-682290-000	TRANS - ACTIVITY - PERSI	0.00	69.69	304.69	( 304.69)	0%	0%
100-682310-000	PURCHASE SERVICES--NON ALLOW	300.00	0.00	85.00	215.00	0%	28%
100-682410-000	TRANSPORTATION MAT'LS--NON-ALLOW.	250.00	0.00	0.00	250.00	0%	0%
	<b>**TOTAL TRANSP. ACTIVITY PROGRAM</b>	<b>11,823.00</b>	<b>1,393.26</b>	<b>5,261.63</b>	<b>6,561.37</b>	<b>12%</b>	<b>45%</b>
T R A N S P - O T H E R V E H							
100-683310-000	PURCHASE SERVICES--NON ALLOWABLE	2,800.00	0.00	288.36	2,511.64	0%	10%
100-683410-000	SUPPLIES--NON ALLOWABLE	400.00	9.80	180.80	219.20	2%	45%
100-683710-000	TRANSP. FAC. INSURANCE--NON ALLOW.	0.00	0.00	0.00	0.00	0%	0%
	<b>**TOTAL GENERAL TRANSP. NON-ALLOW.</b>	<b>3,200.00</b>	<b>9.80</b>	<b>469.16</b>	<b>2,730.84</b>	<b>0%</b>	<b>15%</b>
N O N I N S T R U C T I O N							
100-710220-000	FOOD EMPLOYER FICA	8,626.00	751.73	3,275.79	5,350.21	9%	38%
	<b>***TOTAL NON-INSTRUCTION</b>	<b>8,626.00</b>	<b>751.73</b>	<b>3,275.79</b>	<b>5,350.21</b>	<b>9%</b>	<b>38%</b>
C A P I T A L							
100-810520-000	CAPITAL OUTLAY - BUILDINGS	288,706.00	0.00	0.00	288,706.00	0%	0%
100-810540-000	CAPITAL OUTLAY - VEHICLES	90,000.00	0.00	0.00	90,000.00	0%	0%
	<b>***TOTAL CAPITAL ASSETS</b>	<b>378,706.00</b>	<b>0.00</b>	<b>0.00</b>	<b>378,706.00</b>	<b>0%</b>	<b>0%</b>
100-920800-000	TRANSFERS TO OTHER FUNDS	0.00	0.00	0.00	0.00	0%	0%
100-950850-000	CONTINGENCY RESERVE	358,851.00	0.00	0.00	358,851.00	0%	0%
	<b>***TOTAL OTHER SERVICES</b>	<b>358,851.00</b>	<b>0.00</b>	<b>0.00</b>	<b>358,851.00</b>	<b>0%</b>	<b>0%</b>
	<b>***TOTAL EXPENDITURES</b>	<b>7,177,057.00</b>	<b>487,236.13</b>	<b>2,483,702.49</b>	<b>4,693,354.51</b>	<b>7%</b>	<b>35%</b>

ACCT #	ACCT NAME	BUDGETED	MTD ACTIVITY	YTD ACTIVITY	BALANCE	MTD%	YTD%
	GRANTS - NEZ PERCE TRIBE & OTHERS						
232-320000-000	BEGINNING BALANCE - BUDGET	42,385.00CR	0.00	0.00	42,385.00CR	0%	0%
232-419900-000	GRANT REVENUE - NPT & OTHERS	0.00	0.00	37,650.00CR	37,650.00	0%	0%
232-460000-000	INTERFUND TRANSFER	0.00	0.00	0.00	0.00	0%	0%
	***TOTAL REVENUE	42,385.00CR	0.00	37,650.00CR	4,735.00CR	0%	89%
232-512110-000	AFTER SCHOOL TEACHER SALARIES	0.00	0.00	0.00	0.00	0%	0%
232-512115-000	AFTER SCHOOL SALARIES - AIDES	0.00	0.00	0.00	0.00	0%	0%
232-512210-000	LIFE INS BENEFIT	0.00	0.00	0.00	0.00	0%	0%
232-512220-000	FICA	0.00	0.00	0.00	0.00	0%	0%
232-512230-000	HEALTH INSURANCE - ASP	0.00	0.00	0.00	0.00	0%	0%
232-512270-000	WORKERS COMP	0.00	0.00	0.00	0.00	0%	0%
232-512280-000	UNUSED SICK LEAVE	0.00	0.00	0.00	0.00	0%	0%
232-512290-000	PERSI	0.00	0.00	0.00	0.00	0%	0%
232-512411-000	NPT AFTER SCHOOL PROGRAM SUPPLIES	0.00	0.00	0.00	0.00	0%	0%
232-515410-000	HIGH SCHOOL SUPPLIES	0.00	0.00	412.00	( 412.00)	0%	0%
232-515312-000	P/S - NPT NATIVE ARTS GRANT	10,500.00	0.00	140.00	10,360.00	0%	1%
232-515313-000	P/S - COLLEGE & CAREER READINESS	5,400.00	10.00	4,714.02	685.98	0%	87%
232-515315-000	P/S - NPT MS READING GRANT	2,525.00	0.00	0.00	2,525.00	0%	0%
232-515316-000	P/S - CULTURALLY RESPONSIVE	840.00	0.00	0.00	840.00	0%	0%
232-515317-000	P/S - NPT SCHOOL COUNSELING GRANT	0.00	0.00	0.00	0.00	0%	0%
232-515318-000	P/S - NPT NATURAL SCIENCE	1,200.00	0.00	0.00	1,200.00	0%	0%
232-515319-000	P/S - NPT DRUG FREE FUNDS (OLD 246)	1,075.00	0.00	0.00	1,075.00	0%	0%
232-515320-000	P/S - ATTENDANCE COMMITTEE EMERGENCY FU	1,905.00	0.00	0.00	1,905.00	0%	0%
232-515322-000	P/S - NPT NATURAL HELPERS	7,630.00	0.00	0.00	7,630.00	0%	0%
232-515323-000	P/S - NPT MENTOR ARTISTS & PLAYWRIGHTS	0.00	0.00	0.00	0.00	0%	0%
232-515324-000	P/S - BASEBALL TOMORROW	0.00	0.00	0.00	0.00	0%	0%
232-515412-000	SUPPLIES - NPT GRANT NATIVE ARTS	820.00	0.00	1,937.83	( 1,117.83)	0%	236%
232-515413-000	SUPPLIES - COLLEGE & CAREER READINESS	2,425.00	0.00	449.88	1,975.12	0%	19%
232-515415-000	SUPPLIES-NPT MS READING	2,425.00	0.00	0.00	2,425.00	0%	0%
232-515416-000	SUPPLIES-NPT- CULTURALLY RESPONSIVE	835.00	0.00	0.00	835.00	0%	0%
232-515418-000	SUPPLIES - NATIVE NATURAL SCIENCE	1,200.00	1,212.70	1,212.70	( 12.70)	101%	101%
232-515419-000	SUPPLIES - NPT DRUG FREE FUNDS (OLD 246)	253.00	0.00	0.00	253.00	0%	0%
232-515420-000	SUPPLIES-ATTENDANCE COMMITTEE EMERGENCY	1,352.00	100.00	847.54	504.46	7%	63%
232-515422-000	SUPPLIES - NPT NATURAL HELPERS	2,000.00	0.00	0.00	2,000.00	0%	0%
232-515423-000	SUPPLIES-NPT MENTOR ARTISTS PLAYWRIGHTS	0.00	0.00	0.00	0.00	0%	0%
232-515424-000	SUPPLIES - BASEBALL TOMORROW	0.00	0.00	0.00	0.00	0%	0%
232-515550-000	CAPITAL EQUIPMENT	0.00	0.00	0.00	0.00	0%	0%
	***TOTAL EXPENDITURES	42,385.00	1,322.70	9,713.97	32,671.03	3%	23%

ACCT #	ACCT NAME	BUDGETED	MTD ACTIVITY	YTD ACTIVITY	BALANCE	MTD%	YTD%
NEXPERCE TRIBE - LITERATURE GRT							
234-320000-000	BEGINNING BALANCE	712.00CR	0.00	0.00	( 712.00)	0%	0%
234-419900-000	NEZPERCE TRIBE LITERATURE REV	0.00	0.00	0.00	0.00	0%	0%
***TOTAL REVENUE		712.00CR	0.00	0.00	712.00CR	0%	0%
234-515300-000	PURCHASE SERVICES	0.00	0.00	0.00	0.00	0%	0%
234-515410-000	SUPPLIES- LITERATURE	712.00	0.00	0.00	712.00	0%	0%
***TOTAL EXPENDITURES		712.00	0.00	0.00	712.00	0%	0%
N E Z P E R C E TRIBE JOB SKILLS							
235-320000-000	JOB SKILLS CARRYOVER	0.00	0.00	0.00	0.00	0%	0%
235-419900-000	NEZPERCE TRIBE SPECIAL SERVICE GRT	0.00	0.00	5,000.00CR	5,000.00	0%	0%
***TOTAL REVENUE		0.00	0.00	5,000.00CR	5,000.00	0%	0%
235-515115-000	JOB SKILLS SALARY	0.00	191.25	699.13	( 699.13)	0%	0%
235-515220-000	JOB SKILLS EMPLOYER FICA	0.00	14.63	53.49	( 53.49)	0%	0%
235-515270-000	JOB SKILLS WORKERS COMP	0.00	1.48	5.44	( 5.44)	0%	0%
235-521310-000	JOB SKILLS	0.00	0.00	0.00	0.00	0%	0%
***TOTAL EXPENDITURES		0.00	207.36	758.06	758.06CR	0%	0%
S T A T E V O C A T I O N A L							
243-432410-000	STATE CTE -- AG. PROGRAM	15,000.00CR	0.00	0.00	15,000.00CR	0%	0%
243-432420-000	STATE VOC. ED. --BUSINESS PROGRAM	9,876.00CR	0.00	0.00	9,876.00CR	0%	0%
***TOTAL REVENUE		24,876.00CR	0.00	0.00	24,876.00CR	0%	0%
243-515112-000	VOC. ED. AG. SALARIES	1,694.00	0.00	0.00	1,694.00	0%	0%
243-515210-000	EMPLOYEE ASSIST. PLAN	0.00	0.00	0.00	0.00	0%	0%
243-515200-000	VOC. ED. FRINGE BENEFIT	377.00	0.00	0.00	377.00	0%	0%
243-515220-000	VOC. ED. EMPLOYER FICA	158.00	0.00	0.00	158.00	0%	0%
243-515230-000	HEALTH INSURANCE - VOC ED	0.00	0.00	0.00	0.00	0%	0%
243-515270-000	VOC. ED. WORKERS COMPENSATION	11.00	0.00	0.00	11.00	0%	0%
243-515280-000	VOC. ED. SICK LEAVE BENEFIT	26.00	0.00	0.00	26.00	0%	0%
243-515290-000	VOC. ED. PERSI BENEFIT	234.00	0.00	0.00	234.00	0%	0%
243-515382-000	VOC. ED. TRAVEL--AG. PROGRAM	2,000.00	0.00	0.00	2,000.00	0%	0%
243-515412-000	VOC. ED. SUPPLIES--AG. PROGRAM	10,500.00	0.00	1,568.00	8,932.00	0%	15%
243-515552-000	VOC. ED. EQUIPMENT--AG. PROGRAM	0.00	1,009.96	5,548.23	( 5,548.23)	0%	0%
**TOTAL AG. PROGRAM		15,000.00	1,009.96	7,116.23	7,883.77	7%	47%
243-515313-000	VOC. ED. BUSINESS P/S	0.00	0.00	0.00	0.00	0%	0%
243-515383-000	VOC. ED. TRAVEL--BUSINESS PROGRAM	3,065.00	0.00	0.00	3,065.00	0%	0%
243-515413-000	VOC. ED. SUPPLIES--BUSINESS PROG.	6,811.00	174.99	1,334.47	5,476.53	3%	20%
243-515553-000	VOC. ED. EQUIPMENT--BUSINESS	0.00	0.00	0.00	0.00	0%	0%
**TOTAL BUSINESS PROGRAM		9,876.00	174.99	1,334.47	8,541.53	2%	14%
***TOTAL EXPENDITURES		24,876.00	1,184.95	8,450.70	16,425.30	5%	34%

ACCT #	ACCT NAME	BUDGETED	MTD ACTIVITY	YTD ACTIVITY	BALANCE	MTD%	YTD%
SUBSTANCE ABUSE PREVENTION							
246-320000-000	BEG. BALANCE- SUBSTANCE ABUSE PREVENTIO	0.00	0.00	0.00	0.00	0%	0%
246-419900-000	SUBSTANCE ABUSE PREVENTION - OTHER REVE	0.00	0.00	0.00	0.00	0%	0%
246-439000-000	GRANT INCOME	0.00	0.00	0.00	0.00	0%	0%
***TOTAL REVENUE		0.00	0.00	0.00	0.00	0%	0%
246-515111-000	SALARIES	0.00	0.00	0.00	0.00	0%	0%
246-515200-000	FRINGE	0.00	0.00	0.00	0.00	0%	0%
246-515210-000	LIFE	0.00	0.00	0.00	0.00	0%	0%
246-515220-000	FICA	0.00	0.00	0.00	0.00	0%	0%
246-515230-000	HEALTH INSURANCE - SPF	0.00	0.00	0.00	0.00	0%	0%
246-515270-000	WORKERS COMP	0.00	0.00	0.00	0.00	0%	0%
246-515280-000	UJSL	0.00	0.00	0.00	0.00	0%	0%
246-515290-000	PERSI	0.00	0.00	0.00	0.00	0%	0%
246-515310-000	PURCHASED SERVICES - NON-SPF GRANT	0.00	0.00	0.00	0.00	0%	0%
246-515311-000	PURCHASED SERVICES - SPFG	0.00	0.00	0.00	0.00	0%	0%
246-515381-000	TRAVEL	0.00	0.00	0.00	0.00	0%	0%
246-512410-000	ELEM DRUG FREE YTH SUPPLIES	0.00	0.00	0.00	0.00	0%	0%
246-515380-000	PURCHASED SERVICES	0.00	0.00	0.00	0.00	0%	0%
246-515410-000	SUPPLIES - NON-SPF GRANT	0.00	0.00	0.00	0.00	0%	0%
246-515411-000	SUPPLIES - SPFG	0.00	0.00	0.00	0.00	0%	0%
246-920800-000	INDIRECT COSTS - TRANSFER TO OTHER FUND	0.00	0.00	0.00	0.00	0%	0%
***TOTAL EXPENDITURES		0.00	0.00	0.00	0.00	0%	0%

CHAPTER I FUND

251-445100-000	FEDERAL ASSISTANCE	189,580.00CR	15,849.28CR	47,962.41CR	141,617.59CR	8%	25%
251-445101-000	SCHOOL IMPROVEMENT ASSISTANCE	203,177.00CR	14,763.92CR	45,858.29CR	157,318.71CR	7%	23%
***TOTAL REVENUE		392,757.00CR	30,613.20CR	93,820.70CR	298,936.30CR	8%	24%
251-512110-000	TEACHER SALARIES--ELEMENTARY	68,948.00	5,745.66	22,982.64	45,965.36	8%	33%
251-512115-000	TEACHER AIDES--ELEMENTARY	52,457.00	4,815.58	19,571.33	32,885.67	9%	37%
251-512200-000	ELEMENTARY FRINGE BENEFITS	10,596.00	632.83	2,531.32	8,064.68	6%	24%
251-512210-000	ELEMENT. LIFE/EMP. ASSIST.	288.00	32.07	129.12	158.88	11%	45%
251-512220-000	EMPLOYER FICA	10,098.00	851.87	3,424.75	6,673.25	8%	34%
251-512230-000	HEALTH INSURANCE - TITLE 1-A	18,399.00	2,200.02	8,807.60	9,591.40	12%	48%
251-512270-000	WORKER'S COMPENSATION	1,027.00	176.97	707.06	319.94	17%	69%
251-512280-000	SICK LEAVE RETIRE.	1,764.00	141.06	568.13	1,195.87	8%	32%
251-512290-000	RETIREMENT BENEFIT	15,848.00	1,267.18	5,103.70	10,744.30	8%	32%
251-512310-000	E. S. PURCHASED SERVICES	475.00	0.00	0.00	475.00	0%	0%
251-512410-000	ELEMENTARY SUPPLIES & MATERIALS	0.00	0.00	0.00	0.00	0%	0%
251-512111-000	SCHOOL IMPROVEMENT GRANT SALARIES	125,207.00	10,864.73	43,044.41	82,162.59	9%	34%
251-512201-000	FRINGE - SIG	7,539.00	628.25	2,513.00	5,026.00	8%	33%
251-512211-000	LIFE INS BENEFIT - SIG	288.00	15.00	63.33	224.67	5%	22%
251-512221-000	EMPLOYER FICA - SIG	10,155.00	843.48	3,334.47	6,820.53	8%	33%
251-512231-000	HEALTH INSURANCE - SIG	13,799.00	1,243.48	5,214.71	8,584.29	9%	38%
251-512271-000	WORKER'S COMP - SIG	1,033.00	0.00	0.00	1,033.00	0%	0%
251-512281-000	UNUSED SICK LEAVE - SIG	1,673.00	144.81	573.06	1,099.94	9%	34%
251-512291-000	PERSI - SIG	15,027.00	1,301.00	5,148.36	9,878.64	9%	34%
251-512311-000	SIG PURCHASED SERVICES	27,755.00	0.00	624.00	27,131.00	0%	2%
251-512411-000	SIG SUPPLIES	700.00	0.00	383.70	316.30	0%	55%
251-632115-000	ADMIN. SALARIES	8,000.00	0.00	0.00	8,000.00	0%	0%
251-632200-000	ADMINISTRATIVE FRINGE BENEFIT	0.00	0.00	0.00	0.00	0%	0%
251-632210-000	LIFE INSURANCE	0.00	0.00	0.00	0.00	0%	0%
251-632220-000	EMPLOYER FICA	612.00	0.00	0.00	612.00	0%	0%
251-632230-000	HEALTH INSURANCE - 1-A ADMIN	0.00	0.00	0.00	0.00	0%	0%
251-632270-000	WORKER'S COMPENSATION	62.00	0.00	0.00	62.00	0%	0%
251-632280-000	SICK LEAVE RETIREMENT	101.00	0.00	0.00	101.00	0%	0%
251-632290-000	RETIREMENT BENEFIT	906.00	0.00	0.00	906.00	0%	0%
251-632410-000	ADMINISTRATION SUPPLIES/MATERIALS	0.00	0.00	0.00	0.00	0%	0%
***TOTAL EXPENDITURES		392,757.00	30,903.99	124,724.69	268,032.31	8%	32%

ACCT #	ACCT NAME	BUDGETED	MTD ACTIVITY	YTD ACTIVITY	BALANCE	MTD%	YTD%
PART B FUND							
257-320000-000	PART B CARRYOVER	0.00	0.00	0.00	0.00	0%	0%
257-445000-000	FEDERAL ASSISTANCE -- PART B	121,748.00CR	8,658.64CR	28,730.22CR	93,017.78CR	7%	24%
***TOTAL REVENUE		121,748.00CR	8,658.64CR	28,730.22CR	93,017.78CR	7%	24%
257-521110-000	CERTIFIED SALARY	0.00	0.00	0.00	0.00	0%	0%
257-521115-000	AIDES - PART B	74,682.00	5,763.38	24,143.24	50,538.76	8%	32%
257-521200-000	FRINGE BENEFITS- PART B	9,936.00	740.33	2,961.32	6,974.68	7%	30%
257-521210-000	LIFE INS BENEFIT	376.00	25.38	103.27	272.73	7%	27%
257-521220-000	EMPLOYER FICA	6,473.00	496.72	2,071.07	4,401.93	8%	32%
257-521230-000	HEALTH INSURANCE - PART B	18,399.00	764.35	4,489.17	13,909.83	4%	24%
257-521270-000	WORKER' S COMPENSATION	656.00	50.73	211.41	444.59	8%	32%
257-521280-000	SICK LEAVE RETIRE.	1,066.00	81.95	341.55	724.45	8%	32%
257-521290-000	RETIREMENT BENEFIT	9,579.00	736.23	3,068.26	6,510.74	8%	32%
257-521410-000	SUPPLIES	581.00	0.00	0.00	581.00	0%	0%
***TOTAL EXPENDITURES		121,748.00	8,659.07	37,389.29	84,358.71	7%	31%
PART B PRESCHOOL							
258-320000-000	PRESCHOOL CARRYOVER-PRIOR	0.00	0.00	0.00	0.00	0%	0%
258-445600-000	PART B PRE-SCHOOL REVENUE	3,116.00CR	260.85CR	782.67CR	2,333.33CR	8%	25%
***TOTAL REVENUE		3,116.00CR	260.85CR	782.67CR	2,333.33CR	8%	25%
258-522110-000	CERTIFIED TEACHER SALARIES	0.00	0.00	0.00	0.00	0%	0%
258-522115-000	NON-CERTIFIED SALARIES	2,039.00	173.50	694.00	1,345.00	9%	34%
258-522200-000	BENEFITS	537.00	41.66	166.64	370.36	8%	31%
258-522210-000	LIFE/EMP. ASSIST. PLAN	0.00	0.64	2.53 (	2.53)	0%	0%
258-522220-000	EMPLOYER FICA	197.00	16.31	65.39	131.61	8%	33%
258-522230-000	HEALTH INSURANCE - PART B PRESCHOOL	0.00	0.00	0.00	0.00	0%	0%
258-522270-000	WORKER' S COMPENSATION	20.00	1.67	6.68	13.32	8%	33%
258-522280-000	SICK LEAVE RETIRE.	32.00	2.71	10.84	21.16	8%	34%
258-522290-000	RETIREMENT BENEFIT	291.00	24.36	97.44	193.56	8%	33%
***TOTAL EXPENDITURES		3,116.00	260.85	1,043.52	2,072.48	8%	33%
TITLE IV-A ESSA STUDENT SUPPORT							
261-445200-000	TITLE IV-A ESSA REVENUE	11,444.00CR	0.00	66.61CR	11,377.39CR	0%	1%
***TOTAL REVENUE		11,444.00CR	0.00	66.61CR	11,377.39CR	0%	1%
261-512115-000	ELEMENTARY CLASSIFIED SALARY	0.00	0.00	50.00 (	50.00)	0%	0%
261-512200-000	FRINGE	0.00	0.00	0.00	0.00	0%	0%
261-512210-000	LIFE INSURANCE BENEFIT	0.00	0.00	0.07 (	0.07)	0%	0%
261-512220-000	FICA BENEFIT	0.00	0.00	3.26 (	3.26)	0%	0%
261-512230-000	HEALTH INSURANCE	0.00	0.00	6.60 (	6.60)	0%	0%
261-512270-000	WORKERS COMP	0.00	0.00	0.39 (	0.39)	0%	0%
261-512280-000	UJSL	0.00	0.00	0.63 (	0.63)	0%	0%
261-512290-000	PERSI BENEFIT	0.00	0.00	5.66 (	5.66)	0%	0%
261-512310-000	PURCHASED SERVICES	7,794.00	0.00	0.00	7,794.00	0%	0%
261-512410-000	SUPPLIES/MATERIALS	3,650.00	0.00	0.00	3,650.00	0%	0%
***TOTAL EXPENDITURES		11,444.00	0.00	66.61	11,377.39	0%	1%
REAP							
262-320000-000	BEGINNING BALANCE	0.00	0.00	0.00	0.00	0%	0%
262-443000-000	REAP GRANT REVENUE	33,241.00CR	0.00	8,162.49CR	25,078.51CR	0%	25%
***TOTAL REVENUE		33,241.00CR	0.00	8,162.49CR	25,078.51CR	0%	25%
262-512115-000	ELEMENTARY CLASSIFIED SALARY	20,238.00	1,744.50	6,978.00	13,260.00	9%	34%
262-512200-000	FRINGE BENEFITS	0.00	0.00	0.00	0.00	0%	0%
262-512210-000	LIFE INSURANCE BENEFIT	96.00	6.29	25.24	70.76	7%	26%
262-512220-000	FICA BENEFIT	1,548.00	133.46	533.82	1,014.18	9%	34%
262-512230-000	HEALTH INSURANCE - REAP	8,539.00	601.06	2,411.56	6,127.44	7%	28%
262-512270-000	WORKERS COMP. BENEFIT	274.00	13.60	54.41	219.59	5%	20%
262-512280-000	SICK LEAVE BENEFIT	255.00	21.98	87.92	167.08	9%	34%
262-512290-000	PERSI BENEFIT	2,291.00	197.48	789.91	1,501.09	9%	34%
***TOTAL EXPENDITURES		33,241.00	2,718.37	10,880.86	22,360.14	8%	33%

ACCT #	ACCT NAME	BUDGETED	MTD ACTIVITY	YTD ACTIVITY	BALANCE	MTD%	YTD%
T I T L E VI-A INDIAN EDUCATION							
267-320000-000	BEGINNING FUND BALANCE	0.00	0.00	0.00	0.00	0%	0%
267-443000-000	FEDERAL ASSISTANCE - VI-A	85,000.00CR	0.00	21,867.46CR	63,132.54CR	0%	26%
267-443001-000	NYCP GRANT REVENUE	232,709.00CR	0.00	54,093.58CR	178,615.42CR	0%	23%
***TOTAL REVENUE		317,709.00CR	0.00	75,961.04CR	241,747.96CR	0%	24%
267-512410-000	CULTURAL ENRICHMENT SUPPLIES	0.00	0.00	0.00	0.00	0%	0%
267-515100-000	COORDINATOR SALARY	12,150.00	2,681.72	6,901.88	5,248.12	22%	57%
267-515110-000	NEZ PERCE LANGUAGE INSTRUCTOR	8,813.00	0.00	0.00	8,813.00	0%	0%
267-515115-000	CERTIFIED SALARY - OTHER	16,500.00	785.28	2,451.47	14,048.53	5%	15%
267-515120-000	SECRETARY'S SALARY	17,458.00	1,550.91	9,996.76	7,461.24	9%	57%
267-515125-000	ATTENDANCE CLERK	10,750.00	864.75	3,459.00	7,291.00	8%	32%
267-515200-000	FRINGE	3,591.00	299.25	1,197.00	2,394.00	8%	33%
267-515210-000	LIFE INS - VI-A	55.00	6.24	22.54	32.46	11%	41%
267-515220-000	EMPLOYER FICA	5,299.00	452.08	1,751.20	3,547.80	9%	33%
267-515230-000	HEALTH INSURANCE - VI-A	0.00	107.89	290.68	(290.68)	0%	0%
267-515270-000	WORKER'S COMPENSATION	537.00	37.25	141.21	395.79	7%	26%
267-515280-000	SICK LEAVE BENEFIT	389.00	24.56	89.55	299.45	6%	23%
267-515290-000	RETIREMENT BENEFIT	3,491.00	364.99	948.91	2,542.09	10%	27%
267-515300-000	HIGH SCHOOL PURCHASED SVCS	650.00	0.00	0.19	649.81	0%	0%
267-515380-000	TRAVEL - VI-A	0.00	0.00	683.99	(683.99)	0%	0%
267-515410-000	SUPPLIES	5,317.00	0.00	1,108.00	4,209.00	0%	21%
TOTAL TITLE VI-A EXPENDITURES		85,000.00	7,174.92	29,042.38	55,957.62	8%	34%
267-515101-000	SALARIES - DIRECTOR - NYCP	26,836.00	1,173.00	14,365.00	12,471.00	4%	54%
267-515111-000	SALARIES - CERTIFIED - NYCP	76,899.00	3,170.83	15,083.84	61,815.16	4%	20%
267-515116-000	SALARIES - N/C - NYCP	17,650.00	0.00	3,835.60	13,814.40	0%	22%
267-515201-000	FRINGE - NYCP	0.00	0.00	0.00	0.00	0%	0%
267-515211-000	LIFE INS - NYCP	192.00	7.00	46.73	145.27	4%	24%
267-515221-000	FICA - ER - NYCP	9,286.00	270.12	2,287.79	6,998.21	3%	25%
267-515231-000	HEALTH INS - NYCP	18,399.00	668.43	4,214.49	14,184.51	4%	23%
267-515271-000	WORKERS COMP - NYCP	941.00	33.88	252.96	688.04	4%	27%
267-515281-000	UUSL - NYCP	872.00	39.96	225.78	646.22	5%	26%
267-515291-000	PERSI - NYCP	10,875.00	491.71	3,767.78	7,107.22	5%	35%
267-515311-000	PURCHASES SERVICES - NYCP	21,829.00	2,500.00	14,698.97	7,130.03	11%	67%
267-515381-000	TRAVEL - NYCP	21,136.00	0.00	268.30	20,867.70	0%	1%
267-515411-000	SUPPLIES - NYCP	19,238.00	0.00	1,822.48	17,415.52	0%	9%
267-920801-000	INDIRECT COSTS - NYCP	8,556.00	0.00	1,578.79	6,977.21	0%	18%
TOTAL NYCP EXPENDITURES		232,709.00	8,354.93	62,448.51	170,260.49	4%	27%
***TOTAL EXPENDITURES		317,709.00	15,529.85	91,490.89	226,218.11	5%	29%

ACCT #	ACCT NAME	BUDGETED	MTD ACTIVITY	YTD ACTIVITY	BALANCE	MTD%	YTD%
J O M F U N D							
269-320000-000	J. O. M. BEGINNING BALANCE	12,000.00CR	0.00	0.00	12,000.00CR	0%	0%
269-445900-000	FEDERAL ASSISTANCE	15,600.00CR	0.00	11,328.88CR	4,271.12CR	0%	73%
***TOTAL REVENUE		27,600.00CR	0.00	11,328.88CR	16,271.12CR	0%	41%
269-512310-000	CULTURAL ENRICHMENT	4,000.00	0.00	0.00	4,000.00	0%	0%
269-512390-000	J. O. M. SUMMER SCHOOL	0.00	0.00	0.00	0.00	0%	0%
269-512410-000	CULTURAL SUPPLIES/MATERIALS	1,000.00	0.00	0.00	1,000.00	0%	0%
269-515110-000	CERTIFIED SALARIES - ASP - S/S	15,000.00	0.00	0.00	15,000.00	0%	0%
269-515111-000	JOM COORDINATOR	0.00	0.00	0.00	0.00	0%	0%
269-515115-000	CLASSIFIED SALARIES	0.00	0.00	0.00	0.00	0%	0%
269-515210-000	LIFE INS BENEFIT	0.00	0.00	0.00	0.00	0%	0%
269-515220-000	EMPLOYER FICA	1,148.00	0.00	0.00	1,148.00	0%	0%
269-515230-000	HEALTH INSURANCE - JOM	0.00	0.00	0.00	0.00	0%	0%
269-515270-000	WORKERS COMP	116.00	0.00	0.00	116.00	0%	0%
269-515280-000	UNUSED SICK LEAVE BENEFIT	189.00	0.00	0.00	189.00	0%	0%
269-515290-000	PERSI	1,698.00	0.00	0.00	1,698.00	0%	0%
269-515300-000	PURCHASE SERVICES	0.00	0.00	0.00	0.00	0%	0%
269-515310-000	CULTURAL ENRICHMENT SERVICES	4,000.00	0.00	0.00	4,000.00	0%	0%
269-515410-000	JOM CULTURAL SUPPLIES	449.00	0.00	367.99	81.01	0%	82%
***TOTAL EXPENDITURES		27,600.00	0.00	367.99	27,232.01	0%	1%

T I T L E I I A I M P V T E A C H Q U A L I T Y

271-320000-000	ESTIMATED BEGINNING BALANCE	0.00	0.00	0.00	0.00	0%	0%
271-445900-000	FEDERAL TITLE II-A REVENUE	26,901.00CR	555.38CR	13,891.25CR	13,009.75CR	2%	52%
***TOTAL REVENUE		26,901.00CR	555.38CR	13,891.25CR	13,009.75CR	2%	52%
271-621110-000	STAFF DEVELOPMENT SALARIES	17,000.00	866.22	8,412.14	8,587.86	5%	49%
271-621210-000	STAFF DEVELOPMENT LIFE INS.	0.00	2.44	22.19	( 22.19)	0%	0%
271-621220-000	STAFF DEVELOP. FICA BENEFIT	1,301.00	65.94	639.34	661.66	5%	49%
271-621230-000	HEALTH INSURANCE - II-A	0.00	118.56	1,246.46	( 1,246.46)	0%	0%
271-621270-000	WORKERS COMPENSATION	132.00	6.76	63.52	68.48	5%	48%
271-621280-000	STAFF DEVELOP. SICK LEAVE	214.00	10.92	105.96	108.04	5%	50%
271-621290-000	STAFF DEVELOP. PERSI BENEFIT	1,924.00	98.05	952.15	971.85	5%	49%
271-621310-000	STAFF DEVELOPMENT	6,330.00	0.00	113.80	6,216.20	0%	2%
271-621380-000	TITLE II STAFF TRAVEL	0.00	0.00	2,934.40	( 2,934.40)	0%	0%
271-621410-000	STAFF DEVELOPMENT SUPPLIES	0.00	0.00	570.18	( 570.18)	0%	0%
271-920800-000	INDIRECT COST--TITLE II-A	0.00	0.00	0.00	0.00	0%	0%
***TOTAL EXPENDITURES		26,901.00	1,168.89	15,060.14	11,840.86	4%	56%

ACCT #	ACCT NAME	BUDGETED	MTD ACTIVITY	YTD ACTIVITY	BALANCE	MTD%	YTD%
21ST CENTURY LEARNING CENTERS							
273-445900-000	21ST CENTURY FEDERAL REVENUE	132,329.00CR	19,855.33CR	25,527.46CR	106,801.54CR	15%	19%
***TOTAL REVENUE		132,329.00CR	19,855.33CR	25,527.46CR	106,801.54CR	15%	19%
273-512100-000	SALARIES - DIRECTOR - 21ST CLCC	36,750.00	3,500.00	14,000.00	22,750.00	10%	38%
273-512110-000	SALARIES - CERTIFIED - 21ST CLCC	46,462.00	4,395.28	10,457.69	36,004.31	9%	23%
273-512115-000	SALARIES - N/C - 21ST CLCC	6,522.00	907.75	2,572.31	3,949.69	14%	39%
273-512200-000	FRINGE - 21ST CLCC	7,291.00	607.58	2,430.32	4,860.68	8%	33%
273-512210-000	LIFE - 21ST CLCC	96.00	16.83	54.34	41.66	18%	57%
273-512220-000	FICA - 21ST CLCC	7,422.00	385.47	1,432.23	5,989.77	5%	19%
273-512230-000	HEALTH INS - 21ST CLCC	0.00	333.38	865.19	( 865.19)	0%	0%
273-512270-000	WORKERS COMP - 21ST CLCC	650.00	71.02	223.93	426.07	11%	34%
273-512280-000	UUSL - 21ST CLCC	1,223.00	112.09	355.31	867.69	9%	29%
273-512290-000	PERSI - 21ST CLCC	10,983.00	1,007.02	3,192.31	7,790.69	9%	29%
273-512300-000	PURCHASED SERVICES - 21ST CLCC	4,180.00	0.00	1,071.54	3,108.46	0%	26%
273-512400-000	SUPPLIES - 21ST CLCC	10,750.00	21.20	229.91	10,520.09	0%	2%
273-920800-000	TRANSFER TO OTHER FUNDS	0.00	0.00	0.00	0.00	0%	0%
***TOTAL EXPENDITURES		132,329.00	11,357.62	36,885.08	95,443.92	9%	28%
G E A R - U P G R A N T							
278-320000-000	GEAR-UP BEGINNING BALANCE	0.00	0.00	0.00	0.00	0%	0%
278-419900-000	OTHER LOCAL REVENUE	0.00	0.00	0.00	0.00	0%	0%
278-431900-000	GEAR UP - OTHER STATE REVENUE	0.00	0.00	0.00	0.00	0%	0%
278-445000-000	GEAR-UP GRANT REVENUE	0.00	0.00	0.00	0.00	0%	0%
***TOTAL REVENUE		0.00	0.00	0.00	0.00	0%	0%
278-515110-000	GEAR UP CERT. SALARIES	0.00	0.00	0.00	0.00	0%	0%
278-515115-000	GEAR UP SALARIES	0.00	225.00	225.00	( 225.00)	0%	0%
278-515200-000	FRINGE BENEFIT	0.00	0.00	0.00	0.00	0%	0%
278-515210-000	LIFE INSURANCE BENEFIT	0.00	0.42	0.42	( 0.42)	0%	0%
278-515220-000	EMPLOYER FICA	0.00	17.21	17.21	( 17.21)	0%	0%
278-515230-000	HEALTH INSURANCE - GEAR UP	0.00	0.00	0.00	0.00	0%	0%
278-515270-000	WORKER'S COMPENSATION	0.00	1.75	1.75	( 1.75)	0%	0%
278-515280-000	SICK LEAVE BENEFIT	0.00	2.83	2.83	( 2.83)	0%	0%
278-515290-000	PERSI BENEFIT	0.00	25.47	25.47	( 25.47)	0%	0%
278-515380-000	STUDENT TRAVEL	0.00	0.00	0.00	0.00	0%	0%
278-515410-000	GEAR UP SUPPLIES	0.00	0.00	0.00	0.00	0%	0%
278-621310-000	STAFF CONFERENCE/TRAINING	0.00	0.00	597.10	( 597.10)	0%	0%
278-621380-000	STAFF TRAVEL	0.00	0.00	460.00	( 460.00)	0%	0%
278-920800-000	TRANSFER TO OTHER FUNDS	0.00	0.00	0.00	0.00	0%	0%
***TOTAL EXPENDITURES		0.00	272.68	1,329.78	1,329.78CR	0%	0%

ACCT #	ACCT NAME	BUDGETED	MTD ACTIVITY	YTD ACTIVITY	BALANCE	MTD%	YTD%
CHILD NUTRITION							
290-320000-000	EST. BEG. BAL. --SCHOOL LUNCH	50,000.00CR	0.00	0.00 (	50,000.00)	0%	0%
290-415000-000	EARNINGS ON INVESTMENTS	0.00	0.00	0.00	0.00	0%	0%
290-416100-000	SCHOOL FOOD SERVICE	0.00	0.00	0.00	0.00	0%	0%
290-416200-000	LUNCH SALES--ALA CARTE	7,500.00CR	402.74CR	2,236.65CR	5,263.35CR	5%	30%
290-419900-000	OTHER REVENUE	0.00	0.00	0.00	0.00	0%	0%
290-445500-000	NSLP - LUNCH REVENUE	195,000.00CR	0.00	30,981.73CR	164,018.27CR	0%	16%
290-445501-000	FEDERAL SUPPORT--COMMODITIES	13,000.00CR	0.00	0.00	13,000.00CR	0%	0%
290-445502-000	NSLP - SUMMER LUNCH REVENUE	32,000.00CR	0.00	8,864.85CR	23,135.15CR	0%	28%
290-445503-000	NSLP - BREAKFAST REVENUE	70,000.00CR	0.00	11,694.55CR	58,305.45CR	0%	17%
290-445504-000	NSLP - SNACK REVENUE	2,000.00CR	0.00	166.53CR	1,833.47CR	0%	8%
290-445505-000	FRESH FRUIT VEGETABLE GRANT INCOME	16,000.00CR	0.00	1,519.00CR	14,481.00CR	0%	9%
290-460000-000	INTERFUND TRANSFER	0.00	0.00	0.00	0.00	0%	0%
***TOTAL REVENUE		385,500.00CR	402.74CR	55,463.31CR	330,036.69CR	0%	14%

290-710115-000	FOOD SERVICE SALARIES--REGULAR	97,474.00	9,377.16	41,633.16	55,840.84	10%	43%
290-710116-000	FFVP PREP SALARIES	2,500.00	190.91	426.74	2,073.26	8%	17%
290-710117-000	FFVP ADMIN SALARIES	1,500.00	168.16	399.38	1,100.62	11%	27%
290-710200-000	FRINGE BENEFITS-FOOD SERVICES	11,284.00	411.50	1,646.00	9,638.00	4%	15%
290-710210-000	LIFE/EMP. ASSIST. PLAN	576.00	46.43	185.12	390.88	8%	32%
290-710220-000	EMPLOYER FICA	0.00	0.00	0.00	0.00	0%	0%
290-710230-000	HEALTH INSURANCE - FOOD SERVICE	35,076.00	3,671.54	14,630.15	20,445.85	10%	42%
290-710270-000	WORKER'S COMPENSATION	8,156.00	698.83	2,988.46	5,167.54	9%	37%
290-710280-000	SICK LEAVE RETIRE.	1,396.00	121.80	527.23	868.77	9%	38%
290-710290-000	PERSI BENEFIT	12,538.00	1,094.17	4,736.42	7,801.58	9%	38%
290-710310-000	FOOD SERVICE - PURCHASED SERVICES	1,500.00	0.00	522.45	977.55	0%	35%
290-710315-000	FFVP PURCHASED SERVICES	0.00	0.00	0.00	0.00	0%	0%
290-710410-000	FOOD SERVICE--NON-FOOD SUPPLIES	9,000.00	442.46	3,384.00	5,616.00	5%	38%
290-710411-000	FOOD SERVICE--FOOD SUPPLIES	168,500.00	6,543.80	47,925.34	120,574.66	4%	28%
290-710412-000	FOOD SERVICE--MILK	22,000.00	2,026.80	7,643.65	14,356.35	9%	35%
290-710413-000	FOOD SERVICE--COMMODITIES	14,000.00	0.00	4,483.45	9,516.55	0%	32%
290-710415-000	FFVP FOOD SUPPLIES	0.00	0.00	0.00	0.00	0%	0%
290-710416-000	FFVP SUPPLIES & MATERIALS	0.00	0.00	0.00	0.00	0%	0%
290-710550-000	FOOD SERVICE EQUIPMENT	0.00	0.00	0.00	0.00	0%	0%
***TOTAL EXPENDITURES		385,500.00	24,793.56	131,131.55	254,368.45	6%	34%

BOND INT./REDEMP. FUND

310-320000-000	BIRF BEGINNING BALANCE	0.00	0.00	0.00	0.00	0%	0%
310-412510-000	BIRF LEVY TAXES-NEZPERCE COUNTY	235,488.00CR	0.00	7,931.60CR (	227,556.40)	0%	3%
310-415000-000	INVESTMENT EARNINGS	500.00CR	0.00	406.75CR	93.25CR	0%	81%
310-419900-000	REVENUE--SAVINGS FROM BOND REFI	0.00	0.00	0.00	0.00	0%	0%
310-438000-000	REVENUE IN LIEU OF PROPERTY TAX	0.00	0.00	0.00	0.00	0%	0%
310-439000-000	STATE BOND GUARANTY REV.	50,000.00CR	0.00	45,889.19CR (	4,110.81)	0%	92%
***TOTAL REVENUE		285,988.00CR	0.00	54,227.54CR	231,760.46CR	0%	19%

310-911610-000	BIRF PRINCIPAL	225,000.00	0.00	225,000.00	0.00	0%	100%
310-912620-000	BIRF INTEREST	60,488.00	0.00	30,243.75	30,244.25	0%	50%
310-913691-000	BIRF FEES	500.00	0.00	500.00	0.00	0%	100%
***TOTAL EXPENDITURES		285,988.00	0.00	255,743.75	30,244.25	0%	89%

BUS DEPRECIATION

421-320000-000	BEGINNING BALANCE	0.00	0.00	0.00	0.00	0%	0%
421-431200-000	TRANSPORTATION DEPRECIATION REV	34,162.00CR	0.00	0.00	34,162.00CR	0%	0%
***TOTAL REVENUE		34,162.00CR	0.00	0.00	34,162.00CR	0%	0%
421-681500-000	BUS PURCHASE	34,162.00	0.00	0.00	34,162.00	0%	0%
***TOTAL EXPENDITURES		34,162.00	0.00	0.00	34,162.00	0%	0%

ACCT #	ACCT NAME	BEG BALANCE	MTD ACTIVITY	YTD BALANCE
--------	-----------	-------------	--------------	-------------

GENERAL FUND

100-111100-000	CASH IN BANK--GENERAL FUND	138,474.57	48,631.89	187,106.46
100-111109-000	PAYROLL CHECKING	0.00	0.00	0.00
100-111300-000	PETTY CASH	0.00	0.00	0.00
100-112100-000	INVESTMENTS--LGIP #1037	2,999,125.84	450,000.00CR	2,549,125.84
100-112120-000	SAVINGS ACCOUNT--WELLS FARGO	27,503.70	0.00	27,503.70
100-113100-000	TAXES RECEIVABLE	2,118.20	0.00	2,118.20
100-114100-000	STATE SUPPORT RECEIVABLE	0.00	0.00	0.00
100-114101-000	INTEREST RECEIVABLE	0.00	0.00	0.00
100-114200-000	RECEIVABLE	1,225.86	825.86CR	400.00
100-114230-000	INTERFUND RECEIVABLE	0.00	0.00	0.00
100-114290-000	LOCAL REVENUE RECEIVABLE	0.00	0.00	0.00
***TOTAL ASSETS		<u>3,168,448.17</u>	<u>402,193.97CR</u>	<u>2,766,254.20</u>

100-211200-000	INTERFUND PAYABLE	0.00	0.00	0.00
100-213000-000	ACCOUNTS PAYABLE	0.00	1,706.87CR	1,706.87CR
100-217100-000	SALARIES PAYABLE	0.00	0.00	0.00
100-217200-000	BENEFITS PAYABLE	0.00	0.00	0.00
100-218350-000	SALES TAX PAYABLE - IDAHO	326.18CR	24.16CR	350.34CR
100-218351-000	WORKERS COMPENSATION PAYABLE	38,797.85	5,567.76CR	33,230.09
100-218703-000	PAYROLL WITHHOLDINGS - OTHER	0.00	0.00	0.00
100-218903-000	PAYROLL ADVANCES	0.00	0.00	0.00
100-221100-000	DEFERRED REVENUES	2,988.96CR	0.00	2,988.96CR
100-320200-000	FUND BALANCE - GENERAL FUND	3,203,930.88CR	409,492.76	2,794,438.12CR
***TOTAL LIABILITIES & FUND BAL.		<u>3,168,448.17CR</u>	<u>402,193.97</u>	<u>2,766,254.20CR</u>

GRANTS - NEZ PERCE TRIBE & OTHERS

232-111100-000	CASH IN BANK--NPT GRANTS & OTHERS	67,297.36	1,322.70CR	65,974.66
232-114100-000	REVENUE RECEIVABLE	0.00	0.00	0.00
232-114200-000	INTERFUND RECEIVABLE	0.00	0.00	0.00
***TOTAL ASSETS		<u>67,297.36</u>	<u>1,322.70CR</u>	<u>65,974.66</u>

232-213000-000	ACCOUNTS PAYABLE	0.00	0.00	0.00
232-320200-000	FUND BALANCE - FUND 232	67,297.36CR	1,322.70	65,974.66CR
***TOTAL LIABILITIES & FUND BAL.		<u>67,297.36CR</u>	<u>1,322.70</u>	<u>65,974.66CR</u>

NEXPERCE TRIBE - LITERATURE GRT

234-111100-000	CASH IN BANK--NEZPERCE LIT GRANT	711.47	0.00	711.47
***TOTAL ASSETS		<u>711.47</u>	<u>0.00</u>	<u>711.47</u>

234-213000-000	ACCOUNTS PAYABLE	0.00	0.00	0.00
234-320200-000	FUND BALANCE - NPT LITERATURE GRANT	711.47CR	0.00	711.47CR
***TOTAL LIABILITIES & FUND BAL.		<u>711.47CR</u>	<u>0.00</u>	<u>711.47CR</u>

NEZPERCE TRIBE JOB SKILLS

235-111100-000	CASH IN BANK--NEZPERCE SPEC. SERV.	4,471.59	207.36CR	4,264.23
235-114100-000	REVENUE RECEIVABLE	0.00	0.00	0.00
***TOTAL ASSETS		<u>4,471.59</u>	<u>207.36CR</u>	<u>4,264.23</u>

235-213000-000	ACCOUNTS PAYABLE	0.00	0.00	0.00
235-320200-000	FUND BALANCE- NEZPERCE TRIBE JOB SKILLS	4,471.59CR	207.36	4,264.23CR
***TOTAL LIABILITIES & FUND BAL.		<u>4,471.59CR</u>	<u>207.36</u>	<u>4,264.23CR</u>

ACCT #	ACCT NAME	BEG BALANCE	MTD ACTIVITY	YTD BALANCE
--------	-----------	-------------	--------------	-------------

STATE VOCATIONAL

243-111100-000	CASH IN BANK--STATE VOC ED.	7,265.75CR	1,184.95CR	8,450.70CR
243-114100-000	SUPPORT RECEIVABLE	0.00	0.00	0.00
243-114200-000	INTERFUND RECEIVABLE	0.00	0.00	0.00
***TOTAL ASSETS		<u>7,265.75CR</u>	<u>1,184.95CR</u>	<u>8,450.70CR</u>

243-211200-000	INTERFUND PAYABLES	0.00	0.00	0.00
243-213000-000	ACCOUNTS PAYABLE	0.00	0.00	0.00
243-217100-000	SALARIES PAYABLE	0.00	0.00	0.00
243-217200-000	BENEFITS PAYABLE	0.00	0.00	0.00
243-320200-000	FUND BALANCE - FUND 243	7,265.75	1,184.95	8,450.70
***TOTAL LIABILITIES & FUND BAL.		<u>7,265.75</u>	<u>1,184.95</u>	<u>8,450.70</u>

SUBSTANCE ABUSE PREVENTION

246-111100-000	CASH IN BANK--DRUG FREE YTH	0.00	0.00	0.00
246-114000-000	ASSISTANCE RECEIVABLE	0.00	0.00	0.00
246-114200-000	INTERFUND RECEIVABLES	0.00	0.00	0.00
***TOTAL ASSETS		<u>0.00</u>	<u>0.00</u>	<u>0.00</u>

246-211200-000	INTERFUND PAYABLE	0.00	0.00	0.00
246-213000-000	ACCOUNTS PAYABLE	0.00	0.00	0.00
246-217100-000	SALARIES PAYABLE	0.00	0.00	0.00
246-217200-000	BENEFITS PAYABLE	0.00	0.00	0.00
246-320200-000	FUND BALANCE - SUBSTANCE ABUSE PREVENTI	0.00	0.00	0.00
***TOTAL LIABILITIES & FUND BAL.		<u>0.00</u>	<u>0.00</u>	<u>0.00</u>

CHAPTER I FUND

251-111100-000	CASH IN BANK--TITLE I	30,613.20CR	290.79CR	30,903.99CR
251-114100-000	ASSISTANCE REC' BL--CHAPTER I	0.00	0.00	0.00
251-114200-000	INTERFUND RECEIVABLE	0.00	0.00	0.00
***TOTAL ASSETS		<u>30,613.20CR</u>	<u>290.79CR</u>	<u>30,903.99CR</u>

251-211200-000	INTERFUND PAYABLES	0.00	0.00	0.00
251-213000-000	ACCOUNTS PAYABLE	0.00	0.00	0.00
251-217100-000	CONTRACTS PAYABLE--CHAPTER I	0.00	0.00	0.00
251-217200-000	BENEFITS PAYABLE	0.00	0.00	0.00
251-320200-000	FUND BALANCE - FUND 251	30,613.20	290.79	30,903.99
***TOTAL LIABILITIES & FUND BAL.		<u>30,613.20</u>	<u>290.79</u>	<u>30,903.99</u>

PART B FUND

257-111100-000	CASH IN BANK-- PART B	8,658.64CR	0.43CR	8,659.07CR
257-114100-000	REVENUE RECEIVABLE	0.00	0.00	0.00
257-114200-000	INTERFUND RECEIVABLE	0.00	0.00	0.00
***TOTAL ASSETS		<u>8,658.64CR</u>	<u>0.43CR</u>	<u>8,659.07CR</u>

257-211200-000	INTERFUND PAYABLES	0.00	0.00	0.00
257-213000-000	ACCOUNTS PAYABLE-- PART B	0.00	0.00	0.00
257-217100-000	CONTRACTS PAYABLE	0.00	0.00	0.00
257-217200-000	BENEFITS PAYABLE	0.00	0.00	0.00
257-320200-000	FUND BALANCE - FUND 257	8,658.64	0.43	8,659.07
***TOTAL LIABILITIES & FUND BAL.		<u>8,658.64</u>	<u>0.43</u>	<u>8,659.07</u>

ACCT #	ACCT NAME	BEG BALANCE	MTD ACTIVITY	YTD BALANCE
PART B PRESCHOOL				
258-111100-000	CASH IN BANK -- PART B PRE-SCHOOL	260.85CR	0.00	260.85CR
258-114100-000	ASSISTANCE RECEIVABLE	0.00	0.00	0.00
***TOTAL ASSETS		260.85CR	0.00	260.85CR
258-211200-000	INTERFUND PAYABLES	0.00	0.00	0.00
258-213000-000	PART B PRESCHOOL ACCOUNTS PAYABLE	0.00	0.00	0.00
258-217100-000	PART B PRESCHOOL SALARIES PAYABLE	0.00	0.00	0.00
258-217200-000	PART B PRESCHOOL BENEFITS PAYABLE	0.00	0.00	0.00
258-320200-000	FUND BALANCE - FUND 258	260.85	0.00	260.85
***TOTAL LIABILITIES & FUND BAL.		260.85	0.00	260.85
TITLE IV-A ESSA STUDENT SUPPORT				
261-111100-000	TITLE IV-A CASH	0.00	0.00	0.00
261-114200-000	TITLE IV-A RECEIVABLE	0.00	0.00	0.00
***TOTAL ASSETS		0.00	0.00	0.00
261-213000-000	ACCOUNTS PAYABLE - TITLE IV-A	0.00	0.00	0.00
261-217100-000	SALARIES PAYABLE	0.00	0.00	0.00
261-217200-000	BENEFITS PAYABLE	0.00	0.00	0.00
261-320200-000	FUND BALANCE - TITLE IV-A	0.00	0.00	0.00
***TOTAL LIABILITIES & FUND BAL.		0.00	0.00	0.00
REAP				
262-111100-000	CASH IN BANK--REAP GRANT	0.00	2,718.37CR	2,718.37CR
262-114100-000	ASSISTANCE RECEIVABLE	0.00	0.00	0.00
***TOTAL ASSETS		0.00	2,718.37CR	2,718.37CR
262-213000-000	ACCOUNTS PAYABLE	0.00	0.00	0.00
262-217100-000	SALARIES PAYABLE	0.00	0.00	0.00
262-217200-000	BENEFITS PAYABLE	0.00	0.00	0.00
262-320200-000	FUND BALANCE - REAP	0.00	2,718.37	2,718.37
***TOTAL LIABILITIES & FUND BAL.		0.00	2,718.37	2,718.37
T I T L E VI-A INDIAN EDUCATION				
267-111100-000	CASH IN BANK--TITLE VI-A	406.57CR	15,529.85CR	15,936.42CR
267-114100-000	REVENUE RECEIVABLE -- TITLE VI-A	0.00	0.00	0.00
***TOTAL ASSETS		406.57CR	15,529.85CR	15,936.42CR
267-211200-000	INTERFUND PAYABLE	0.00	0.00	0.00
267-213000-000	ACCOUNTS PAYABLE--TITLE VI-A	0.00	0.00	0.00
267-217100-000	CONTRACTS PAYABLE--TITLE VI-A	0.00	0.00	0.00
267-217200-000	BENEFITS PAYABLE - TITLE-VI-A	0.00	0.00	0.00
267-320200-000	FUND BALANCE - TITLE VI-A	0.00	15,529.85	15,529.85
***TOTAL LIABILITIES & FUND BAL.		0.00	15,529.85	15,529.85
J O M F U N D				
269-111100-000	CASH IN BANK--JOM	45,460.84	0.00	45,460.84
269-114100-000	ASSISTANCE REC' BL--JOM	0.00	0.00	0.00
269-114200-000	INTERFUND RECEIVABLE	0.00	0.00	0.00
***TOTAL ASSETS		45,460.84	0.00	45,460.84
269-213000-000	ACCOUNTS PAYABLE -- J O M	0.00	0.00	0.00
269-217100-000	CONTRACTS PAYABLE--JOM	0.00	0.00	0.00
269-217200-000	BENEFITS PAYABLE	0.00	0.00	0.00
269-320200-000	FUND BALANCE - JOM	45,460.84CR	0.00	45,460.84CR
***TOTAL LIABILITIES & FUND BAL.		45,460.84CR	0.00	45,460.84CR

(Rprt: 05 - ASB; Dates: 00/00/00-12/31/18; PRINT: 12/12/18 9:47:28 AM)

ACCT #	ACCT NAME	BEG BALANCE	MTD ACTIVITY	YTD BALANCE
T I T L E I I A I M P V T E A C H Q U A L I T Y				
271-111100-000	CASH IN BANK--TITLE II IMPV T QUAL	555.38CR	613.51CR	1,168.89CR
271-114000-000	RECEIVABLE--TITLE II	0.00	0.00	0.00
***TOTAL ASSETS		555.38CR	613.51CR	1,168.89CR
271-211200-000	INTERFUND PAYABLE	0.00	0.00	0.00
271-213000-000	ACCOUNTS PAYABLE--TITLE II	0.00	0.00	0.00
271-217100-000	SALARIES PAYABLE	0.00	0.00	0.00
271-217200-000	BENEFITS PAYABLE	0.00	0.00	0.00
271-320200-000	FUND BALANCE - TITLE II-A	555.38	613.51	1,168.89
***TOTAL LIABILITIES & FUND BAL.		555.38	613.51	1,168.89
21st CENTURY COMMUNITY LEARNING CENTER				
273-111100-000	CASH - 21ST CENTURY LEARNING CENTER	19,855.33CR	8,497.71	11,357.62CR
273-114000-000	RECEIVABLE - 21ST CENTURY LEARNING CENT	0.00	0.00	0.00
***TOTAL ASSETS		19,855.33CR	8,497.71	11,357.62CR
273-211200-000	INTERFUND PAYABLE	0.00	0.00	0.00
273-213000-000	ACCOUNTS PAYABLE - 21ST CLCC	0.00	0.00	0.00
273-217100-000	SALARIES PAYABLE	0.00	0.00	0.00
273-217200-000	BENEFITS PAYABLE	0.00	0.00	0.00
273-320200-000	FUND BALANCE - 21ST CENTURY LEARNING CE	19,855.33	8,497.71CR	11,357.62
***TOTAL LIABILITIES & FUND BAL.		19,855.33	8,497.71CR	11,357.62
G E A R - U P G R A N T				
278-111100-000	CASH IN BANK--GEAR-UP GRANT	1,057.10CR	272.68CR	1,329.78CR
278-114000-000	REVENUE RECEIVABLE	0.00	0.00	0.00
***TOTAL ASSETS		1,057.10CR	272.68CR	1,329.78CR
278-211200-000	INTERFUND PAYABLE	0.00	0.00	0.00
278-213000-000	ACCOUNTS PAYABLE	0.00	0.00	0.00
278-217100-000	SALARIES PAYABLE	0.00	0.00	0.00
278-217200-000	BENEFITS PAYABLE	0.00	0.00	0.00
278-320200-000	FUND BALANCE - GEAR UP GRANT	1,057.10	272.68	1,329.78
***TOTAL LIABILITIES & FUND BAL.		1,057.10	272.68	1,329.78
C H I L D N U T R I T I O N				
290-111100-000	CASH IN BANK -- FOOD SERVICE	2,889.64	24,390.82CR	21,501.18CR
290-111300-000	PETTY CASH	30.00	0.00	30.00
290-114200-000	INTERFUND RECEIVABLE	0.00	0.00	0.00
290-114500-000	REVENUE RECEIVABLE	0.00	0.00	0.00
***TOTAL ASSETS		2,919.64	24,390.82CR	21,471.18CR
290-213000-000	ACCOUNTS PAYABLE	0.00	0.00	0.00
290-217100-000	FOOD SERVICE CONTRACTS PAYABLE	0.00	0.00	0.00
290-217200-000	BENEFITS PAYABLE	0.00	0.00	0.00
290-234100-000	LOAN PAYABLE	0.00	0.00	0.00
290-320200-000	FUND BALANCE - CHILD NUTRITION	2,919.64CR	24,390.82	21,471.18
***TOTAL LIABILITIES & FUND BAL.		2,919.64CR	24,390.82	21,471.18

ACCT #	ACCT NAME	BEG BALANCE	MTD ACTIVITY	YTD BALANCE
--------	-----------	-------------	--------------	-------------

BOND INT./REDEMP. FUND

310-111100-000	CASH IN BANK--BOND INT./REDEMP. FD	108,924.28CR	0.00	108,924.28CR
310-112100-000	INVESTMENTS--BIR FUND #2770	46,095.12	0.00	46,095.12
310-113100-000	TAXES RECEIVABLE--NEZ PERCE CO.	18,558.78	0.00	18,558.78
310-114000-000	REVENUE RECEIVABLE	0.00	0.00	0.00
310-114101-000	INTEREST RECEIVABLE	0.00	0.00	0.00
***TOTAL ASSETS		44,270.38CR	0.00	44,270.38CR

310-211200-000	INTERFUND PAYABLE	0.00	0.00	0.00
310-213000-000	ACCOUNTS PAYABLE	0.00	0.00	0.00
310-216100-000	BONDS PAYABLE	0.00	0.00	0.00
310-221000-000	DEFERRED REVENUES--NEZ PERCE CO.	18,211.07CR	0.00	18,211.07CR
310-320200-000	FUND BALANCE - BOND REDEMPTION FUND	62,481.45	0.00	62,481.45
***TOTAL LIABILITIES & FUND BAL.		44,270.38	0.00	44,270.38

BUS DEPRECIATION

421-111100-000	CASH IN BANK--BUS DEPRECIATION	0.00	0.00	0.00
421-114000-000	REVENUE RECEIVABLE	0.00	0.00	0.00
421-114101-000	INTEREST RECEIVABLE	0.00	0.00	0.00
421-114200-000	INTERFUND RECEIVABLE	0.00	0.00	0.00
***TOTAL ASSETS		0.00	0.00	0.00

421-211200-000	INTERFUND PAYABLE	0.00	0.00	0.00
421-213000-000	ACCOUNTS PAYABLE--BUS DEP	0.00	0.00	0.00
421-320200-000	FUND BALANCE - BUS DEPRECIATION	0.00	0.00	0.00
***TOTAL LIABILITIES & FUND BAL.		0.00	0.00	0.00

SCHOLARSHIP FUND

710-111100-000	CASH IN BANK -- SCHOLARSHIP FUND	1,025.00	275.00	1,300.00
710-112010-000	INV-- T.HIGHEAGLE-JOHNSON #1209	188.04	0.00	188.04
710-112015-000	INVESTMENTS -- MICHAEL BISBEE III #1502	4,717.04	0.00	4,717.04
710-112020-000	INVESTMENTS -- D HIGHEAGLE #1208	1,774.74	0.00	1,774.74
710-112025-000	INVESTMENTS--GENERAL SCHOLARSHIP #1503	2,389.16	0.00	2,389.16
710-112030-000	INVESTMENTS -- M. PATTERSON #1210	92.49	0.00	92.49
710-112040-000	INVESTMENTS--JEFF WILSON #2713	296.02	0.00	296.02
710-112050-000	INVESTMENTS--G. LEIGHTON #2715	4,141.98	0.00	4,141.98
710-112060-000	INVESTMENTS--ALEC REUBEN #3119	140.24	0.00	140.24
710-112070-000	INVESTMENTS - MERIT SCHOLARSP 2714	0.00	0.00	0.00
710-112075-000	LGIP - HELEN COLEMAN #1269	0.00	0.00	0.00
710-114000-000	REVENUE RECEIVABLE	0.00	0.00	0.00
710-114101-000	INTEREST RECEIVABLE	0.00	0.00	0.00
***TOTAL ASSETS		14,764.71	275.00	15,039.71

710-213000-000	ACCOUNTS PAYABLE	0.00	0.00	0.00
710-223210-000	T HIGHEAGLE-JOHNSON SCHOLARSHIP	192.75CR	0.00	192.75CR
710-223215-000	MICHAEL BISBEE III FUND	4,712.33CR	0.00	4,712.33CR
710-223220-000	FUND BALANCE - DAN HIGHEAGLE SCHOLARSHI	1,619.74CR	0.00	1,619.74CR
710-223230-000	FUND BALANCE - MARK PATTERSON SCHOLARSH	630.51	250.00CR	380.51
710-223240-000	F / B - JEFF WILSON MEMORIAL SCHOLARSHI	416.02CR	5.00CR	421.02CR
710-223250-000	FUND BALANCE - GARRET LEIGHTON MEMORIAL	4,684.98CR	20.00CR	4,704.98CR
710-223260-000	FUND BALANCE - ALEC REUBEN SCHOLARSHIP	640.24CR	0.00	640.24CR
710-223270-000	FUND BALANCE - MERIT SCHOLARSHIP FUND	0.00	0.00	0.00
710-223275-000	FUND BALANCE - HELEN COLEMAN FUND	740.00CR	0.00	740.00CR
710-320200-000	FUND BALANCE - SCHOLARSHIP FUND	2,389.16CR	0.00	2,389.16CR
***TOTAL LIABILITIES & FUND BAL.		14,764.71CR	275.00CR	15,039.71CR

ACCT #	ACCT NAME	BEG BALANCE	MTD ACTIVITY	YTD BALANCE
ACCOUNTS PAYABLE				
100-213000-000	ACCOUNTS PAYABLE	0.00	1,706.87CR	1,706.87CR
232-213000-000	ACCOUNTS PAYABLE	0.00	0.00	0.00
234-213000-000	ACCOUNTS PAYABLE	0.00	0.00	0.00
235-213000-000	ACCOUNTS PAYABLE	0.00	0.00	0.00
243-213000-000	ACCOUNTS PAYABLE	0.00	0.00	0.00
251-213000-000	ACCOUNTS PAYABLE	0.00	0.00	0.00
257-213000-000	ACCOUNTS PAYABLE-- PART B	0.00	0.00	0.00
258-213000-000	PART B PRESCHOOL ACCOUNTS PAYABLE	0.00	0.00	0.00
261-213000-000	ACCOUNTS PAYABLE - TITLE IV-A	0.00	0.00	0.00
267-213000-000	ACCOUNTS PAYABLE--TITLE VI-A	0.00	0.00	0.00
269-213000-000	ACCOUNTS PAYABLE -- J O M	0.00	0.00	0.00
271-213000-000	ACCOUNTS PAYABLE--TITLE II	0.00	0.00	0.00
273-213000-000	ACCOUNTS PAYABLE - 21ST CLCC	0.00	0.00	0.00
278-213000-000	ACCOUNTS PAYABLE	0.00	0.00	0.00
290-213000-000	ACCOUNTS PAYABLE	0.00	0.00	0.00
310-213000-000	ACCOUNTS PAYABLE	0.00	0.00	0.00
	ACCOUNTS PAYABLE	0.00	1,706.87CR	1,706.87CR

C A S H I N B A N K				
100-111100-000	CASH IN BANK--GENERAL FUND	138,474.57	48,631.89	187,106.46
232-111100-000	CASH IN BANK-NPT GRANTS & OTHERS	67,297.36	1,322.70CR	65,974.66
234-111100-000	CASH IN BANK--NEZPERCE LIT GRANT	711.47	0.00	711.47
235-111100-000	CASH IN BANK--NEZPERCE SPEC. SERV.	4,471.59	207.36CR	4,264.23
243-111100-000	CASH IN BANK--STATE VOC ED.	7,265.75CR	1,184.95CR	8,450.70CR
246-111100-000	CASH IN BANK--DRUG FREE YTH	0.00	0.00	0.00
251-111100-000	CASH IN BANK--TITLE I	30,613.20CR	290.79CR	30,903.99CR
257-111100-000	CASH IN BANK-- PART B	8,658.64CR	0.43CR	8,659.07CR
258-111100-000	CASH IN BANK -- PART B PRE-SCHOOL	260.85CR	0.00	260.85CR
261-111100-000	TITLE IV-A CASH	0.00	0.00	0.00
262-111100-000	CASH IN BANK--REAP GRANT	0.00	2,718.37CR	2,718.37CR
267-111100-000	CASH IN BANK--TITLE VI-A	406.57CR	15,529.85CR	15,936.42CR
269-111100-000	CASH IN BANK--JOM	45,460.84	0.00	45,460.84
271-111100-000	CASH IN BANK--TITLE II IMPV T QUAL	555.38CR	613.51CR	1,168.89CR
273-111100-000	CASH - 21ST CENTURY LEARNING CENTER	19,855.33CR	8,497.71	11,357.62CR
278-111100-000	CASH IN BANK--GEAR-UP GRANT	1,057.10CR	272.68CR	1,329.78CR
290-111100-000	CASH IN BANK -- FOOD SERVICE	2,889.64	24,390.82CR	21,501.18CR
310-111100-000	CASH IN BANK--BOND INT./REDEMP. FD	108,924.28CR	0.00	108,924.28CR
421-111100-000	CASH IN BANK--BUS DEPRECIATION	0.00	0.00	0.00
710-111100-000	CASH IN BANK -- SCHOLARSHIP FUND	1,025.00	275.00	1,300.00
	*****TOTAL CASH IN BANK	82,733.37	10,873.14	93,606.51

(AP MO-YR: 12-2018-12-2018; DETAIL MO-YR: 12-2018-12-2018; ACCT RANGE: 000-000000-000 - 9ZZ-ZZZZZZ-ZZZ)

ACCOUNT #	DEPT	VENDOR	PO #	DESCRIPTION	AMOUNT
100-111109-000	000000	AFLAC		AFLAC INSURANCE - 122018	259.18
100-111109-000	000000	AFLAC		AFLAC INSURANCE - 122018	1,937.73
100-114200-000	000000	AFLAC	000000	1 MONTH TOO MUCH	49.14
**SUB-TOTAL					2,246.05
750-223125-000	000000	AMAZON	009260	CONC- HVY DTY POPCORN MACHINE	35.95
**SUB-TOTAL					35.95
100-661330-000	000000	AMERIGAS-LEWISTON	000000	PROPANE 525 GALS HS	976.50
100-661330-000	000000	AMERIGAS-LEWISTON	000000	PROPANE 457.3 GALS ES	850.58
100-661330-000	000000	AMERIGAS-LEWISTON	000000	***VOID***	0.00
**SUB-TOTAL					1,827.08
100-632390-000	000000	ANDERSON, JULIAN & HULL, LLP	000000	LEGAL SERVICES	133.00
100-632390-000	000000	ANDERSON, JULIAN & HULL, LLP	000000	***VOID***	0.00
**SUB-TOTAL					133.00
100-681424-000	000000	AUTO PAINT AND PARTS	T19459	DEF FLUID	321.36
100-681425-000	000000	AUTO PAINT AND PARTS	T19489	WINDSHIELD DE-ICER	178.89
100-681425-000	000000	AUTO PAINT AND PARTS	T19489	***VOID***	0.00
**SUB-TOTAL					500.25
100-661330-000	000000	AVISTA UTILITIES	000000	ELECTRIC-STORAGE TECH	155.32
100-661330-000	000000	AVISTA UTILITIES	000000	ELECTRIC-AG SHOP	218.08
100-661330-000	000000	AVISTA UTILITIES	000000	ELECTRIC-HS/MS	3,894.51
100-661330-000	000000	AVISTA UTILITIES	000000	ELECTRIC-CABINET SHOP	191.18
100-661330-000	000000	AVISTA UTILITIES	000000	ELECTRIC- ES	2,509.68
100-661330-000	000000	AVISTA UTILITIES	000000	ELECTRIC-HS TRACK	992.22
100-661330-000	000000	AVISTA UTILITIES	000000	ELECTRIC- TRACK LIGHTS	304.15
100-661330-000	000000	AVISTA UTILITIES	000000	ELECTRIC TRACK PUMP	17.59
100-681319-000	000000	AVISTA UTILITIES	000000	ELECTRIC-BUS SHOP	273.16
100-681319-000	000000	AVISTA UTILITIES	000000	***VOID***	0.00
**SUB-TOTAL					8,555.89
100-111109-000	000000	BLUE CROSS OF IDAHO		BLUE CROSS - 122018	5,374.75
100-512230-000	000000	BLUE CROSS OF IDAHO		HEALTH INSURANCE - 122018	4,726.96
100-515230-000	000000	BLUE CROSS OF IDAHO		HEALTH INSURANCE - 122018	2,879.33
100-521230-000	000000	BLUE CROSS OF IDAHO		HEALTH INSURANCE - 122018	2,007.56
100-522230-000	000000	BLUE CROSS OF IDAHO		HEALTH INSURANCE - 122018	574.55
100-532230-000	000000	BLUE CROSS OF IDAHO		HEALTH INSURANCE - 122018	120.76
100-616230-000	000000	BLUE CROSS OF IDAHO		HEALTH INSURANCE - 122018	6,958.43
100-622230-000	000000	BLUE CROSS OF IDAHO		HEALTH INSURANCE - 122018	1,078.37
100-623230-000	000000	BLUE CROSS OF IDAHO		HEALTH INSURANCE - 122018	764.35
100-632230-000	000000	BLUE CROSS OF IDAHO		HEALTH INSURANCE - 122018	574.55
100-641230-000	000000	BLUE CROSS OF IDAHO		HEALTH INSURANCE - 122018	764.35
100-661230-000	000000	BLUE CROSS OF IDAHO		HEALTH INSURANCE - 122018	1,451.81
251-512230-000	000000	BLUE CROSS OF IDAHO		HEALTH INSURANCE - 122018	2,200.02
251-512231-000	000000	BLUE CROSS OF IDAHO		HEALTH INSURANCE - 122018	1,137.41
257-521230-000	000000	BLUE CROSS OF IDAHO		HEALTH INSURANCE - 122018	574.55
262-512230-000	000000	BLUE CROSS OF IDAHO		HEALTH INSURANCE - 122018	451.81
267-515230-000	000000	BLUE CROSS OF IDAHO		HEALTH INSURANCE - 122018	84.07
267-515231-000	000000	BLUE CROSS OF IDAHO		BLUE CROSS - 122018	502.45
271-621230-000	000000	BLUE CROSS OF IDAHO		HEALTH INSURANCE - 122018	99.41
273-512230-000	000000	BLUE CROSS OF IDAHO		HEALTH INSURANCE - 122018	324.92
290-710230-000	000000	BLUE CROSS OF IDAHO		HEALTH INSURANCE - 122018	3,519.04
**SUB-TOTAL					36,169.45
750-223556-000	000000	BUSINESS PROFESSIONALS OF AMER	009287	6 STATE DUES @\$11	66.00
750-223556-000	000000	BUSINESS PROFESSIONALS OF AMER	009287	6 NATL DUES @\$14	84.00
**SUB-TOTAL					150.00
273-512400-000	000000	CANDACE HOISINGTON	E19469	REIMB. DOLLAR TREE ITEMS	21.20
273-512400-000	000000	CANDACE HOISINGTON	E19469	***VOID***	0.00
**SUB-TOTAL					21.20
100-681311-000	000000	CATALYST MEDICAL GROUP, PLLC	000000	DOT PHYSICAL KERBY	120.00
100-681311-000	000000	CATALYST MEDICAL GROUP, PLLC	000000	DOT URINALYSIS KERBY	10.00
100-681311-000	000000	CATALYST MEDICAL GROUP, PLLC	000000	***VOID***	0.00
**SUB-TOTAL					130.00
100-661330-000	000000	CITY OF LAPWAI	000000	GRBGE-REYNOLDS	31.50
100-661330-000	000000	CITY OF LAPWAI	000000	W/S/G-H/M SCHOOL	1,675.01
100-661330-000	000000	CITY OF LAPWAI	000000	W/S/G-AG BLDG	386.27
100-661330-000	000000	CITY OF LAPWAI	000000	W/S/G-ATHLETIC FIELD	388.53
100-661330-000	000000	CITY OF LAPWAI	000000	W/S- ART & PE BLDG	753.38
100-661330-000	000000	CITY OF LAPWAI	000000	GRBGE-JONES	31.50
100-661330-000	000000	CITY OF LAPWAI	000000	GRBGE-ES	918.50
100-661330-000	000000	CITY OF LAPWAI	000000	W/S-STORAGE TECH	122.39

(AP MO-YR: 12-2018-12-2018; DETAIL MO-YR: 12-2018-12-2018; ACCT RANGE: 000-000000-000 - 9ZZ-ZZZZZZ-ZZZ)

ACCOUNT #	DEPT	VENDOR	PO #	DESCRIPTION	AMOUNT
100-681319-000	000000	CITY OF LAPWAI	000000	GRBGE-BUS BARN	326.00
100-681319-000	000000	CITY OF LAPWAI	000000	***VOID***	0.00
**SUB-TOTAL					4,633.08
100-661330-000	000000	CITYSERVICEVALCON	000000	HEATING OIL AG SHOP	662.18
100-661330-000	000000	CITYSERVICEVALCON	000000	***VOID***	0.00
**SUB-TOTAL					662.18
100-664311-000	000000	CLARKSTON GLASS, INC	M19277	DOOR REPARIS	610.61
100-664312-000	000000	CLARKSTON GLASS, INC	M19277	DOOR REPARIS	610.61
100-664312-000	000000	CLARKSTON GLASS, INC	M19277	***VOID***	0.00
**SUB-TOTAL					1,221.22
100-632410-000	000000	COSTCO	D19491	SHOOTOUT SUPPLIES	49.49
100-632410-000	000000	COSTCO	D19491	***VOID***	0.00
750-223221-000	000000	COSTCO	009276	WILDCAT SHOOTOUT - FOOD GBFR/BBFR	137.16
750-223231-000	000000	COSTCO	009276	WILDCAT SHOOTOUT- FOOD GBFR/BBFR	137.17
**SUB-TOTAL					323.82
100-631410-000	000000	DONALDS RESTAURANT	D19354	SCHOOL BOARD DINNERS	40.75
100-631410-000	000000	DONALDS RESTAURANT	D19354	***VOID***	0.00
**SUB-TOTAL					40.75
100-515421-000	000000	DUNKLEY MUSIC	H19428	CHOIR MUSIC	350.17
100-515421-000	000000	DUNKLEY MUSIC	H19428	***VOID***	0.00
**SUB-TOTAL					350.17
290-710410-000	000000	FOOD SERVICES OF AMERICA	F19235	NON FOOD 11/26	49.74
290-710410-000	000000	FOOD SERVICES OF AMERICA	F19234	NON FOOD 11/29	139.62
290-710410-000	000000	FOOD SERVICES OF AMERICA	F19234	NON FOOD 11/26	60.56
290-710411-000	000000	FOOD SERVICES OF AMERICA	F19235	FOOD 11/12	139.91
290-710411-000	000000	FOOD SERVICES OF AMERICA	F19235	FOOD 11/5	418.82
290-710411-000	000000	FOOD SERVICES OF AMERICA	F19234	FOOD 11/29	219.75
290-710411-000	000000	FOOD SERVICES OF AMERICA	F19234	FOOD 11/12	518.49
290-710411-000	000000	FOOD SERVICES OF AMERICA	F19234	FOOD 11/26	628.89
290-710411-000	000000	FOOD SERVICES OF AMERICA	F19234	FOOD 11/26	452.96
290-710411-000	000000	FOOD SERVICES OF AMERICA	F19235	FOOD 11/26	597.91
290-710411-000	000000	FOOD SERVICES OF AMERICA	F19234	FOOD 11/12	569.31
290-710411-000	000000	FOOD SERVICES OF AMERICA	F19234	FOOD 11/5	656.47
290-710411-000	000000	FOOD SERVICES OF AMERICA	F19234	FOOD 11/5	533.60
290-710411-000	000000	FOOD SERVICES OF AMERICA	F19235	***VOID***	0.00
**SUB-TOTAL					4,986.03
100-665310-000	000000	GREENLEAF LANDSCAPE	M18504	MONTLY MAINTENANCE AGREEMENT	1,353.00
100-665310-000	000000	GREENLEAF LANDSCAPE	M18504	***VOID***	0.00
**SUB-TOTAL					1,353.00
232-515313-000	000000	HASKELL INDIAN NATIONS UNIVERSITY	H19481	COLLEGE APPLICATION FEE	10.00
232-515313-000	000000	HASKELL INDIAN NATIONS UNIVERSITY	H19481	***VOID***	0.00
**SUB-TOTAL					10.00
100-631310-000	000000	HIGHLAND JOINT SCHOOL DISTRICT	D19493	BUSINESS SERVICES-CLERK	642.63
100-631310-000	000000	HIGHLAND JOINT SCHOOL DISTRICT	D19493	***VOID***	0.00
100-632380-000	000000	HIGHLAND JOINT SCHOOL DISTRICT	D19493	ASSOCIATED TAXPAYERS OF ID CONF.	50.00
100-632390-000	000000	HIGHLAND JOINT SCHOOL DISTRICT	D19493	BUSINESS SERVICES-BUSINESS MANAGER	4,498.45
**SUB-TOTAL					5,191.08
750-223230-000	000000	HUDL	009284	BOYS VARSITY BB/HUDL SILVER ADDITIONAL	400.00
**SUB-TOTAL					400.00
750-218350-000	000000	ID HIGH SCHOOL ACT. ASSO.	009282	FWD FUNDS FROM GO-FAN HUDL TKTS FB PLAYOFFS	4.32
750-223201-000	000000	ID HIGH SCHOOL ACT. ASSO.	009282	FWD FUNDS FROM GO-FAN HUDL TCKTS FB PLAYOFFS	67.68
**SUB-TOTAL					72.00
750-223125-000	000000	IDAHO BEVERAGES	009250	CONCESSIONS PURCHASES- NOV	565.00
750-223221-000	000000	IDAHO BEVERAGES	009272	HSTL/HRT BB TRNY- BEVERAGES GBFR/BBFR	274.25
750-223231-000	000000	IDAHO BEVERAGES	009272	HSTL/HRT BB TRNY- BEVERAGES GBFR/BBFR	274.25
**SUB-TOTAL					1,113.50
100-681310-000	000000	IDAHO ICE	T19006	60 DAY INSPRCTON AND REPAIR	510.00
100-681310-000	000000	IDAHO ICE	T19006	INSTALL EMERG. DOOR BELT AND NOISE	592.45
100-681310-000	000000	IDAHO ICE	T19006	***VOID***	0.00
**SUB-TOTAL					1,102.45
232-515418-000	000000	IDAHO IMPRESSIONS	H19425	STUDENT ACTIVITY SUPPLIES	1,212.70
232-515418-000	000000	IDAHO IMPRESSIONS	H19425	***VOID***	0.00
**SUB-TOTAL					1,212.70

(AP MO-YR: 12-2018-12-2018; DETAIL MO-YR: 12-2018-12-2018; ACCT RANGE: 000-000000-000 - 9ZZ-ZZZZZZ-ZZZ)

ACCOUNT #	DEPT	VENDOR	PO #	DESCRIPTION	AMOUNT
100-632311-000	000000	IDAHO STATE BILLING SVCS, INC.	000000	ADMIN FEE (4780.79)	340.06
100-632311-000	000000	IDAHO STATE BILLING SVCS, INC.	000000	ADMIN FEE (7353.54)	523.06
100-632311-000	000000	IDAHO STATE BILLING SVCS, INC.	000000	***VOID***	0.00
**SUB-TOTAL					863.12
100-111109-000	000000	INTERNAL REVENUE SERVICE		FICA WITHHOLDING - 122018	24,162.02
100-111109-000	000000	INTERNAL REVENUE SERVICE		MEDICARE WITHHOLDING - 122018	5,650.72
100-111109-000	000000	INTERNAL REVENUE SERVICE		FEDERAL WITHHOLDING - 122018	26,790.84
100-512220-000	000000	INTERNAL REVENUE SERVICE		FICA-ER - 122018	6,075.62
100-515220-000	000000	INTERNAL REVENUE SERVICE		FICA-ER - 122018	5,444.41
100-521220-000	000000	INTERNAL REVENUE SERVICE		FICA-ER - 122018	2,080.53
100-522220-000	000000	INTERNAL REVENUE SERVICE		FICA-ER - 122018	344.30
100-532220-000	000000	INTERNAL REVENUE SERVICE		FICA-ER - 122018	669.67
100-611220-000	000000	INTERNAL REVENUE SERVICE		FICA-ER - 122018	436.01
100-616220-000	000000	INTERNAL REVENUE SERVICE		FICA-ER - 122018	3,137.80
100-622220-000	000000	INTERNAL REVENUE SERVICE		MEDICARE - ER - 122018	331.11
100-623220-000	000000	INTERNAL REVENUE SERVICE		MEDICARE - ER - 122018	523.50
100-632220-000	000000	INTERNAL REVENUE SERVICE		FICA-ER - 122018	1,241.15
100-641220-000	000000	INTERNAL REVENUE SERVICE		MEDICARE - ER - 122018	2,488.19
100-661220-000	000000	INTERNAL REVENUE SERVICE		MEDICARE - ER - 122018	1,140.02
100-664220-000	000000	INTERNAL REVENUE SERVICE		MEDICARE - ER - 122018	392.37
100-681220-000	000000	INTERNAL REVENUE SERVICE		FICA-ER - 122018	815.34
100-682220-000	000000	INTERNAL REVENUE SERVICE		FICA-ER - 122018	89.16
100-710220-000	000000	INTERNAL REVENUE SERVICE		FICA-ER - 122018	751.73
235-515220-000	000000	INTERNAL REVENUE SERVICE		FICA-ER - 122018	14.63
251-512220-000	000000	INTERNAL REVENUE SERVICE		MEDICARE - ER - 122018	851.87
251-512221-000	000000	INTERNAL REVENUE SERVICE		FICA-ER - 122018	843.48
257-521220-000	000000	INTERNAL REVENUE SERVICE		MEDICARE - ER - 122018	496.72
258-522220-000	000000	INTERNAL REVENUE SERVICE		MEDICARE - ER - 122018	16.31
262-512220-000	000000	INTERNAL REVENUE SERVICE		FICA-ER - 122018	133.46
267-515220-000	000000	INTERNAL REVENUE SERVICE		MEDICARE - ER - 122018	452.08
267-515221-000	000000	INTERNAL REVENUE SERVICE		MEDI - ER - 122018	270.12
271-621220-000	000000	INTERNAL REVENUE SERVICE		MEDICARE - ER - 122018	65.94
273-512110-000	000000	INTERNAL REVENUE SERVICE		FICA-ER - 122018	251.53
273-512115-000	000000	INTERNAL REVENUE SERVICE		FICA-ER - 122018	53.01
273-512220-000	000000	INTERNAL REVENUE SERVICE		MEDICARE - ER - 122018	385.47
278-515220-000	000000	INTERNAL REVENUE SERVICE		MEDICARE - ER - 122018	17.21
**SUB-TOTAL					86,416.32
750-223230-000	000000	JOHN REYNOLDS	009289	BB- REFPAY MSBB VS MOSCOW 12/11/18	81.00
**SUB-TOTAL					81.00
750-223200-000	000000	JOHN WILLIAMSON	009286	DRUM HONORARIUM/ WILDCAT SHOOTOUT 12/7/18	150.00
**SUB-TOTAL					150.00
100-661410-000	000000	KCDA PURCHASING COOPERATIVE	M19455	OFFICE SUPPLIES	17.74
100-661410-000	000000	KCDA PURCHASING COOPERATIVE	M19455	CUSTODIAL SUPPLIES	1,273.81
100-661410-000	000000	KCDA PURCHASING COOPERATIVE	M19455	***VOID***	0.00
**SUB-TOTAL					1,291.55
750-223125-000	000000	LAPWAI SCHOOL DISTRICT #341	00DIST	ATHLETIC SALARIES- NOV 2018 PAYROLL	190.63
750-223201-000	000000	LAPWAI SCHOOL DISTRICT #341	00DIST	ATHLETIC SALARIES- NOV 2018 PAYROLL	265.63
750-223210-000	000000	LAPWAI SCHOOL DISTRICT #341	00DIST	ATHLETIC SALARIES- VB DEC '18 PAYROLL	265.07
750-223220-000	000000	LAPWAI SCHOOL DISTRICT #341	00DIST	ATHLETIC SALARIES- NOV 2018 PAYROLL	415.70
**SUB-TOTAL					1,137.03
100-111109-000	000000	LAPWAI SCHOOL LUNCH PROGRAM		FOOD SERVICE CHARGES - 122018	426.90
**SUB-TOTAL					426.90
100-663310-000	000000	LES SCHWAB TIRE CENTER	M19460	BATTERY FOR NISSAN	124.96
100-663310-000	000000	LES SCHWAB TIRE CENTER	M19460	***VOID***	0.00
**SUB-TOTAL					124.96
267-515311-000	000000	MARION BETSY BOUNDS	H19494	EVALUATION SERVICES NYCP	2,500.00
267-515311-000	000000	MARION BETSY BOUNDS	H19494	***VOID***	0.00
**SUB-TOTAL					2,500.00
290-710412-000	000000	MEADOW GOLD DAIRIES, INC.	F19231	MILK 11/29	238.03
290-710412-000	000000	MEADOW GOLD DAIRIES, INC.	F19231	MILK 11/5	392.67
290-710412-000	000000	MEADOW GOLD DAIRIES, INC.	F19231	MILK 11/8	213.75
290-710412-000	000000	MEADOW GOLD DAIRIES, INC.	F19231	MILK 11/12	382.12
290-710412-000	000000	MEADOW GOLD DAIRIES, INC.	F19231	MILK 11/15	213.75
290-710412-000	000000	MEADOW GOLD DAIRIES, INC.	F19231	MILK 11/19	181.67
290-710412-000	000000	MEADOW GOLD DAIRIES, INC.	F19231	MILK 11/26	404.81
290-710412-000	000000	MEADOW GOLD DAIRIES, INC.	F19231	***VOID***	0.00
**SUB-TOTAL					2,026.80
100-664311-000	000000	MIKE'S MECHANICAL SERVICES,LLC	M19386	BOILER REPAIR ES VALVE	410.66

(AP MO-YR: 12-2018-12-2018; DETAIL MO-YR: 12-2018-12-2018; ACCT RANGE: 000-000000-000 - 9ZZ-ZZZZZZ-ZZZ)

ACCOUNT #	DEPT	VENDOR	PO #	DESCRIPTION	AMOUNT
100-664311-000	000000	MIKE'S MECHANICAL SERVICES,LLC	M19386	***VOID***	0.00
**SUB-TOTAL					410.66
100-681311-000	000000	MINERT & ASSOCIATES, INC.	000000	BREATH TEST	30.00
100-681311-000	000000	MINERT & ASSOCIATES, INC.	000000	***VOID***	0.00
**SUB-TOTAL					30.00
100-683410-000	000000	NAPA AUTO PARTS	T19453	THERMOSTAT GASKET	9.80
100-683410-000	000000	NAPA AUTO PARTS	T19453	***VOID***	0.00
**SUB-TOTAL					9.80
100-616410-000	000000	NCS PEARSON, INC.	S18971	SHIPPING CHARGES	29.01
100-616410-000	000000	NCS PEARSON, INC.	S18971	***VOID***	0.00
**SUB-TOTAL					29.01
100-661330-000	000000	NEZ PERCE TRIBE -UTILITIES DIV	000000	SEWER-REYNOLDS	43.00
100-661330-000	000000	NEZ PERCE TRIBE -UTILITIES DIV	000000	SEWER-JONES	43.00
100-661330-000	000000	NEZ PERCE TRIBE -UTILITIES DIV	000000	SEWER-ES	731.00
100-661330-000	000000	NEZ PERCE TRIBE -UTILITIES DIV	000000	***VOID***	0.00
100-681319-000	000000	NEZ PERCE TRIBE -UTILITIES DIV	000000	SEWER-BUS BARN	86.00
**SUB-TOTAL					903.00
243-515552-000	000000	NORCO, INC	H19362	WELDING CLASS SUPPLIES	42.50
243-515552-000	000000	NORCO, INC	H19362	WELDING CLASS SUPPLIES	109.26
243-515552-000	000000	NORCO, INC	H19362	WELDING CLASS SUPPLIES	858.20
243-515552-000	000000	NORCO, INC	H19362	***VOID***	0.00
**SUB-TOTAL					1,009.96
100-521300-000	000000	NORTHWEST CHILDREN'S HOME, INC	000000	EDUCATIONAL SERVICES	870.00
100-521300-000	000000	NORTHWEST CHILDREN'S HOME, INC	000000	***VOID***	0.00
**SUB-TOTAL					870.00
100-632390-000	000000	PITNEY BOWES	000000	QUARTERLY RENTAL	203.61
100-632390-000	000000	PITNEY BOWES	000000	***VOID***	0.00
**SUB-TOTAL					203.61
100-664311-000	000000	PLUMBMASTER, INC.	M19300	CHICAGO FAUCETS	654.56
100-664311-000	000000	PLUMBMASTER, INC.	M19300	***VOID***	0.00
**SUB-TOTAL					654.56
100-616300-000	000000	PROCARE THERAPY, INC	000000	SPEECH SERVICES 12/3-12/7	1,706.87
100-616300-000	000000	PROCARE THERAPY, INC	000000	SPEECH SERVICES 11/12-11/16	1,932.30
100-616300-000	000000	PROCARE THERAPY, INC	000000	SPEECH SERVICES 11/12-11/16	1,932.30
100-616300-000	000000	PROCARE THERAPY, INC	000000	SPEECH SERVICES 11/19-11/20	966.15
100-616300-000	000000	PROCARE THERAPY, INC	000000	SPEECH SERVICES 11/26-11/30	2,415.38
100-616300-000	000000	PROCARE THERAPY, INC	000000	***VOID***	0.00
**SUB-TOTAL					8,953.00
100-111109-000	000000	PUBLIC EMPLOYEE RETIREMENT SYS		PERSI - EE - 122018	23,662.89
100-111109-000	000000	PUBLIC EMPLOYEE RETIREMENT SYS		PERSI 401K @ SET AMT - 122018	10,717.61
100-111109-000	000000	PUBLIC EMPLOYEE RETIREMENT SYS		PERSI CHOICE - 3% - 122018	155.47
100-512280-000	000000	PUBLIC EMPLOYEE RETIREMENT SYS		UUSL - ER - 122018	996.88
100-512290-000	000000	PUBLIC EMPLOYEE RETIREMENT SYS		PERSI - ER - 122018	8,956.05
100-515280-000	000000	PUBLIC EMPLOYEE RETIREMENT SYS		UUSL - ER - 122018	645.13
100-515290-000	000000	PUBLIC EMPLOYEE RETIREMENT SYS		PERSI - ER - 122018	7,713.01
100-521280-000	000000	PUBLIC EMPLOYEE RETIREMENT SYS		UUSL - ER - 122018	324.29
100-521290-000	000000	PUBLIC EMPLOYEE RETIREMENT SYS		PERSI - ER - 122018	2,913.49
100-522280-000	000000	PUBLIC EMPLOYEE RETIREMENT SYS		UUSL - ER - 122018	65.30
100-522290-000	000000	PUBLIC EMPLOYEE RETIREMENT SYS		PERSI - ER - 122018	586.63
100-532280-000	000000	PUBLIC EMPLOYEE RETIREMENT SYS		UUSL - ER - 122018	40.04
100-532290-000	000000	PUBLIC EMPLOYEE RETIREMENT SYS		PERSI - ER - 122018	380.15
100-611280-000	000000	PUBLIC EMPLOYEE RETIREMENT SYS		UUSL - ER - 122018	72.20
100-611290-000	000000	PUBLIC EMPLOYEE RETIREMENT SYS		PERSI - ER - 122018	648.65
100-616280-000	000000	PUBLIC EMPLOYEE RETIREMENT SYS		UUSL - ER - 122018	518.28
100-616290-000	000000	PUBLIC EMPLOYEE RETIREMENT SYS		PERSI - ER - 122018	4,656.18
100-622280-000	000000	PUBLIC EMPLOYEE RETIREMENT SYS		UUSL - ER - 122018	54.54
100-622290-000	000000	PUBLIC EMPLOYEE RETIREMENT SYS		PERSI - ER - 122018	489.97
100-623290-000	000000	PUBLIC EMPLOYEE RETIREMENT SYS		PERSI - ER - 122018	774.65
100-632280-000	000000	PUBLIC EMPLOYEE RETIREMENT SYS		UUSL - ER - 122018	205.14
100-632290-000	000000	PUBLIC EMPLOYEE RETIREMENT SYS		PERSI - ER - 122018	1,842.97
100-641280-000	000000	PUBLIC EMPLOYEE RETIREMENT SYS		UUSL - ER - 122018	384.76
100-641290-000	000000	PUBLIC EMPLOYEE RETIREMENT SYS		PERSI - ER - 122018	3,456.75
100-661280-000	000000	PUBLIC EMPLOYEE RETIREMENT SYS		UUSL - ER - 122018	182.83
100-661290-000	000000	PUBLIC EMPLOYEE RETIREMENT SYS		PERSI - ER - 122018	1,642.65
100-664280-000	000000	PUBLIC EMPLOYEE RETIREMENT SYS		UUSL - ER - 122018	64.79
100-664290-000	000000	PUBLIC EMPLOYEE RETIREMENT SYS		PERSI - ER - 122018	582.05
100-681280-000	000000	PUBLIC EMPLOYEE RETIREMENT SYS		UUSL - ER - 122018	124.49
100-681290-000	000000	PUBLIC EMPLOYEE RETIREMENT SYS		PERSI - ER - 122018	1,118.64

(AP MO-YR: 12-2018-12-2018; DETAIL MO-YR: 12-2018-12-2018; ACCT RANGE: 000-000000-000 - 9ZZ-ZZZZZZ-ZZZ)

ACCOUNT #	DEPT	VENDOR	PO #	DESCRIPTION	AMOUNT
100-682280-000	000000	PUBLIC EMPLOYEE RETIREMENT SYS		UUSL - ER - 122018	7.77
100-682290-000	000000	PUBLIC EMPLOYEE RETIREMENT SYS		PERSI - ER - 122018	69.69
251-512280-000	000000	PUBLIC EMPLOYEE RETIREMENT SYS		UUSL - ER - 122018	141.06
251-512281-000	000000	PUBLIC EMPLOYEE RETIREMENT SYS		UUSL - ER - 122018	144.81
251-512290-000	000000	PUBLIC EMPLOYEE RETIREMENT SYS		PERSI - ER - 122018	1,267.18
251-512291-000	000000	PUBLIC EMPLOYEE RETIREMENT SYS		PERSI - ER - 122018	1,301.00
257-521280-000	000000	PUBLIC EMPLOYEE RETIREMENT SYS		UUSL - ER - 122018	81.95
257-521290-000	000000	PUBLIC EMPLOYEE RETIREMENT SYS		PERSI - ER - 122018	736.23
258-522280-000	000000	PUBLIC EMPLOYEE RETIREMENT SYS		UUSL - ER - 122018	2.71
258-522290-000	000000	PUBLIC EMPLOYEE RETIREMENT SYS		PERSI - ER - 122018	24.36
262-512280-000	000000	PUBLIC EMPLOYEE RETIREMENT SYS		UUSL - ER - 122018	21.98
262-512290-000	000000	PUBLIC EMPLOYEE RETIREMENT SYS		PERSI - ER - 122018	197.48
267-515280-000	000000	PUBLIC EMPLOYEE RETIREMENT SYS		UUSL - ER - 122018	24.56
267-515281-000	000000	PUBLIC EMPLOYEE RETIREMENT SYS		UUSL - 122018	39.96
267-515290-000	000000	PUBLIC EMPLOYEE RETIREMENT SYS		PERSI - ER - 122018	364.99
267-515291-000	000000	PUBLIC EMPLOYEE RETIREMENT SYS		PERSI - ER - 122018	491.71
271-621280-000	000000	PUBLIC EMPLOYEE RETIREMENT SYS		UUSL - ER - 122018	10.92
271-621290-000	000000	PUBLIC EMPLOYEE RETIREMENT SYS		PERSI - ER - 122018	98.05
273-512280-000	000000	PUBLIC EMPLOYEE RETIREMENT SYS		UUSL - ER - 122018	112.09
273-512290-000	000000	PUBLIC EMPLOYEE RETIREMENT SYS		PERSI - ER - 122018	1,007.02
278-515280-000	000000	PUBLIC EMPLOYEE RETIREMENT SYS		UUSL - ER - 122018	2.83
278-515290-000	000000	PUBLIC EMPLOYEE RETIREMENT SYS		PERSI - ER - 122018	25.47
290-710280-000	000000	PUBLIC EMPLOYEE RETIREMENT SYS		UUSL - ER - 122018	121.80
290-710290-000	000000	PUBLIC EMPLOYEE RETIREMENT SYS		PERSI - ER - 122018	1,094.17
**SUB-TOTAL					81,366.27
750-223230-000	000000	REDSKY CHIMBURAS	009290	BB- REFPAY MSBB VS MOSCOW 12/11/18	81.00
**SUB-TOTAL					81.00
750-223200-000	000000	REFPAY.COM / ARBITERPAY.COM	009278	UPLOAD FUNDS- JAN-MAR BB SEASON	4,000.00
**SUB-TOTAL					4,000.00
100-664312-000	000000	RENAISSANCE CONSTRUCTION	M19294	INSTALL DRINKING FOUNTAINS	1,600.00
100-664312-000	000000	RENAISSANCE CONSTRUCTION	M19294	***VOID***	0.00
**SUB-TOTAL					1,600.00
100-512322-000	000000	RICOH USA, INC	000000	ES COPIES	427.96
100-512322-000	000000	RICOH USA, INC	000000	ES RENTAL	308.73
100-515321-000	000000	RICOH USA, INC	000000	HS COPIES	340.21
100-515321-000	000000	RICOH USA, INC	000000	HS RENTAL	320.15
100-515321-000	000000	RICOH USA, INC	000000	***VOID***	0.00
**SUB-TOTAL					1,397.05
100-632322-000	000000	RICOH USA, INC.	000000	DO MPC5502 B/W COPIES	75.26
100-632322-000	000000	RICOH USA, INC.	000000	DO MPC5502 RENTAL	229.57
100-632322-000	000000	RICOH USA, INC.	000000	DO MPC5502 COLOR COPIES	138.38
100-632322-000	000000	RICOH USA, INC.	000000	***VOID***	0.00
**SUB-TOTAL					443.21
100-616300-000	000000	SL START & ASSOCIATES, LLC	000000	BEHAVIOR INTERVENTION	410.00
100-616300-000	000000	SL START & ASSOCIATES, LLC	000000	BEHAVIOR INTERVENTION	530.00
100-616300-000	000000	SL START & ASSOCIATES, LLC	000000	BEHAVIOR INTERVENTION	730.00
100-616300-000	000000	SL START & ASSOCIATES, LLC	000000	BEHAVIOR INTERVENTION	730.00
100-616300-000	000000	SL START & ASSOCIATES, LLC	000000	BEHAVIOR INTERVENTION	530.00
100-616300-000	000000	SL START & ASSOCIATES, LLC	000000	BEHAVIOR INTERVENTION	280.00
100-616300-000	000000	SL START & ASSOCIATES, LLC	000000	BEHAVIOR INTERVENTION	230.00
100-616300-000	000000	SL START & ASSOCIATES, LLC	000000	BEHAVIOR INTERVENTION	860.00
100-616300-000	000000	SL START & ASSOCIATES, LLC	000000	***VOID***	0.00
**SUB-TOTAL					4,300.00
750-223221-000	000000	STAHL'S TRANSFER EXPRESS	009265	H/H TRNY DECALS (BBFR/GBFR/CHR)	21.37
750-223231-000	000000	STAHL'S TRANSFER EXPRESS	009265	H/H TRNY DECALS (BBFR/GBFR/CHR)	21.37
750-223240-000	000000	STAHL'S TRANSFER EXPRESS	009270	H/H TRNY T-SHIRTS	558.10
750-223240-000	000000	STAHL'S TRANSFER EXPRESS	009270	H/H TRNY TRANSFERS	454.39
750-223250-000	000000	STAHL'S TRANSFER EXPRESS	009265	H/H TRNY DECALS (BBFR/GBFR/CHR)	21.36
**SUB-TOTAL					1,076.59
100-111109-000	000000	STANDARD INSURANCE COMPANY		STANDARD LIFE INSURANCE - 122018	85.60
100-512210-000	000000	STANDARD INSURANCE COMPANY		STANDARD INSURANCE - 122018	134.11
100-515210-000	000000	STANDARD INSURANCE COMPANY		STANDARD INSURANCE - 122018	113.40
100-521210-000	000000	STANDARD INSURANCE COMPANY		STANDARD INSURANCE - 122018	50.53
100-522210-000	000000	STANDARD INSURANCE COMPANY		STANDARD INSURANCE - 122018	8.00
100-532210-000	000000	STANDARD INSURANCE COMPANY		STANDARD INSURANCE - 122018	6.61
100-611210-000	000000	STANDARD INSURANCE COMPANY		STANDARD INSURANCE - 122018	8.00
100-616210-000	000000	STANDARD INSURANCE COMPANY		STANDARD INSURANCE - 122018	125.72
100-622210-000	000000	STANDARD INSURANCE COMPANY		STANDARD INSURANCE - 122018	15.01
100-623210-000	000000	STANDARD INSURANCE COMPANY		STANDARD INSURANCE - 122018	8.00
100-632210-000	000000	STANDARD INSURANCE COMPANY		STANDARD INSURANCE - 122018	28.82

ACCOUNT #	DEPT	VENDOR	PO #	DESCRIPTION	AMOUNT
100-641210-000	000000	STANDARD INSURANCE COMPANY		STANDARD INSURANCE - 122018	73.07
100-661210-000	000000	STANDARD INSURANCE COMPANY		STANDARD INSURANCE - 122018	37.39
100-664210-000	000000	STANDARD INSURANCE COMPANY		STANDARD INSURANCE - 122018	8.18
100-681210-000	000000	STANDARD INSURANCE COMPANY		STANDARD INSURANCE - 122018	26.50
100-682210-000	000000	STANDARD INSURANCE COMPANY		STANDARD INSURANCE - 122018	1.92
251-512210-000	000000	STANDARD INSURANCE COMPANY		STANDARD INSURANCE - 122018	32.07
251-512211-000	000000	STANDARD INSURANCE COMPANY		STANDARD INSURANCE - 122018	15.00
257-521210-000	000000	STANDARD INSURANCE COMPANY		STANDARD INSURANCE - 122018	25.38
258-522210-000	000000	STANDARD INSURANCE COMPANY		STANDARD INSURANCE - 122018	0.64
262-512210-000	000000	STANDARD INSURANCE COMPANY		STANDARD INSURANCE - 122018	6.29
267-515210-000	000000	STANDARD INSURANCE COMPANY		STANDARD INSURANCE - 122018	6.24
267-515211-000	000000	STANDARD INSURANCE COMPANY		STANDARD - 122018	7.00
271-621210-000	000000	STANDARD INSURANCE COMPANY		STANDARD INSURANCE - 122018	2.44
273-512210-000	000000	STANDARD INSURANCE COMPANY		STANDARD INSURANCE - 122018	16.83
278-515210-000	000000	STANDARD INSURANCE COMPANY		STANDARD INSURANCE - 122018	0.42
290-710210-000	000000	STANDARD INSURANCE COMPANY		STANDARD INSURANCE - 122018	46.43
**SUB-TOTAL					889.60
100-515410-100	000000	STAPLES CREDIT PLAN - DO	H19430	PENCIL SHARPENERS	44.59
100-515410-100	000000	STAPLES CREDIT PLAN - DO	H19430	***VOID***	0.00
100-521410-000	000000	STAPLES CREDIT PLAN - DO	E19448	SPED TONER	98.99
100-632410-000	000000	STAPLES CREDIT PLAN - DO	D19408	OFFICE SUPPLIES	71.52
100-632410-000	000000	STAPLES CREDIT PLAN - DO	H19430	PENS	12.58
100-641410-000	000000	STAPLES CREDIT PLAN - DO	E19402	OFFICE TONER	769.72
243-515413-000	000000	STAPLES CREDIT PLAN - DO	H19444	CLASS TONER	174.99
**SUB-TOTAL					1,172.39
100-681426-000	000000	STAPLES CREDIT PLAN	T19387	SECURITY VIDEO CAMERA CARDS	49.99
100-681426-000	000000	STAPLES CREDIT PLAN	T19387	***VOID***	0.00
**SUB-TOTAL					49.99
100-218351-000	000000	STATE INSURANCE FUND	000000	DECEMBER	5,567.76CR
100-512270-000	000000	STATE INSURANCE FUND		WORK COMP - 122018	647.12
100-515270-000	000000	STATE INSURANCE FUND		WORK COMP - 122018	556.81
100-521270-000	000000	STATE INSURANCE FUND		WORK COMP - 122018	211.26
100-522270-000	000000	STATE INSURANCE FUND		WORK COMP - 122018	40.42
100-532270-000	000000	STATE INSURANCE FUND		WORK COMP - 122018	67.86
100-611270-000	000000	STATE INSURANCE FUND		WORK COMP - 122018	44.70
100-616270-000	000000	STATE INSURANCE FUND		WORK COMP - 122018	320.82
100-622270-000	000000	STATE INSURANCE FUND		WORK COMP - 122018	33.76
100-623270-000	000000	STATE INSURANCE FUND		WORK COMP - 122018	53.38
100-632270-000	000000	STATE INSURANCE FUND		WORK COMP - 122018	126.98
100-641270-000	000000	STATE INSURANCE FUND		WORK COMP - 122018	254.44
100-661270-000	000000	STATE INSURANCE FUND		WORK COMP - 122018	1,097.99
100-664270-000	000000	STATE INSURANCE FUND		WORK COMP - 122018	371.74
100-681270-000	000000	STATE INSURANCE FUND		WORK COMP - 122018	587.33
100-682270-000	000000	STATE INSURANCE FUND		WORK COMP - 122018	59.21
235-515270-000	000000	STATE INSURANCE FUND		WORK COMP - 122018	1.48
251-512270-000	000000	STATE INSURANCE FUND		WORK COMP - 122018	176.97
257-521270-000	000000	STATE INSURANCE FUND		WORK COMP - 122018	50.73
258-522270-000	000000	STATE INSURANCE FUND		WORK COMP - 122018	1.67
262-512270-000	000000	STATE INSURANCE FUND		WORK COMP - 122018	13.60
267-515270-000	000000	STATE INSURANCE FUND		WORK COMP - 122018	37.25
267-515271-000	000000	STATE INSURANCE FUND		W/C - ER - 122018	33.88
271-621270-000	000000	STATE INSURANCE FUND		WORK COMP - 122018	6.76
273-512270-000	000000	STATE INSURANCE FUND		WORK COMP - 122018	71.02
278-515270-000	000000	STATE INSURANCE FUND		WORK COMP - 122018	1.75
290-710270-000	000000	STATE INSURANCE FUND		WORK COMP - 122018	698.83
**SUB-TOTAL					0.00
100-111109-000	000000	IDAHO STATE TAX COMMISSION		STATE WITHHOLDING - 122018	14,229.00
**SUB-TOTAL					14,229.00
100-664412-000	000000	SUPPLYWORKS	M19433	CUSTODIAL SUPPLIES	166.32
100-664412-000	000000	SUPPLYWORKS	M19433	***VOID***	0.00
**SUB-TOTAL					166.32
290-710410-000	000000	SYSCO FOOD SERVICE, INC.	F19233	NON FOOD 11/05	82.92
290-710410-000	000000	SYSCO FOOD SERVICE, INC.	F19233	NON FOOD 11/12	99.66
290-710411-000	000000	SYSCO FOOD SERVICE, INC.	F19233	FOOD 11/05	631.87
290-710411-000	000000	SYSCO FOOD SERVICE, INC.	F19233	FOOD 11/12	417.11
290-710411-000	000000	SYSCO FOOD SERVICE, INC.	F19233	FOOD 11/05	180.20
290-710411-000	000000	SYSCO FOOD SERVICE, INC.	F19233	FOOD 11/26	572.96
290-710411-000	000000	SYSCO FOOD SERVICE, INC.	F19233	***VOID***	0.00
**SUB-TOTAL					1,984.72
750-223125-000	000000	URM STORES, INC.	009251	NOV CONCESS PURCHASES	27.76
750-223221-000	000000	URM STORES, INC.	009275	WILDCAT SHOOTOUT- FOOD GBFR/BBFR	200.91

(AP MO-YR: 12-2018-12-2018; DETAIL MO-YR: 12-2018-12-2018; ACCT RANGE: 000-000000-000 - 9ZZ-ZZZZZZ-ZZZ)

ACCOUNT #	DEPT	VENDOR	PO #	DESCRIPTION	AMOUNT
750-223231-000	000000	URM STORES, INC.	009275	WILDCAT SHOOTOUT- FOOD GBFR/BBFR	200.91
750-223532-000	000000	URM STORES, INC.	009269	NOV INDIAN CLUB PURCH- CLUB SALES	17.08
**SUB-TOTAL					446.66
232-515420-000	000000	VALLEY FOODS	D19436	GIFT CARD FOR STUDENT NEEDS	100.00
232-515420-000	000000	VALLEY FOODS	D19436	***VOID***	0.00
290-710410-000	000000	VALLEY FOODS	F19237	NON FOOD KITCHEN NEEDS	9.96
290-710411-000	000000	VALLEY FOODS	F19237	KITCHEN NEEDS	5.55
**SUB-TOTAL					115.51
100-663410-000	000000	VALLEY GAS	000000	NISSAN PU 9.405 GALS	26.51
100-663410-000	000000	VALLEY GAS	000000	CHEVY PU 14.694 GALS	49.06
100-663410-000	000000	VALLEY GAS	000000	***VOID***	0.00
100-665410-000	000000	VALLEY GAS	000000	DIESEL CANS 13.090 GALS	39.88
100-681420-000	000000	VALLEY GAS	000000	DIESEL FUEL BUSES 660.97 GALS	2,013.30
**SUB-TOTAL					2,128.75
100-622323-000	000000	VALNet CAPITAL	000000	QUARTERLY MEMBER FEES	1,625.00
100-622323-000	000000	VALNet CAPITAL	000000	***VOID***	0.00
**SUB-TOTAL					1,625.00
100-532410-000	000000	VARSITY SPIRIT FASHION	H19326	CHEER UNIFORMS	1,983.90
100-532410-000	000000	VARSITY SPIRIT FASHION	H19326	***VOID***	0.00
100-632410-000	000000	VARSITY SPIRIT FASHION	H19326	CHEER UNIFORMS	1,000.75
**SUB-TOTAL					2,984.65
100-111109-000	000000	VOYA FINANCIAL		VOYA FINANCIAL 403-B PLA - 122018	200.00
**SUB-TOTAL					200.00
100-111109-000	000000	IDEAL COLLEGE SAVINGS PROGRAM		IDEAL College Savings Pr - 122018	1,530.00
**SUB-TOTAL					1,530.00
***GRAND TOTAL					302,318.84

ACCT #	ACCT NAME	BEG BALANCE	MTD ACTIVITY	YTD BALANCE
<b>ASSOCIATED STUDENT BODY FUND</b>				
750-111100-000	CASH IN BANK-- ASB	28,937.55	3,944.14	32,881.69
750-111110-000	PETTY CASH	2,290.00	790.00CR	1,500.00
750-112100-000	LGIP - ASB FUND #3120	18,446.59	0.00	18,446.59
	<b>TOTAL STUDENT BODY ASSETS</b>	<b>49,674.14</b>	<b>3,154.14</b>	<b>52,828.28</b>
<b>STUDENT BODY FUNDS</b>				
750-213000-000	ACCOUNTS PAYABLE	0.00	0.00	0.00
750-218350-000	SALES TAX PAYABLE	43.17	502.80CR	459.63CR
750-223100-000	HIGH SCHOOL STUDENT BODY	1,256.65CR	199.00CR	1,455.65CR
750-223107-000	MIDDLE SCHOOL STUDENT BODY	761.71CR	199.00CR	960.71CR
750-223110-000	AT RISK FUND	789.67CR	0.00	789.67CR
750-223125-000	CONCESSIONS	629.24	205.37CR	423.87
	<b>TOTAL GENERAL STUDENT BODY FUNDS</b>	<b>2,135.62CR</b>	<b>1,106.17CR</b>	<b>3,241.79CR</b>
<b>ATHLETIC FUNDS</b>				
750-223200-000	GENERAL ATHLETIC FUND	178.95	3,910.00	4,088.95
750-223201-000	FOOTBALL	1,445.13	333.31	1,778.44
750-223202-000	FOOTBALL FUNDRAISERS	13.30CR	0.00	13.30CR
750-223210-000	VOLLEYBALL	1,118.19	265.07	1,383.26
750-223211-000	VOLLEYBALL FUNDRAISERS	9.46	0.00	9.46
750-223220-000	GIRLS BASKETBALL	1,007.60CR	1,203.79CR	2,211.39CR
750-223221-000	GIRLS BASKETBALL FUNDRAISERS	3,793.81CR	692.80CR	4,486.61CR
750-223230-000	BOYS BASKETBALL	141.47CR	1,843.33CR	1,984.80CR
750-223231-000	BOYS BASKETBALL FUNDRAISERS	2,559.96CR	692.80CR	3,252.76CR
750-223240-000	TRACK	6,759.24CR	1,012.49	5,746.75CR
750-223250-000	CHEER	2,290.80CR	60.42CR	2,351.22CR
750-223260-000	SOFTBALL	136.50CR	10.50CR	147.00CR
750-223261-000	SOFTBALL FUNDRAISERS	107.86CR	0.00	107.86CR
750-223270-000	BASEBALL	136.50CR	10.50CR	147.00CR
750-223271-000	BASEBALL FUNDRAISERS	131.90CR	0.00	131.90CR
	<b>TOTAL ATHLETICS</b>	<b>14,327.21CR</b>	<b>1,006.73</b>	<b>13,320.48CR</b>
<b>CLASSES</b>				
750-223400-000	STUDENT COUNCIL	1,698.83CR	178.03CR	1,876.86CR
750-223401-000	SENIOR CLASS	0.00	0.00	0.00
750-223402-000	JUNIOR CLASS	0.00	0.00	0.00
750-223403-000	SOPHOMORE CLASS	0.00	0.00	0.00
750-223404-000	FRESHMAN CLASS	0.00	0.00	0.00
	<b>TOTAL CLASSES</b>	<b>1,698.83CR</b>	<b>178.03CR</b>	<b>1,876.86CR</b>
<b>CLUBS</b>				
750-223521-000	YEARBOOK	703.31CR	0.00	703.31CR
750-223523-000	DRAMA	4,791.74CR	0.00	4,791.74CR
750-223530-000	LIBRARY	760.26CR	0.00	760.26CR
750-223532-000	INDIAN CLUB	4,619.90CR	214.24CR	4,834.14CR
750-223533-000	BOOSTER CLUB	2,743.74CR	0.00	2,743.74CR
750-223534-000	HONOR SOCIETY	296.10CR	0.00	296.10CR
750-223536-000	PBIS PAWS STORE	369.37CR	0.00	369.37CR
750-223538-000	CLASS OF 2019 PARENTS FUNDRAISERS	958.78CR	0.00	958.78CR
750-223539-000	CLASS OF 2020 PARENTS FUNDRAISERS	0.00	0.00	0.00
750-223540-000	FRENCH CLUB	2,772.83CR	0.00	2,772.83CR
750-223541-000	PEP CLUB	390.37CR	0.00	390.37CR
750-223547-000	FFA	4,252.64CR	396.92CR	4,649.56CR
750-223549-000	AISES CONFERENCE	1,480.14CR	0.00	1,480.14CR
750-223553-000	BAND-MUSIC	124.41CR	0.00	124.41CR
750-223555-000	NEZ PERCE LANGUAGE	165.92CR	0.00	165.92CR
750-223556-000	BPA	3,780.08CR	1,998.51CR	5,778.59CR
750-223560-000	SEL EDUCATION PROJECTS	2,289.57CR	0.00	2,289.57CR
750-223561-000	CAP AND GOWN	0.00	0.00	0.00
750-223562-000	MAPP	56.92CR	0.00	56.92CR
750-223564-000	CR-PLC INCENTIVE	314.68CR	267.00CR	581.68CR
750-223565-000	DRUG FREE SCHOOLS	45.50CR	0.00	45.50CR
750-223566-000	SOS - SOURCES OF STRENGTH CLUB	596.22CR	0.00	596.22CR
750-223567-000	BOOSTER PTO FUNDRAISERS	0.00	0.00	0.00
	<b>TOTAL CLUBS</b>	<b>31,512.48CR</b>	<b>2,876.67CR</b>	<b>34,389.15CR</b>
	<b>TOTAL PAYABLES AND STUDENT FUNDS</b>	<b>49,674.14CR</b>	<b>3,154.14CR</b>	<b>52,828.28CR</b>

REFR#	DESCRIPTION	AMOUNT	DATE
727216	ACTIV CARD- LYDELL MITCHELL	25.00CR	11/02/18
727217	BOOSTERS- HALLOWEEN DANCE (DONATED)	202.00CR	11/02/18
727218	BOOSTERS- WILDCAT GEAR SALES (TAX)	377.00CR	11/02/18
727219	BOOSTER MEM FEES-ANTONIO & VESTAL SMITH (WHITE)	200.00CR	11/02/18
727220	ACTIV CARD- VINCENT VILLA	25.00CR	11/02/18
727221	ACTIV CARD- VALENTINA VILLA (ELEM)	165.00CR	11/02/18
727222	GBFR- JAMBOREE FUNDRAISER, GATE (TAX)	613.80CR	11/09/18
727223	GBFR- JAMBOREE, CONCESSIONS (DONATED)	574.00CR	11/09/18
727224	GBFR- JAMBOREE, CONCESS (3 DOLLAR COINS FOUND)	3.00CR	11/09/18
727225	HSTL/HRT TRNY REG "RIP CITY" 6&8TH GIRLS #1741	300.00CR	11/12/18
727226	HSTL/HRT TRNY REG "ICEYEEYE" K-2G ENR#3743	150.00CR	11/12/18
727227	ACTIV CARD- JC SOBOTTA	25.00CR	11/12/18
727228	BPA- VENDING MACHINE (DONATED)	590.58CR	11/13/18
727229	HSTL/HRT REG "LC XTREME" BOYS 4TH (ENR#2871)	150.00CR	11/13/18
727230	HSTL/HRT TRNY REG "LC XTREME" GIRLS 8TH #2871	150.00CR	11/13/18
727231	ACTIV CARD- SINCERE THREE IRONS	25.00CR	11/13/18
727232	HSTL/HRT TRNY REG "LIL WARRIORS" ENR#3188	150.00CR	11/14/18
727233	NPT PAYROLL DEDUCT DONATION- SFBL/BSBL	21.00CR	11/14/18
727234	FB- GO FAN TKTS ON LINE KIBI DOME GAME 11/1	72.00CR	11/14/18
727235	ADULT PASS (PD AT GATE) LARRY "YOGI" MCFARLAND	185.00CR	11/14/18
727236	HSGB GRANGEVILLE- GATE	707.00CR	11/14/18
727237	HSGB GRANGEVILLE- CONCESSIONS, BPA 30%	719.65CR	11/14/18
727238	ACTIV CRDS ELEM- KENDYL, CODI & KAI DYN GREENE	75.00CR	11/14/18
727239	HSGB GRANGEVILLE- CLUB SALES, BPA (DONATED)	528.30CR	11/14/18
727240	HSGB GRANGEVILLE- CONCESSIONS (BANKCARDS) TAX	47.50CR	11/14/18
727241	BOOSTER SHIRT SALE- FR TERI BARTMAN (EMPL) TAX	50.00CR	11/15/18
727242	BOOSTERS- SHIRT SALES (ENR#S LIST)	605.00CR	11/16/18
727243	BPA- CHOC BAR SALES (ENR#S)	144.27CR	11/19/18
727244	YEAR BOOK DONATION SPONSOR BY LAURIE ANN CLOUD	100.00CR	11/20/18
727245	HSGB CV- GATE	377.00CR	11/26/18
727246	ACTIV CARD- MICHAEL REUBEN, SOLD AT GATE	25.00CR	11/26/18
727247	HSGB CV- CONCESSIONS	372.15CR	11/26/18
727248	HSGB CV- CLUB SALES, INDIAN CLUB (\$120 DONATED)	183.35CR	11/26/18
727249	HSTL/HRT TRNY - REG, GBFR/BBFR/CHR 3 WAY SPLIT	3,500.00CR	11/26/18
727250	HSTL/HRT TRNY - GATE GBFR/BBFR/CHR 3 WAY SPLIT	1,165.13CR	11/26/18
727251	HSTL/HRT TRNY- CONC, BBFR/GBFR/CHR 3 WAY SPLIT	2,741.62CR	11/26/18
727252	NPT PAYROLL DEDUCT DEONATION- SFBL/BSBL	21.00CR	11/27/18
727253	HSGB CV- CONC. BANKCARD NOT RECORDED R727251	31.00CR	11/27/18
727254	HS BOYS/GIRLS BB "C" GATE SPLIT BB/GB	301.00CR	11/29/18
727255	HS BOYS/GIRLS "C" CONCESSIONS, ST CNCL 30%	268.05CR	11/29/18
727256	SR ADULT SEASON PASS- DWIGHT WILLIAMS	35.00CR	11/29/18
***	TOTAL	16,000.40CR	

REFR#	VENDOR	AMOUNT	DATE	DESCRIPTION
005111	ATHLETIC.NET, LLC	175.00	11/01/18	HS/MS TRACK MULTI SEASON DISCOUNT
005112	COSTCO	136.30	11/01/18	MS STUDENT BODY- PBIS INCENTIVES
005113	FIREHOUSE MEDICS LLC	0.00	11/02/18	***VOID***
005114	FIREHOUSE MEDICS LLC	390.00	11/02/18	39 FIRST AID, CPR, AED CERTIFIC/STDTS
005115	VALLEY FOODS	411.84	11/06/18	CONCESSIONS PURCHASES OCT 2018
005116	URM STORES, INC.	157.19	11/06/18	CONCESSIONS PURCHASES OCT 2018
005117	CORKY FAZIO	50.00	11/08/18	DIST 11 ASSIGNORS FEE 2018 JR HI FOOTBALL
005118	LAPWAI SCHOOL DISTRICT #341	1,996.05	11/09/18	ATHLETIC SALARIES- OCT/NOV PAYROLL 2018
005119	IDAHO BEVERAGES	579.50	11/12/18	CONCESSIONS PURCHASES OCT 2018
005120	BUSINESS PROFESSIONALS OF AMER	700.00	11/13/18	BPA NATL DUES- 1 ADVISOR/G.KERBY
005121	OMNI CHEER	971.09	11/15/18	CHEER- BOWS, POMS, SHOES, BKPKS, GAME GEAR
005122	YEA FOUNDATION OF IDAHO	576.98	11/16/18	GATE-JAMBOREE LAPWAI GIRLS BB FUNDRAISER 11/8
005123	OMNI CHEER	74.15	11/20/18	CHEER- 2 PR SHOES BACK ORDERED
005124	FASTSIGNS	26.51	11/20/18	BOOSTERS- THE FAZIO FAMILY BANNER
005125	IDAHO IMPRESSIONS	934.73	11/20/18	BOOSTERS- 80 "THIS IS OUR HOUSE" SHIRTS
005126	SCHOOL PRIDE LTD	625.00	11/20/18	BOOSTERS- 50 CAR FLAGS
005127	STAVROS, LINDA	790.00	11/27/18	PETTY CASH: WILDCAT SHOOTOUT TRNY 12/7-8
005128	STAPLES CREDIT PLAN	57.35	11/27/18	2 ROLLS TKTS, FILE FOLDERS, DIVIDERS
005129	BSN SPORTS	891.10	11/28/18	HSTL/HRT TRNY T-SHIRTS BBFR/GBFR/CHR 3WAY
	*** TOTAL	9,542.79		



LAPWAI ELEMENTARY SCHOOL  
LAPWAI SCHOOL DISTRICT #241  
404 Main Street  
Lapwai, ID 83540  
(208) 843-2960/2952

To: Board of Trustees  
From: Teri Wagner  
Date: December 12, 2018  
RE: December Board Back-Up

### Building Documents Attached

- Attendance
- Friday Professional Learning Agendas
- Faculty enrolled in University of Idaho coursework
- Classroom Observations
- Family Contacts
- Enrollment
- Student Body Funds

### Professional Learning

Professional Learning Teams meet Wednesday mornings from 7-8 AM

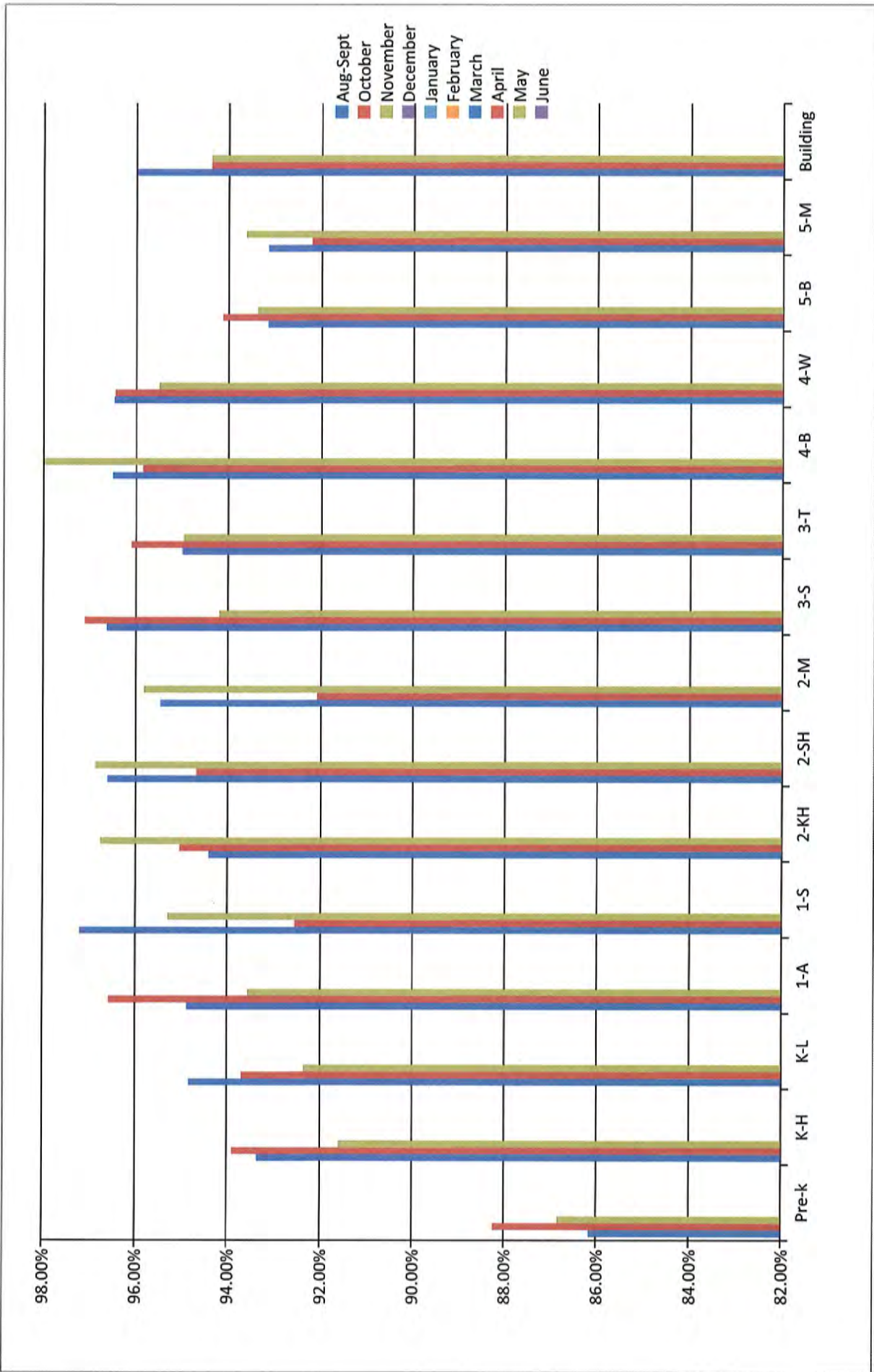
- ELA (English Language Arts)
- Math
- Behavior
- Professional Learning Teams
- Book Study-Conscious Discipline

### Family/Community Involvement

STEM Family Night at ASP	December 6
Student Success Assemblies	December 7
Family Engagement Team Meeting	December 10
Winter Concert	December 12
Winter Parties	December 14

*Together, we ensure all students will reach their full potential.*

*kíiye pecepelíhniku' wapáyat'as mamáy'asna hipewc'éeyu'cúukwenin'.*



LAPWAI ELEMENTARY SCHOOL  
 ATTENDANCE  
 2018-2019

**U of I Credit-Class lists**

Fall 2018

**Teacher Collaboration VII**

Traci

Carleen

Cindy

Matthew

Kathie

Dawn

Cassie

**Book Study XIII**

Traci

Carleen

Cindy

Nate

Matthew

Kathie

Dawn

Cassie

Dena

**Doing the Work**

Traci

Dena

## Professional Learning Agenda November 27, 2018, at 7:00 AM

### Our Meeting Norms

- Listen respectfully
- Start and end on time; stay focused/paced
- Discuss/Speak respectfully (3 before me)
- Assume positive intent
- Learn new things
- Have fun/Appreciate humor

### Announcements

- Good of the Group

### Grade Level Band Meetings

Pre-K-K Cassie's Room

1<sup>st</sup> and 2<sup>nd</sup> Traci's Room

- Finalize Istation assessment schedule for all Tiers
- Share Istation resources and ideas for teaching the **context** of the Istation assessment to ensure that students can show what they know!
- Review current data and celebrate success and share concerns
- Share meeting minutes with Teri and the ELA Team

### Collaboration Meetings

3<sup>rd</sup>- 5<sup>th</sup> Grade - Dena's Room (#216)

Time	Team	Team
7:05-7:25	Nate, RedSky, Janell	Beau, Dena
7:25-7:45	Matthew, Janell, Redsky Carleen, Rhoda, Dena	
7:45-8:05	Melissa, Janel, Christie	



**Professional Learning Agenda-Essential Standards  
Classroom Teachers  
November 30, 2018 at 1:25 PM  
Traci's Room 217**

**Our Meeting Norms**

- Listen respectfully
- Start and end on time; stay focused/paced
- Discuss/Speak respectfully (3 before me)
- Assume positive intent
- Learn new things
- Have fun/Appreciate humor
- Be fully present

**Announcements**

- Winter Concert
- Fire Drill Assessment
  - ✓ Take class roster, Close doors and turn off lights, Move quickly and safely to designated area, Take phone and keys, Account for all students
- Supervision of Students Assessment
  - ✓ Pick up kids on-time, Escort students to and from specials, Escort students out of building at recess and after school
- Playground Supervision
- Building Security
- New Keys
- Professional Learning Schedule
- New Hires
- Good of the Group

**Goal:** Identify essential grade level ELA standards

**1. Collectively study the standards using a variety of resources**

CCSS <http://www.sde.idaho.gov/academic/shared/ela-literacy/booklets/ELA-Literacy-Standards.pdf>

Foundational Reading Skills

Reach manuals

IRI Blueprints (Istation and paper copy)

ISAT Blueprints <http://www.smarterbalanced.org/smarter-balanced-assessments/>

Example <https://www.fwps.org/Page/2062>

**2. Reach consensus on the highest priority standards**

- ✓ List the standards
- ✓ Describe the standard in student friendly vocabulary

3. Clarify how the highest priority standards are translated into the specific knowledge, skills and dispositions that all students must demonstrate

4. Determine what proficiency for each essential standard looks like

5. Identify prerequisite skills

6. Establish common formative assessments that will provide timely feedback

\*PLEASE EMAIL TERI A COPY OF THE WORK YOU ACCOMPLISH TODAY!

(Subject line: PLC and grade level)

## Classroom Observations, Walkthroughs, and/or Conferences 2018-2019 First Semester

	9/4	9/10	9/17	9/24	10/1	10/8	10/15	10/22	10/29	11/5	11/12	11/19	11/25	12/3	12/10	1/7
Arthur	o	o	w	o		o	o		o				c,e,c,c			
Baldwin	o	w	o	o		o	o,o		o					c,e,c,c		
Blyleven	o	w		o			o	c,e,c,c	c,o			o		o	o	
Clark			o				o	o	c							
Hays	o			o	w	o	o		o	c,e,c	c	o				
Hewett	o		w	o			o		o	c,e,c,c				o	o	
Hillman	o		w	o		o	o		o		w	o		c,e,c,c	o	
Jones	o				c			c,e,c	c,c					o		
Latella	o		w	o			o		o	c,e,c,c		o			o	
McKarcher	o			o		o	o				c,e,c,c		o		o	
Melton		o			o				o						c,e,c,c	
Morgan	o	w		w		o	w,o		o	w	c,e,c,c			o	o	
Rami					w		o								c,e,c,c	
Shaffer	o			o			w		c,c	w		c,e,c	c		o	
Sliger	o		w	o		o	o		o				c,e,c,c	o	o	
Stamper	o	w		o	w	o	w			w			c,e,c,c		o	
Tabor	o	w		o		o	w,c		o,c,c	w	c,e,c,c			o	o	
Woodford	o	w		o		o	o,o		o,c					c,e,c	c	

o = observation

c = conference

w = focused walkthrough with written feedback

e = formal observation

**Family, Community, School Partnerships  
Contact Report  
2018-2019**

	August September	October	November	December January	February	March	April	May June	Totals
<b>Arthur</b>	372	263	216						
<b>Baldwin</b>	144	177	113						
<b>Blyleven</b>	694	1653	69						
<b>Bonner</b>	44	107	132						
<b>Cardenas -Cooley</b>	13	26	15						
<b>Clark</b>	40	51 + 1	30						
<b>Dahl</b>	39	73	87						
<b>Hays</b>	169	300 + 1	172 + 1						
<b>Hewett</b>	267	273 + 2	258						
<b>Hillman</b>	133	70 + 2	108						
<b>Jones/Henry</b>	90	8	32						
<b>Latella</b>	342 + 2	260	268						
<b>McKarcher</b>	115	90	48						
<b>Morgan</b>	141	127	47						
<b>Raml</b>	47	55	48						
<b>Sliger</b>	102	226	141						
<b>Stamper</b>	54	93	142						
<b>Tabor</b>	74	146	104						
<b>Woodford</b>	724	1794	471						
<b>Teri Wagner</b>	145	46	66						
<b>Total</b>	<b>3604</b>	<b>5791</b>	<b>2567</b>						

The second number in the column indicates a presentation by a community member in the classroom. Our school goal is two per classroom per year.

# Analyzed Business Checking - PF

Account number: **801013418** ■ November 1, 2018 - November 30, 2018 ■ Page 1 of 1



LAPWAI SCHOOL DISTRICT #341  
 LAPWAI ELEMENTARY SCHOOL  
 STUDENT BODY  
 404 S MAIN ST  
 LAPWAI ID 83540-6131

## Questions?

Call your Customer Service Officer or Client Services  
**1-800-AT WELLS** (1-800-289-3557)  
 5:00 AM TO 6:00 PM Pacific Time Monday - Friday

Online: [wellsfargo.com](http://wellsfargo.com)

Write: Wells Fargo Bank, N.A. (113)  
 P.O. Box 6995  
 Portland, OR 97228-6995

## Account summary

### Analyzed Business Checking - PF

Account number	Beginning balance	Total credits	Total debits	Ending balance
801013418	\$10,352.83	\$1,741.00	\$0.00	\$12,093.83

## Credits

### Deposits

Effective date	Posted date	Amount	Transaction detail
11/02		1,641.00	Deposit
11/02		100.00	Deposit
		<b>\$1,741.00</b>	<b>Total deposits</b>
		<b>\$1,741.00</b>	<b>Total credits</b>

## Daily ledger balance summary

Date	Balance	Date	Balance
10/31	10,352.83	11/02	12,093.83
<b>Average daily ledger balance</b>		<b>\$12,035.79</b>	

November 30, 2018  
Wells Fargo Bank Reconciliation 2018-2019

		checks	deposits	balance
11/1/18	Beginning Balance			\$10,352.83
11/2/18			1,641.00	\$11,993.83
11/2/18			100.00	\$12,093.83
11/30/2018	Ending Balance			\$12,093.83

Lapwai School District No. 341  
Lapwai Elementary School  
Student Body Funds  
November 30, 2018

	Beginning	Deposits	Disbursements	Ending
	Balance			Balance
General Fund	\$8,328.03	\$100.00		\$8,428.03
Library/Book Fair	\$120.46	\$1,641.00		\$1,761.46
Book Orders	\$33.50			\$33.50
2nd Grade	\$69.60			\$69.60
3rd Grade	0			
5th Grade	\$58.59			\$58.59
Art	\$8.50			\$8.50
Attendance	\$0.00			\$0.00
Parent Group	\$734.15			\$734.15
Humanities	\$1,000.00			1,000.00
Total	\$9,430.41	1,741.00	0.00	\$12,093.83

11/30/18

Lapwai Elementary School

0844-1819

14:09

## Site Enrollment Analysis

Page 1

Site	Enrolled	Total	Name
0844	255	255	Lapwai Elementary School

**Enrollment Analysis**

0844-1819 - Lapwai Elementary School

Gender	Male	Female	Total
Grade: PK			
I - American Indian	4.000	1.000	5.000
W - White	1.000	3.000	4.000
Grade: KG			
B - Black or Africa	1.000	0.000	1.000
I - American Indian	23.000	18.000	41.000
P - Native Hawaiian	0.000	1.000	1.000
W - White	1.000	2.000	3.000
Grade: 01			
B - Black or Africa	0.000	1.000	1.000
H - Hispanic	0.000	1.000	1.000
I - American Indian	17.000	12.000	29.000
W - White	3.000	2.000	5.000
MR - Multi-Racial	1.000	2.000	3.000
Grade: 02			
H - Hispanic	0.000	2.000	2.000
I - American Indian	19.000	20.000	39.000
P - Native Hawaiian	1.000	0.000	1.000
W - White	1.000	4.000	5.000
MR - Multi-Racial	0.000	3.000	3.000
Grade: 03			
I - American Indian	18.000	14.000	32.000
W - White	3.000	3.000	6.000
Grade: 04			
I - American Indian	15.000	16.000	31.000
W - White	1.000	0.000	1.000
MR - Multi-Racial	1.000	0.000	1.000
Grade: 05			
I - American Indian	15.000	19.000	34.000
W - White	1.000	3.000	4.000
MR - Multi-Racial	2.000	0.000	2.000
-----			
B - Black or Africa	1.000	1.000	2.000
H - Hispanic	0.000	3.000	3.000
I - American Indian	111.000	100.000	211.000
P - Native Hawaiian	1.000	1.000	2.000
W - White	11.000	17.000	28.000
MR - Multi-Racial	4.000	5.000	9.000
-----			
	128.000	127.000	255.000
-----			



# LAPWAI MIDDLE/HIGH SCHOOL

Phone: (208) 843-2241, X205

dpinkham@lapwai.org

To: Board of Trustees  
From: Dr. Pinkham, LMS-LHS  
Subject: Board Report for November 2018  
Contents

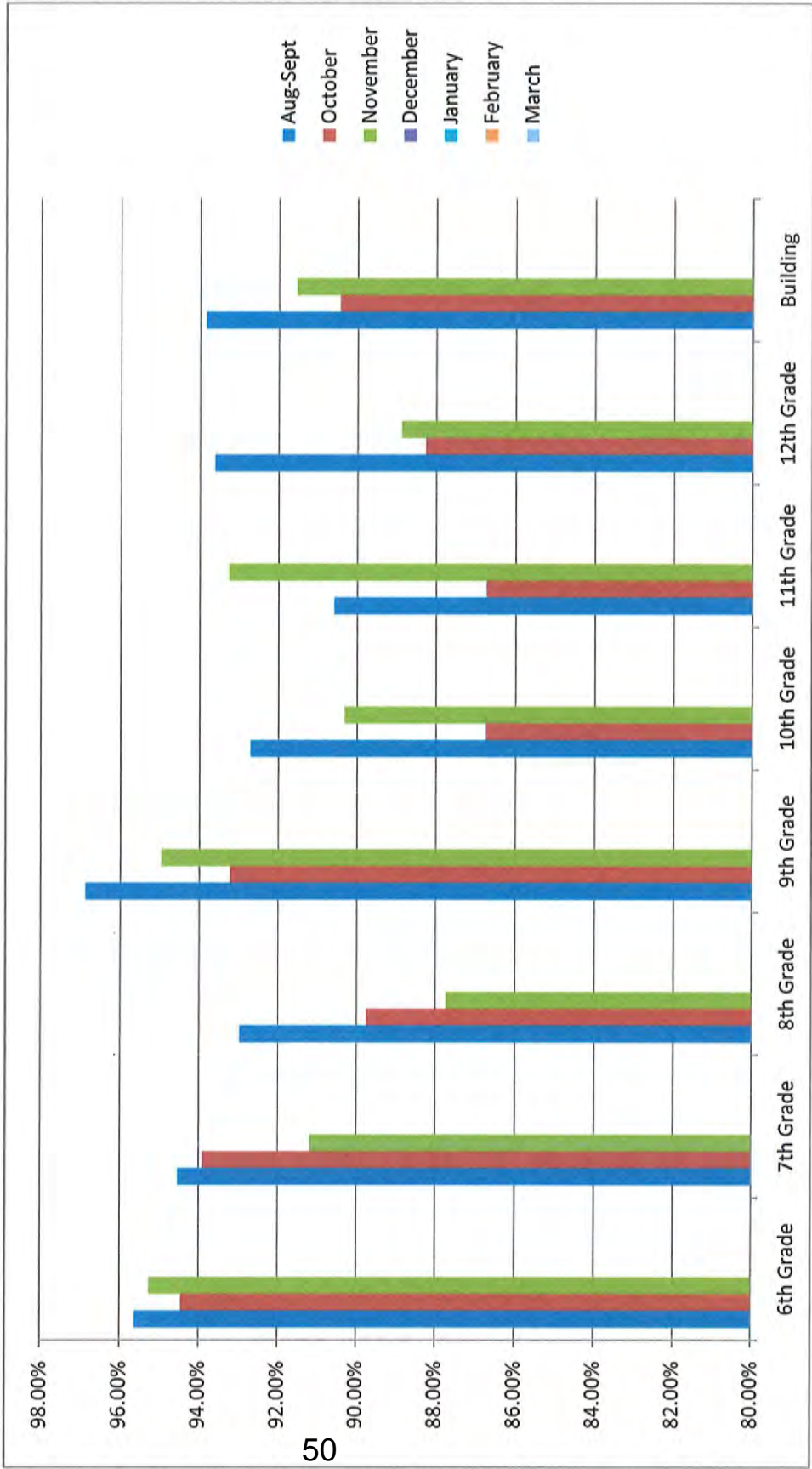
1. Middle School Attendance Report
2. High School Attendance Report
3. Lesson Plan Check
4. Friday PD Agendas
5. Good of the order documents

### Upcoming Events at Lapwai Middle/High School:

Nov 1-2	Fall Parent-Teacher Conferences
Nov 21-24	Thanksgiving break
December 10 <sup>th</sup>	Christmas Dollar Store event 4-8PM
December 11 <sup>th</sup>	LMS-LHS Leadership Team Meeting
December 12 <sup>th</sup>	LMS-LHS Assembly with citizenship awards
Dec 17-Jan 2	Winter Break
Jan 14-17	Dead week before the end of the first semester/second quarter
Jan 18	Grading day, no school
Jan 21	President's Day, no school
Feb 5 <sup>th</sup>	ISAT Roadshow, CDA, ID training for Dr. Penney and Mrs. Brown
Feb 15 <sup>th</sup>	STAR winter benchmark closes, data analysis
March 22 <sup>nd</sup>	End of 3 <sup>rd</sup> quarter
March 25-29 <sup>th</sup>	Spring Break
April 4-5	Spring PTC's



*"Together, we ensure all students will reach their full potential."*



12/11/18

13:55

LAPWAI MIDDLE/HIGH SCHOOL  
**Attendance Totals (ADA)**

0583-1819

Page 9

\*\*\*\*\*  
 \*\*\*\* School Totals \*\*\*\*  
 \*\*\*\*\*

Grade	Students Enrolled (1 day or more)			Days Attended (*)			ADA (**)		
	Male	Female	Total	Male	Female	Total	Male	Female	Total
06	17	22	39	268.00	363.50	631.50	15.76	21.38	37.15
			Absences:	21.00	10.50	31.50			
			Possible:	289.00	374.00	663.00			
				(92.73%)	(97.19%)	(95.25%)			
07	23	29	52	368.50	437.50	806.00	21.68	25.74	47.41
			Absences:	22.50	55.50	78.00			
			Possible:	391.00	493.00	884.00			
				(94.25%)	(88.74%)	(91.18%)			
08	24	18	42	351.50	263.50	615.00	20.68	15.50	36.18
			Absences:	43.50	42.50	86.00			
			Possible:	395.00	306.00	701.00			
				(88.99%)	(86.11%)	(87.73%)			
09	23	15	38	378.00	235.50	613.50	22.24	13.85	36.09
			Absences:	13.00	19.50	32.50			
			Possible:	391.00	255.00	646.00			
				(96.68%)	(92.35%)	(94.97%)			
10	19	12	31	293.00	183.00	476.00	17.24	10.76	28.00
			Absences:	30.00	21.00	51.00			
			Possible:	323.00	204.00	527.00			
				(90.71%)	(89.71%)	(90.32%)			
11	14	10	24	223.50	157.00	380.50	13.15	9.24	22.38
			Absences:	14.50	13.00	27.50			
			Possible:	238.00	170.00	408.00			
				(93.91%)	(92.35%)	(93.26%)			
12	17	20	37	256.50	302.50	559.00	15.09	17.79	32.88
			Absences:	32.50	37.50	70.00			
			Possible:	289.00	340.00	629.00			
				(88.75%)	(88.97%)	(88.87%)			
Total	137	126	263	2139.00	1942.50	4081.50	125.84	114.26	240.09
			Absences:	177.00	199.50	376.50			
			Possible:	2316.00	2142.00	4458.00			
				(92.36%)	(90.69%)	(91.55%)			

12/11/18

14:13

LAPWAI MIDDLE/HIGH SCHOOL  
**Attendance Totals (ADA)**

0583-1819

Page 9

\*\*\*\*\*  
 \*\*\*\* School Totals \*\*\*\*  
 \*\*\*\*\*

Grade	Students Enrolled (1 day or more)			Days Attended (*)			ADA (**)		
	Male	Female	Total	Male	Female	Total	Male	Female	Total
06	17	22	39	352.50	458.00	810.50	16.02	20.82	36.84
			Absences:	21.50	26.00	47.50			
			Possible:	374.00	484.00	858.00			
				(94.25%)	(94.63%)	(94.46%)			
07	23	29	52	476.00	595.50	1071.50	21.64	27.07	48.70
			Absences:	27.00	42.50	69.50			
			Possible:	503.00	638.00	1141.00			
				(94.63%)	(93.34%)	(93.91%)			
08	23	18	41	452.50	357.00	809.50	20.57	16.23	36.80
			Absences:	53.50	39.00	92.50			
			Possible:	506.00	396.00	902.00			
				(89.43%)	(90.15%)	(89.75%)			
09	24	15	39	498.00	301.00	799.00	22.64	13.68	36.32
			Absences:	28.00	29.00	57.00			
			Possible:	526.00	330.00	856.00			
				(94.68%)	(91.21%)	(93.34%)			
10	18	12	30	341.00	232.00	573.00	15.50	10.55	26.05
			Absences:	55.00	32.00	87.00			
			Possible:	396.00	264.00	660.00			
				(86.11%)	(87.88%)	(86.82%)			
11	14	10	24	270.00	193.00	463.00	12.27	8.77	21.05
			Absences:	27.00	27.00	54.00			
			Possible:	297.00	220.00	517.00			
				(90.91%)	(87.73%)	(89.56%)			
12	17	20	37	334.50	390.00	724.50	15.20	17.73	32.93
			Absences:	39.50	50.00	89.50			
			Possible:	374.00	440.00	814.00			
				(89.44%)	(88.64%)	(89.00%)			
<b>Total</b>	<b>136</b>	<b>126</b>	<b>262</b>	<b>2724.50</b>	<b>2526.50</b>	<b>5251.00</b>	<b>123.84</b>	<b>114.85</b>	<b>238.69</b>
			Absences:	251.50	245.50	497.00			
			Possible:	2976.00	2772.00	5748.00			
				(91.55%)	(91.14%)	(91.35%)			



# LMS-LHS PARENT/GUARDIAN MONTHLY COMMUNICATIONS 2018-19

Staff Member	Aug	Sept	Nov	Dec	Jan	Feb	Mar	May	June
Sheryl Bentz		372	213						
Devin Boyer		62	85						
Brad Carpenter		35							
Iris Chimburas	220	200							
Tami Church	37	88	90						
Jake Genthos		81	200						
Veronica Hamilton	44	28	220						
Verna Johnson	10	39	42						
Georgie Kerby	36	195	290						
Stacey Kinnick	84	143	260						
Josh Leighton		93	76						
Sam Maynes			17						
Ena Raml		70	241						
Emma Shaffer	7	16	34						
Sheila Scott	53	94	105						
Georgia Sobotta		114	90						
Thomas Tucker	56	117	16						
Mary Lynn Walker	20	52	85						
August-September students get a syllabus ----Danielson Domain 4C: Communicating with Families									



# LMS-LHS Lesson Plans for 2018-19 (planbook.com)

Staff Member	9/4	9/10	9/17	9/24	10/1	10/8	11/20	11/27	12/4	12/11	1/2	1/8	1/16	1/22	1/29
Sheryl Bentz	X	X	X	X	X	X	X	X	X	X					
Devin Boyer	X	X	X	X	X	X	X	X	X	X					
Brad Carpenter	X	X	X	X	X	X	X	X	X	X					
Iris Chimburas	X	X	X	X	X	X	X	X	X	X					
Tami Church	X	X	X	X	X	X	X	X	X	X					
Jake Genthos	X	X	X	X	X	X	X	X	X	X					
Veronica Hamilton	X	X	X	X	X	X	X	X	X	X					
Verna Johnson	X	X	X	X	X	X	X	X	X	X					
Georgie Kerby	X	X	X	X	X	X	X	X	X	X					
Stacey Kinnick	X	X	X	X	X	X	X	X	X	X					
Josh Leighton	X	X	X	X	X	X	X	X	X	X					
Ena Raml	X	X	X	X	X	X	X	X	X	X					
Emma Shaffer	X	X	X	X	X	X	X	X	X	X					
Sheila Scott	X	X	X	X	X	X	X	X	X	X					
Georgia Sobotta	X	X	X	X	X	X	X	X	X	X					
Thomas Tucker	X	X	X	X	X	X	X	X	X	X					
Mary Lynn Walker	X	X	X	X	X	X	X	X	X	X					

Together, we ensure all students will reach their full potential.



# LMS-LHS PARENT/GUARDIAN MONTHLY COMMUNICATIONS 2018-19

Staff Member	Aug	Sept	Nov	Dec	Jan	Feb	Mar	May	June
Sheryl Bentz		372	213						
Devin Boyer		62	85						
Brad Carpenter		35							
Iris Chimburas	220	200	220						
Tami Church	37	88	90						
Jake Genthos		81	200						
Veronica Hamilton	44	28	220						
Verna Johnson	10	39	42						
Georgie Kerby	36	195	290						
Stacey Kinnick	84	143	260						
Josh Leighton		93	76						
Sam Maynes			17						
Ena Raiml		70	241						
Emma Shaffer	7	16	34						
Sheila Scott	53	94	105						
Georgia Sobotta		114	90						
Thomas Tucker	56	117	16						
Mary Lynn Walker	20	52	85						
August-September students get a syllabus ----Danielson Domain 4C: Communicating with Families									

# LEADERSHIP TEAM December 11, 2018, 3:45-7:00 PM

January LT meeting is: \_\_\_\_\_, 3:45-7:00

I have been impressed with the urgency of doing. Knowing is not enough; we must apply. Being willing is not enough; we must do.

LEONARDO DA VINCI

Scientist, Artist, Astronomer and Mathematician

## AGENDA SIGN IN:

MEMBER	SIGN IN	TIME
David Aiken		
D'Lisa Penney		
David Kronemann		
Josh Nellesen		
Georgie Kerby		
Sam Maynes		
Lori Ravet		
Stacey Kinnick		
Sheila Scott		
Other:		

### LOG IN INFORMATION TO REMEMBER: (Right click mouse to open hyperlink)

Tyler SIS: <https://sdm.sisk12.com/IDLW/SISK12.aspx>

SWIP Tool: <http://apps.sde.idaho.gov/SWIP/Home/Home>

STAR (Renaissance Learning) LOG IN---

1) Go to <https://hosted243.renlearn.com/370290/>

2) Login is your FIRST INITIAL, LAST NAME

3) PASSWORD (If you don't remember, you need to ask Vickie to reset it.)

Milepost website: <https://www.silverbacklearning.net/>

Idaho AIR portal for ISAT/TIDE: <http://idaho.portal.airast.org/>

ReadLIVE (middle-high): <https://readlive.readnaturally.com/00025439>

SWIS: <https://www.pbisapps.org/Pages/Default.aspx>

Pearson Curriculum Link for ELA and MATH access to digital materials: [www.pearsonsuccessnet.com](http://www.pearsonsuccessnet.com)

PLANBOOK LESSON PLANS: <https://www.planbook.com/>

Idaho Digital Library: <https://www.smarterbalancedlibrary.org/>

7 Characteristics of High Performing Team Norms	LT NORMS
1. Maintain a clear focus.	1. Attend faithfully (3:50 to end)

<ol style="list-style-type: none"> <li>2. Embrace a spirit of inquiry.</li> <li>3. Put data at the center.</li> <li>4. Honor commitments to learners and learning.</li> <li>5. Cultivate relational trust.</li> <li>6. Seek equity.</li> <li>7. Assume collective responsibility.</li> </ol>	<ol style="list-style-type: none"> <li>2. <b>Start ON TIME at 3:50</b></li> <li>3. <b>Stay focused and paced</b></li> <li>4. <b>Set and monitor goals</b></li> <li>5. <b>Leave other business outside the door</b></li> </ol>
--	---

## AGENDA:

### 1) 3:45-4:00 (ENTRY TASK-CARD & Setting up)

- Sign in, grab coffee/snack, hook up electronics if you've got them
- Fill out a note on your LT-mates holiday card
- Grab materials
- Be ready for PLC reports, SMART goal progress, action plans

### 2) 4:00-4:50 (ten minutes each and discussion/questions) Review of SMART GOALS, PLC reports of progress

PLC and GOAL	Notes and Feedback
<p><b><u>ELA ISAT GOALS 6<sup>th</sup>, 7<sup>th</sup>, 8<sup>th</sup>, and 10<sup>th</sup></u></b></p> <p>The 6th, 7th, 8th, and 10th grades will grow an average of at least 15 scale points on the ISAT as compared to each of those classes' 2017-2018 ISAT average scale score as reported on the 2018-2019 ISAT.</p> <p><b><u>ELA-READING STAR GOAL</u></b></p> <p>In grades 6th - 12th, 50% of students will grow at least 40 Student Growth Percentile (SGP) points or score above the 50th percentile on the NCE (Normal Curve Equivalent, aka the national average) on the STAR Spring benchmark test.</p>	
<p><b><u>MATH ISAT GOALS 6<sup>th</sup>, 7<sup>th</sup>, 8<sup>th</sup>, and 10<sup>th</sup></u></b></p> <p>The 6th, 7th, 8th, 9th and 10th grades will grow at average of at least 15 average scale points on the ISAT as compared to each of those classes' 2017-2018 ISAT average scale score as reported on the 2018-2019 ISAT.</p> <p><b><u>MATH STAR GOAL</u></b></p> <p>In grades 6th - 11th, 60% of students will grow at least 40 Student Growth Percentile (SGP) points or score above the 50th percentile on the NCE (Normal Curve Equivalent, aka the national average) on the STAR Spring benchmark test.</p>	
<p><b><u>PBIS GOAL</u></b></p> <p>By April 2019 Lapwai Middle/High School will reduce the overall referrals from 1069 (2017-2018) to 962 or 10% for the 2018-2019 school year. By January 2019, Lapwai Middle/High School will reduce overall referrals by 10% or 54 referrals, of half (535) of the total number of referrals for the year.</p>	
<p><b><u>COLLEGE AND CAREER READINESS GOAL</u></b></p> <p>80% of all seniors will be prepared for their future success by meeting 3 of the following 6 indicators by May 2019. Students will have:</p> <ul style="list-style-type: none"> <li>• Completed at least 1 dual credit class</li> <li>• Completed at least 1 technical competency credit (TCC)</li> <li>• Complete a capstone course as a proxy for TCC</li> </ul>	

<ul style="list-style-type: none"> <li>• Participated in an internship</li> <li>• Participate in a job shadow</li> <li>• College Entrance Exam</li> </ul>	
---	--

**3) 4:50-4:55 STAR WINTER BENCHMARK:**

- All classrooms tested by February 1<sup>st</sup>, Genny Brown catches students up until February 15<sup>th</sup>.
- SPRING STAR BENCHMARKS: When? Please see ISAT window. If a teacher wants to schedule STAR in their classrooms during the ISAT window, it is possible. This would shorten the amount of time we are in testing mode.

**4) 4:55-5:10 ISAT TESTING SCHEDULE: (See Calendar Template)**

- ISAT interim testing window Start: August 09, 2018 - End: March 13, 2019
- ISAT Summative Testing Window: Summative Online Test Window for: ISAT (ELA, Math, Science) and Grade 3-8 Alternate Assessments (ELA & Math) March 18<sup>th</sup> to May 17<sup>th</sup>.
- Training: Genny Brown and D'Lisa will go to the ISAT Roadshow in CDA, ID on February 5<sup>th</sup>, a Tuesday.
- Request from math teacher to give each student a copy of their ISAT 2018 data. (Binder in vault)
- Other

**5) 5:00-5:30 Review daily schedule (ADVISORY-HOMEROOM), planning resources to present to staff  
Feedback of Homeroom (August to December)**

- \_\_\_\_\_
- \_\_\_\_\_
- \_\_\_\_\_
- \_\_\_\_\_

-GOALS: Besides improving attendance, our goals during homeroom are \_\_\_\_\_  
 \_\_\_\_\_  
 \_\_\_\_\_

-Teacher daily expectations:  
 \_\_\_\_\_  
 \_\_\_\_\_  
 \_\_\_\_\_  
 \_\_\_\_\_  
 \_\_\_\_\_  
 \_\_\_\_\_

-Student activities leading up to Spring PTC portfolios (April 4-5<sup>th</sup>)  
 \_\_\_\_\_  
 \_\_\_\_\_  
 \_\_\_\_\_  
 \_\_\_\_\_  
 \_\_\_\_\_

**6) 5:30-6:00 STUDENT SAFETY DISCUSSION**

- a) Mandatory reporting and documentation
- b) Code of conduct, procedures, protocols
- c) Urgency-proximity
- d) Steps taken to increase supervision (during class, hallways, after school)
- e) Other concerns:

7) 6:00-6:30 Common Formative Assessment Development, Implementation, Analysis "PACING"  
8)

9) LT Binder as a resource to prepare for PLC work

- Review LT binder of resources
  - Critical issues for team consideration
  - TEAM Self-Assessment
  - Seven norms of collaborative work
  - Protocol: a three-legged stool (relationship, process, and task)
  - Lemons to Lemonade: NORMS and dismantling bad habits (tardies, fixed mindset, etc)
  - LEARNING GUIDES with protocols and strategies
  - 9 Characteristics of high performing teams
  - WISE WAYS indicator goals
  - ACTION PLAN MATERIALS
  - DATA ANALYSIS MATERIALS
  - ASSESSMENT MATERIALS
  - Chapters from LEARNING BY DOING, PLC WORK by Richard DuFour
- Get your agendas ready for PLC work and bring draft to Friday's PD with Solution Tree

10) 6:30-7:00 PLC ACTION PLAN WORK BEGIN WITH THE END IN MIND (ISAT WINDOW)

12 Weeks		
1-2		Short week
1-9		
1-16		Short week, Grading day week
1-23		Short week
1-30		
2-6		
2-13		
2-20		
2-27		
3-6		
3-13		
3-20		Short week (ISAT WINDOW OPENS) Grading day week
SPRING BREAK		NO SCHOOL

4 A's Protocol (For data analysis and analyzing goals)

PLC's review the 4A's Protocol:

The 4 A's Protocol for setting and analyzing goals	
ASK questions to focus inquiry	Inquiry process begins with & is focused with good questions. "What do we want to know, what is the practical importance." Good questions helps group stay grounded & reach data-driven decisions quickly and efficiently. Questions must be significant, open-ended, connected to decision, straight-forward.
ACQUIRE data and evidence	Data/Evidence inventory to gain a sense of what is available. Narrow and specifically related to answering your inquiry questions. Outcome/Demographic/Program/Perception.
ANALYZE and	Team makes observations about the data. <u>Analyze</u> . Make statements that are: SURF S- specific, link to data. U- Understandable, makes sense to others R- related, tie data to the question that drives inquiry F- factual, reflect accurate

interpret	reading of data. <u>Interpret</u> Use professional judgement and experience to make sense of the data.
ARRIVE at a decision	Context-specific, based on original purpose for engaging in data evidence. Decision can vary depending on stage of process. <ul style="list-style-type: none"> <li>● Goal improvement</li> <li>● Necessary conditions to support implementation</li> <li>● Adjustments</li> <li>● Sustainability, direction for next steps</li> </ul>

## ACTION PLAN-SMART GOAL WORK

*Specific – Does the goal specifically state the area targeted for improvement?*

*Measurable – Does the goal specifically state how growth will be measured?*

*Attainable – Is the goal realistic?*

*Relevant – Is the goal relevant to your professional practice?*

*Timely – Does the goal specifically state a timeline for when it will be achieved?*

### **ROLES FOR PLC'S (Distributive Leadership Model)**

#### **Facilitator**

##### **Responsibilities**

- Reviews agenda at the start of the meeting and determines timing of each item.
- Keeps the meeting on topic and focused on the agenda by opening and closing discussions
- Foster discussion by managing participation by all members
- Resolve conflicts
- Clarify and summarize information being presented throughout the meeting.
- Reviews agenda for next meeting.

##### **Sample Language**

- Our agenda for this meeting is...
- How much time should we devote to each item? \_\_\_\_\_
- Next we will...
- I want to be sure we hear from everyone. \_\_\_\_\_ I'm wondering what your thoughts are about \_\_\_\_\_
- I want to be sure we understand your comment. Could you tell us more about your thinking?
- I'm going to direct us back to the agenda so we can finish on time.
- Should we talk more about that at the next meeting?
- The agenda items for next meeting will be....

#### **Recorder/Minutes Taker**

##### **Responsibilities**

- Takes minutes of meeting, includes agenda items for the following meeting.
- Keeps accurate record of persons responsible for each of the actionable items and timelines.
- Clarifies with the group as to what goes in the minutes.
- Distributes digital copies of notes to all team members within two days.

##### **Sample Language**

- I heard you discuss \_\_\_\_\_. Let me know if I've missed something.
- I want to be sure I capture the correct information. I've documented that we agree to \_\_\_\_\_. Is that correct?
- How would you like me to record that in the minutes?
- Should this be included in the minutes?
- I'll send you a copy of the minutes by \_\_\_\_\_.

#### **Time Keeper**

##### **Responsibilities**

- Ensures meeting times are respected.
- Helps team stay focused on the task.
- Monitors the use of time and keep team cognizant of time allotments at various stages of the meeting.
- Helps facilitator keep team moving along.
- Gives a 3-5 minute signal for wrap-up

<b>Sample Language</b>
<ul style="list-style-type: none"> <li>• Our meeting will begin in _____ minutes.</li> <li>• We only have five minutes left. Let's try and wrap this up.</li> <li>• Unfortunately that topic isn't on our agenda. Could you place that topic on the parking lot and we can come back to it later?</li> <li>• We allotted ____ minutes to this agenda item and our time has now ended.</li> <li>• Should we continue on this topic and skip one of our other items?</li> </ul>
<b>Process Checker</b>
<b>Responsibilities</b>
<ul style="list-style-type: none"> <li>• Reminds the team or prompts team to review norms/roles at the start of the meeting</li> <li>• Keeps track of how well the team is keeping the norms or prompts team to do so.</li> <li>• Gives objective feedback on how well the norms were kept at the end of the meeting or prompts team to self evaluate.</li> </ul>
<b>Sample Tasks</b>
<ul style="list-style-type: none"> <li>• Rate your self on how you did keeping the norms?</li> <li>• "I notice we were interrupting each other a bit today"</li> <li>• "Everyone contributed to the conversation."</li> <li>• "We used a decision protocol to get unstuck. "</li> </ul>
<b>Engaged Participant</b>
<b>Responsibilities</b>
<ul style="list-style-type: none"> <li>• Uses effective communication skills: listening, pausing, paraphrasing, putting ideas on the table.</li> <li>• Invites others to speak.</li> <li>• Inquires about the ideas of others.</li> <li>• Monitors their own participation (Rule of 3)</li> <li>• Monitors own &amp; other's adherence to meeting standards.</li> <li>• Sets and tests working agreements.</li> <li>• Clarifies decision-making process and levels of authority.</li> <li>• Tests consensus.</li> <li>• Listens with an open mind (not autobiographical or solution focused).</li> <li>• Is conscious of assumptions and knows how those interfere with open listening.</li> </ul>
<b>Sample Tasks/ Language</b>
<ul style="list-style-type: none"> <li>• "John, you've had some experience with this, what are your thoughts?"</li> <li>• "I'm wondering if anyone else has an idea we haven't heard yet."</li> <li>• "Building on what Mary was saying, I'd like to add this..."</li> <li>• "It sounds like we have reached a decision on this."</li> </ul>
<b>Role Authority</b>
<b>Responsibilities</b>
<ul style="list-style-type: none"> <li>• Coordinates agenda and distributes prior to the meeting.</li> <li>• Develops group-member leadership.</li> <li>• Coordinates activities of sub-committees.</li> <li>• Sees that meeting follow-through will occur.</li> <li>• Provides for decisions or direction when role authority is required.</li> </ul>
<b>Sample Language</b>
<ul style="list-style-type: none"> <li>• "Let's hear back from both sub- committees at the next meeting."</li> <li>• We are not able to implement that activity, based on another priority already scheduled."</li> </ul>

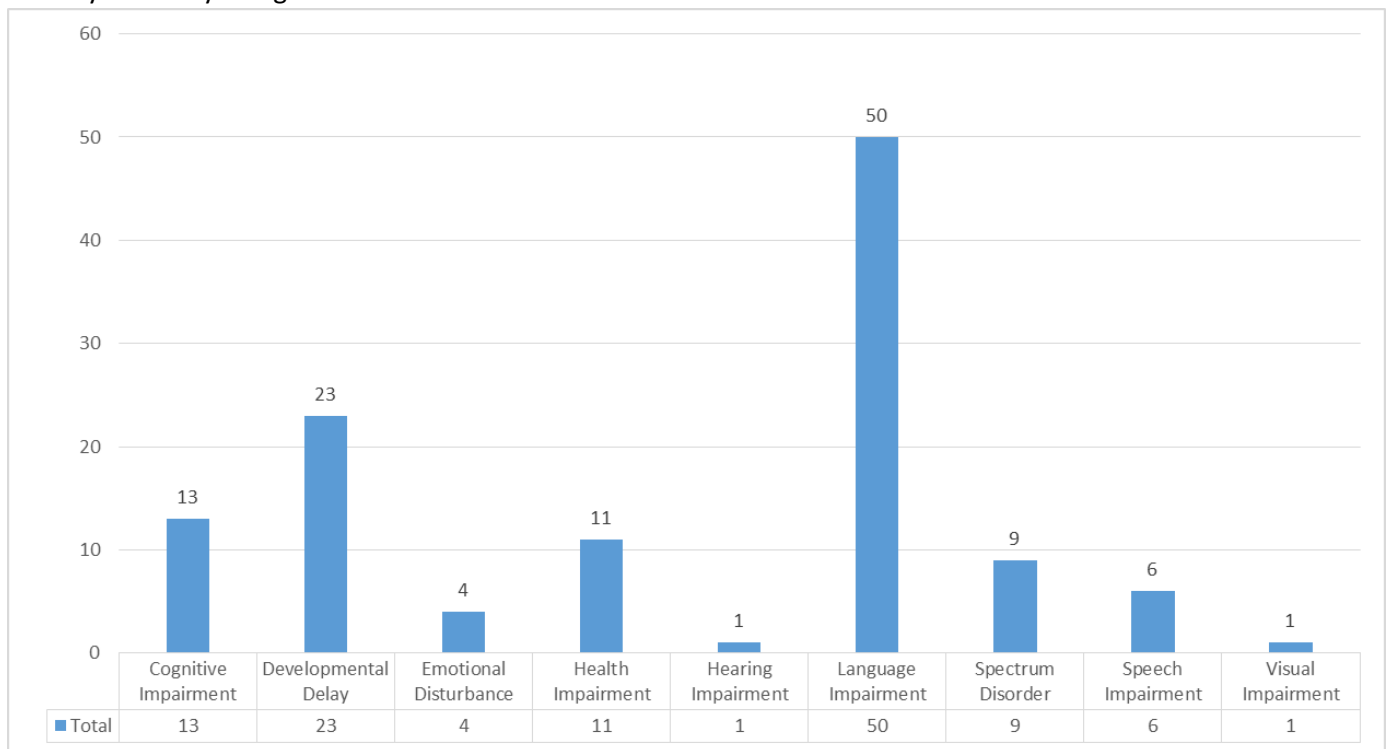


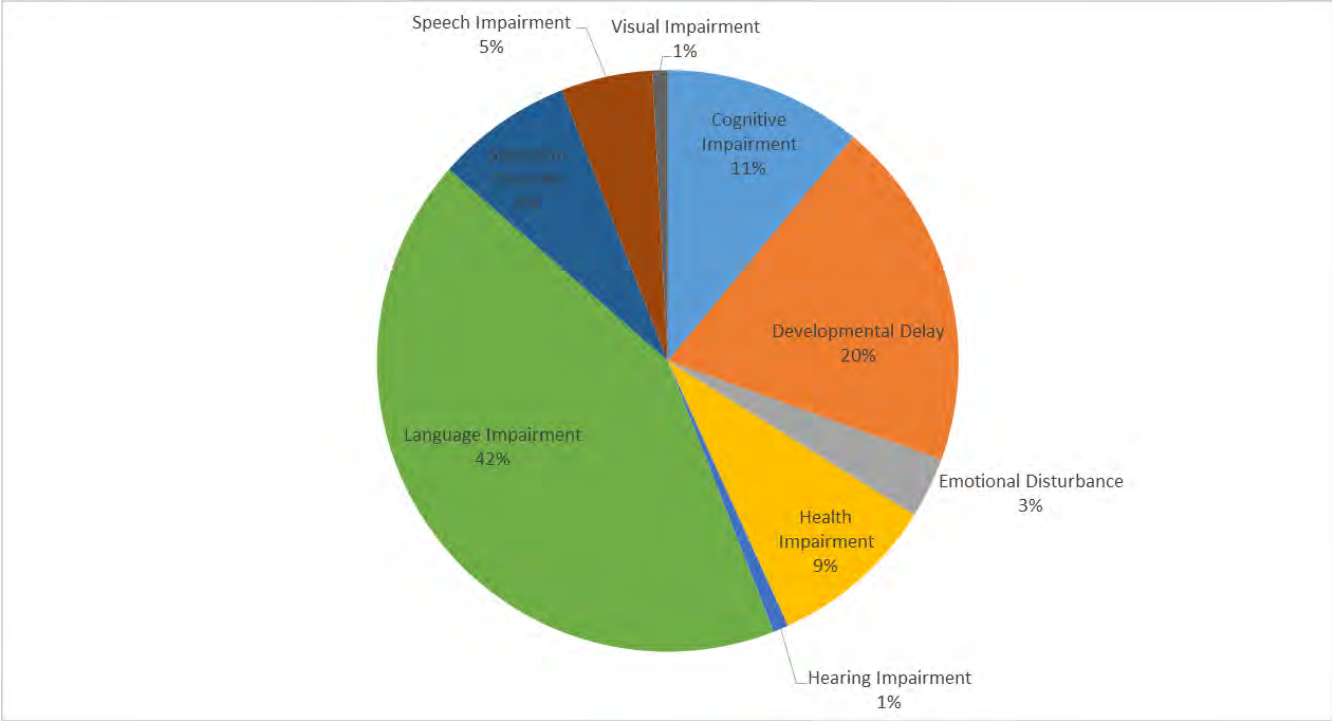
# LAPWAI SCHOOL DISTRICT

## Special Forces Team

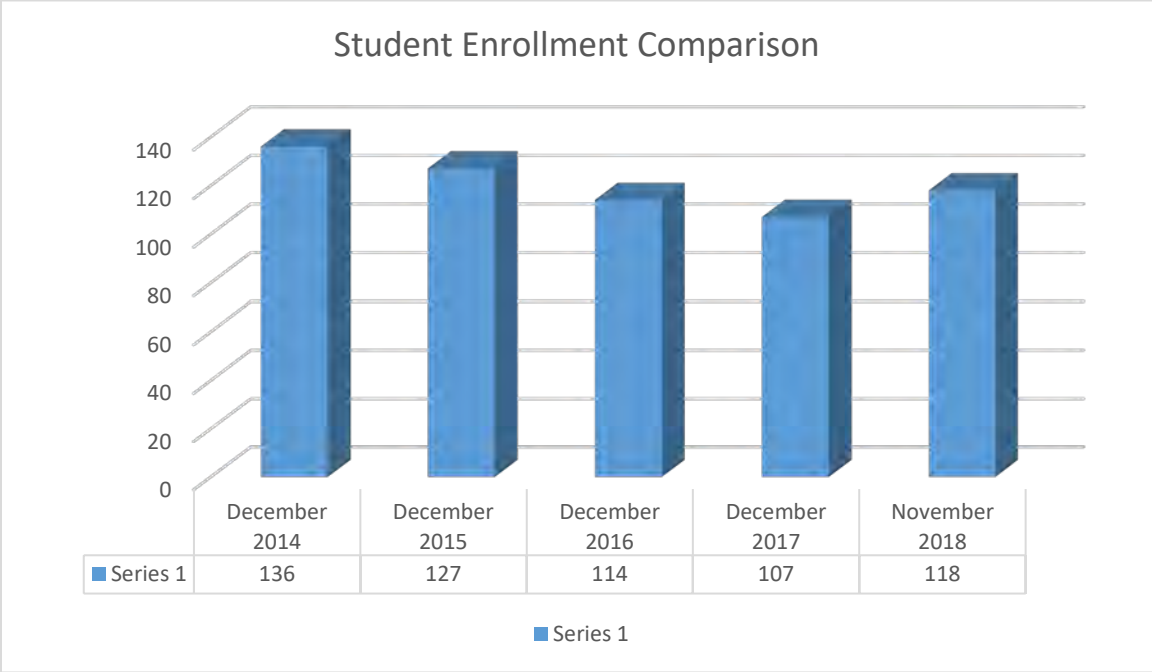
Board Back-Up  
December 2018

As of December 12, 2018, the Lapwai Special Education Program serves 118 students in the following Primary Disability categories:

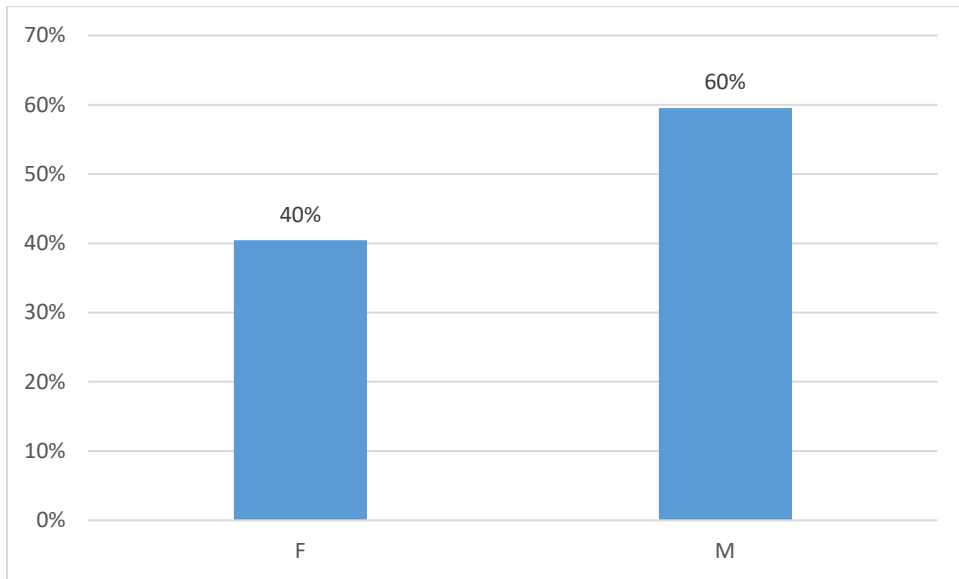




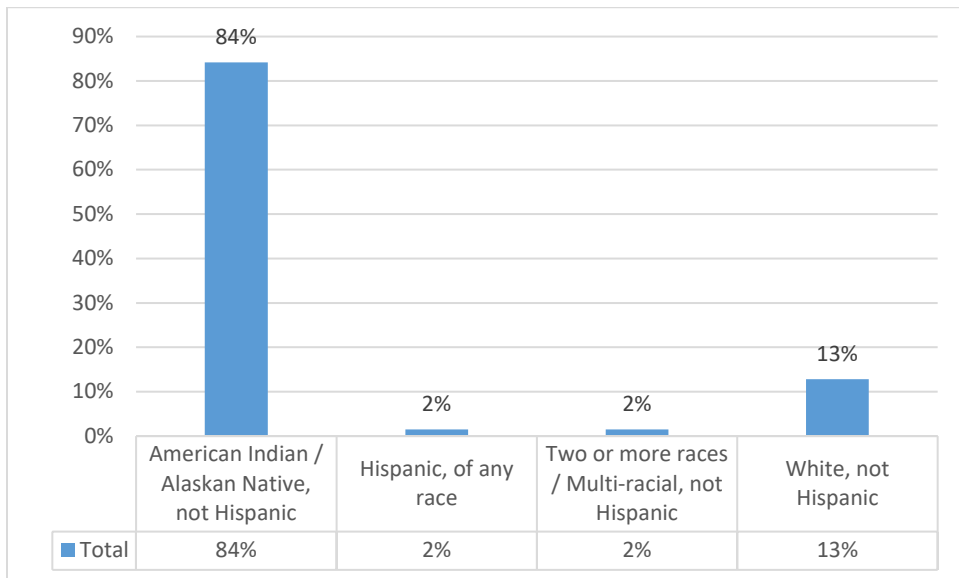
### Student Enrollment Comparison



## Students Served by Gender



## Students Served by Ethnicity





## **SPECIAL FORCES CREED**

**We are Lapwai Special Forces. We are Educators and are members of a team. We serve the children and families of the Lapwai community and the sovereign nation of the Nez Perce Tribe. We will always place the mission of educating, nurturing, and guiding our students first. We will never accept defeat. We will never quit. We will never leave a student behind. We are disciplined, trained and proficient in our educational tasks and responsibilities. We are experts and we are professionals. We stand ready to defend, engage, and advocate for the students served by our Special Forces Team. We are guardians of their educational rights and their future. We are proud members of our Educational Special Forces.**

## Athletic Report

### **Football:**

- 2019 Schedule is Done
- Includes Deary, Kendrick, and Lakeside
- Wallace is no longer in the league
- Homecoming Sept 20<sup>th</sup> vs CV

### **Cheer:**

- Nothing new to report

### **Volleyball:**

- Nothing new to report
- Schedule will be done after Christmas

### **Basketball:**

- Going well
- Tournament went really well. Few things to iron out for next year.
- Starting to look for teams now.

### **Baseball and Softball:**

- Schedules will hopefully be done soon.

### **News from the State:**

- Nothing new to report

### **Golf:**

- Decision?

SUPERINTENDENT  
Board Report  
December 2018



# Together, we ensure all students will reach their full potential.

## Contents

2018-2019 Superintendent's Cabinet Updates.....pgs. 1-2  
Set Luncheon Date with School Board

Webb Road Improvements Letter of Support.....pg. 3

Idaho State Superintendent of Public Instruction Letters.....pgs. 4-6

Elementary School Improvement Grant.....pg. 7

Student Resource Officer Support.....pg. 8

Idaho School Boards Association Model Gang and Gang Activity Policy  
.....pgs. 9-10

Emergency Management Procedure Revision: Copies Distributed at Meeting

*Together, we ensure all students will reach their full potential.*

*kíiye pecepelíhniku' wapáyat'as mamáy'asna hipewc'éeyu' cúukwenin'.*

*We will all work to help the children become knowledgeable.*



## LAPWAI SCHOOL DISTRICT #341

404 S. Main  
Lapwai, Idaho 83540  
(208) 843-2622

1

Wednesday, November 28, 2018

### 2018-2019 SUPERINTENDENT'S STUDENT CABINET

Students and Parents:

Our second quarter meeting is scheduled tomorrow, Thursday, November 28<sup>th</sup> from 9:00 a.m. to 9:30 a.m. Transportation will be provided for elementary students to the district office for the meeting.

I regularly present to the Circle of Elders as well. The elders are very proud of the Student Cabinet and their leadership. They have requested the students attend their December meeting with me. The meeting is scheduled Friday, December 7<sup>th</sup>. We are first on their agenda at 9:00 a.m. Our visit should be brief and we will quickly return the students back to school.

I am incredibly proud of the students on the Cabinet. They arrived to our first meeting ready to go and provided outstanding input. Please do not hesitate to contact me if you have any questions at the telephone number below.

Sincerely,

Dr. David M. Aiken  
Superintendent, Federal Programs Director  
Lapwai School District # 341  
208-843-2622 ext. 202  
daiken@lapwai.org

*Together, we ensure all students will reach their full potential.*



# 2018-2019 Superintendent's Cabinet Meeting with Circle of Elders



Friday, December 7, 2018

Nez Perce Education Standard:  
Community Orientation



**LAPWAI SCHOOL DISTRICT #341**

404 S. Main  
Lapwai, Idaho 83540  
(208) 843-2622

Monday, November 12, 2018

Mark Ridinger  
Director of Highways  
Nez Perce County Road and Bridge Development  
0105 33<sup>rd</sup> Street  
Lewiston, ID 83501

Dear Mr. Ridinger:

The Lapwai School District continues to offer their full support of grant applications for improvements to Webb Road between Tammany Creek Road and US Highway 95. This road is utilized daily by our school bus routes, students, patrons, and staff. Thank you for time and attention to improvements for safety.

We look forward to further enhancements and completion of additional phases. I would like to thank Nez Perce County for their urgency and recognition of the needs in this area. Please do not hesitate to contact me if I may provide additional information. Thank you for providing this grant request with the utmost time and attention.

Most Sincerely,

Dr. David M. Aiken  
Superintendent, Federal Programs Director  
Lapwai School District # 341  
(208) 843-2622 ext. 202  
daiken@lapwai.org

*Together, we ensure all students will reach their full potential.*



November 15, 2018

David Aiken, Superintendent  
Lapwai School District #341  
404 South Main Street  
Lapwai, ID 83540

As State Superintendent, I want to personally thank you for providing the opportunity for Iris Chimburas to serve on the Professional Standards Commission. Through these difficult financial times and with increased state and national accountability, it is particularly commendable that you recognized the importance of the Professional Standards Commission and the role it plays to help our staff and students progress through a wide-reaching and diverse world.

With this increased accountability and along with the rapid changes occurring in the educational profession, it is vital that dedicated educators in Idaho are involved in dealing with critical topics that may arise. As you know, the Commission makes recommendations to the State Board of Education and renders decisions that provide Idaho with competent, qualified, and ethical educators dedicated to rigorous standards, which in turn helps to foster the best learning environment for our students.

Terms of service on the Commission extend for three years, and some Commission members serve two consecutive terms. The Commission will meet five times during the 2018-2019 school year (September 20-21; November 15-16; January 24-25; April 4-5; and June 20-21) and each meeting is two days in length. Commission members are expected to attend both days of each meeting.

Idaho Code provides for only 5 days of released time for certificated employees in a district to serve on state committees; other days must be provided at the discretion of the district. We ask for your support in providing the additional district-approved release time for Iris to fulfill her responsibilities on the Commission.



**IDAHO**  
STATE DEPARTMENT OF EDUCATION

**SHERRI YBARRA, ED.S.**  
SUPERINTENDENT OF PUBLIC INSTRUCTION

5

650 W. STATE STREET, 2ND FLOOR  
BOISE, IDAHO 83702  
(208) 332-6800 OFFICE  
[WWW.SDE.IDAHO.GOV](http://WWW.SDE.IDAHO.GOV)

The Professional Standards Commission and I offer our debt of gratitude for your patience and understanding.

Sincerely,

A handwritten signature in blue ink that reads "Sherri Ybarra".

Sherri Ybarra  
Superintendent of public Instruction



November 21, 2018

Superintendent David Aiken  
Lapwai School District  
404 South Main Street  
Lapwai, ID 83540

Dear Superintendent Aiken:

Four years ago, as I started my first term as Superintendent of Public Instruction, I established the Superintendent's Cabinet to help increase the role of stakeholders in shaping education policy. The cabinet's collaborative work and engagement during the term far exceeded my high expectations. This is wholly due to the level of commitment shared by you and other cabinet members.

Now, moving into a new term of office, it's important the Idaho State Department of Education, and ultimately our school kids, continue to benefit from the sage advice offered by the cabinet. To meet this need we're convening the cabinet for a new four-year term.

Your service on the Superintendent's Cabinet over the past years has been exemplarily and I'm personally grateful for your work.

The next four-year term of Superintendent's Cabinet commences on January 1, 2019. Should you wish to be considered for another term, please contact Portia Flynn in my office by calling (208) 332-6815 or via email to [pflynn@sde.idaho.gov](mailto:pflynn@sde.idaho.gov).

I'm honored to have worked with you. On behalf of the State of Idaho, educators and our school kids, thank you for your service on the Superintendent's Cabinet.

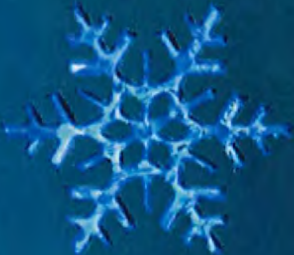
Sincerely,

Sherri A. Ybarra, Ed.S.

Superintendent of Public Instruction

# Idaho State Department of Education Lapwai Elementary School Improvement Grant

This is the 5<sup>th</sup> and final year Lapwai Elementary has benefited from a School Improvement Grant from the Idaho State Department of Education. This support has led to encouraging growth in student achievement. The grant for this school year has reduced second grade class size, provided reading intervention, and ensured para-educators are included in professional development.



Superintendent's Weekly Update: Friday, December 7, 2018

# Qe'ciyew'yew' Nez Perce Tribal Police



Officer Jared Aubertin



Nez Perce Tribal Police have resumed Student Resource Officer support. Thank you for the gift of added safety for Lapwai students.

\_\_\_\_\_ School District No. \_\_\_\_\_

## STUDENTS

3310

### Gangs and Gang Activity

The Board is committed to ensuring a safe and orderly environment, where learning and teaching may occur without physical or psychological disruptions, unlawful acts, or violations of school regulations. Gang activities create an atmosphere of intimidation in the entire school community. Both the immediate consequences of gang activity and the secondary effects are disruptive and obstructive to the process of education and school activities. Groups of individuals which meet the definition of gangs below shall be restricted from school grounds or school activities.

### Definitions

“Gang” shall refer to any group of three or more persons, whether formal or informal, that has a common name or common identifying sign or symbol, and associate together to advocate, conspire, or commit:

1. One or more criminal acts; or
2. Acts which threaten the safety or well-being of property or persons, including, but not limited to, harassment and intimidation.

It also includes gangs as defined in Idaho Code.

Students on school property or at any school-sponsored activity shall not:

1. Wear, possess, use, distribute, or sell any clothing, jewelry, emblem, badge, symbol, sign, or other items which are evidence of membership in or affiliation with any gang and/or representative of any gang;
2. Display tattoos which may be affiliated with any gang and/or representative of any gang;
3. Engage in any act, whether verbal or nonverbal, including gestures or handshakes, showing membership in or affiliation with any gang and/or that is representative of any gang; or
4. Engage in any act furthering the interest of any gang or gang activity, including, but not limited to:
  - A. Soliciting membership in or affiliation with any gang;
  - B. Soliciting any person to pay for protection or threatening another person, explicitly or implicitly, with violence or with any other illegal or prohibited act;
  - C. Painting writing, or otherwise inscribing gang-related graffiti, messages, symbols, or signs on school property; or

- D. Engaging in violence, extortion, or any other illegal act or other violation on school property.

Violations of this policy shall result in disciplinary action, up to and including suspension, expulsion, and/or notification of police.

Cross Reference: 3260 Student Dress

Legal Reference: I.C. 33-506 Organization and Government of Board of Trustees  
 I.C. 33-512 Governance of Schools  
 I.C. 18-8500 Idaho Criminal Gang Enforcement Act  
 I.C. 18-8502 Definitions  
*Stephenson v. Davenport Community Sch. Dist.*, 110 F.3d 1303 (8<sup>th</sup> Cir. 1997).  
 IDAPA 08.02.03.160 Safe Environment and Discipline

Policy History:

Adopted on:

Revised on:

# BUSINESS PROCEDURES

## Series 800

Policy Title: ~~PURCHASING POLICY~~

Public Procurement of Goods and Services

Code: 802.1

The purchasing policy of the district shall be to purchase at the best price available to the district ~~commensurate with specifications and a credible bidder. Bids will be called for any items exceeding \$15,000. The board reserves the right to reject any or all bids.~~ following the purchase order system. The District shall at all times adhere to the bidding requirements for the procurement of goods and services as set out in law. Further, the district shall purchase goods and services from vendors with a significant Idaho economic presence and to Buy American when possible.

### Public Procurement of Goods and Services Bidding

\$0 to \$10,000	Micro Purchases To the extent practicable, the District distributes micro-Purchases equitably among qualified suppliers. Micro Purchases may be awarded without soliciting competitive Quotations if the District considers the price to be Reasonable. The District maintains evidence of this Reasonableness in records of all micro purchases.	2CFR 200.320(a)
\$10,001 to \$49,999	Small Purchase Procedures Verbal Quotes obtained from vendors – three are Suggested, but if there are not that many in the area, two will suffice. If small purchase procedures are used, <b><u>verbal</u></b> price or rate quotations must be obtained from an adequate number of qualified sources. <b><u>Document all responses.</u></b>	IC 67-2803 (2) 2CFR 200.320(b)
\$50,000 to \$99,999	Semi-formal bidding: Issue written requests for bids describing goods or services desired to at least 3 vendors. Allow 3 days for written response, unless an emergency exists; 1 day for objections. Keep records for 6 months. <b><u>Accept low bid, or reject all bids.</u></b>	IC 67-2806 (1) 2CFR 200.320(a)
\$100,000 and above	Formal bidding: Publish bid notice at least 2 weeks in advance of bid opening. Make bid specifications available; written objections allowed. May request bid security/bond.  All bids will be publicly opened at the time and place prescribed in the invitation for bids. A firm fixed price contract (lump sum or unit price) is awarded to the responsible bidder whose bid, conforming to all the material term and conditions of the invitation for bid, is the lowest in price. Any or all bids may be rejected if There is a sound documented reason.  Can reject all if able to purchase more economically in the open market.	IC 67-2806 (2) 2 CFR Part 200.319

**BUSINESS PROCEDURES**

**Series 800**

Policy Title: ~~PURCHASING POLICY~~

Public Procurement of Goods and Services

Code: 802.1

**Exemptions to Public Procurement of Goods and Services Bidding**

Personal Property	Already competitive bid (piggy-backing)	IC 67-2803(1)
Any Amount	Payments of Wages	IC 67-2803(3)
Any Amount	Personal or professional services performed by an independent contractor. (Refer to info on qualifications in I.C. 67-2320)	IC 67-2803(4)
Any Amount	Procurement of an interest in real property – lease or purchase	IC 67-2803(5)
Any Amount	Procurement of insurance	IC 67-2803(6)
Any Amount	Costs of Joint Powers participation	IC 67-2803(7)
Any Amount	Procurement of used personal property	IC 67-2803(8)
Any Amount	Procurement from federal government general services administration (GSA) schedules or federal multiple award schedules (MAS)	IC 67-2803(9)
Any Amount	Procurement of personal property or services through contracts entered into by the division of purchasing of the department of administration of the state of Idaho	IC 67-2803(10)
Any Amount	Procurement of goods for direct resale	IC 67-2803(11)
Any Amount	Procurement of travel and training;	IC 67-2803(12)
Any Amount	Procurement of goods and services from Idaho correctional industries	IC 67-2803(13)
Any Amount	Procurement of repair for heavy equipment	IC 67-2803(14)
Any Amount	Procurement of software maintenance, support and licenses of an existing system or platform that was bid in compliance with state law	IC 67-2803(15)
Any Amount	Procurement of public utilities	IC 67-2803(16)
Any Amount	Procurement of food for use in jails or detention facilities	IC 67-2803(17)
Any Amount	Procurement of used equipment at an auction if authorized by the governing board	IC 67-2803(18)
Any Amount	Emergency Expenditures	IC 67-2808(1)



**LEGAL REFERENCE:**

*Idaho Code Sections 67-2801, et seq*

ISBA Model Policy 7407

ADOPTED: July 2009

AMENDED: 12/17/2018??

## **BUSINESS PROCEDRES**

### **Series 800**

Policy Title: Purchasing Under a Federal Award

Code: 803.5

#### Authorization and Control

It will be the policy of this District to conduct its purchasing program in a manner to assure the best utilization of District funds. The Board, or its designee, reserves the right to determine what is in the best interest of the District.

The Superintendent is authorized to direct expenditures and purchases within the limits of the detailed annual budget for the school year and pursuant to state purchasing and federal procurement requirements. The Superintendent shall establish requisition and purchase order procedures as a means of controlling and maintaining proper accounting of the expenditure of funds that align with state purchasing and federal procurement requirements. Staff members shall not obligate the District without express authority. Staff members who obligate the District without proper authorization may be held personally responsible for payment of such obligations.

#### Bids and Contracts

Bids and Contracts will follow law as detailed in Idaho Code Title 67, Chapter 28.

In determining what bid is the lowest responsible bidder, the District will not only take into consideration the amount of the bid. The District will also consider the skill, ability, and integrity of a bidder to do faithful and conscientious work and promptly fulfill the contract according to the letter and spirit. References for the bidder should be contacted.

The Superintendent shall establish bidding and contract awarding procedures that align with state purchasing and federal procurement requirements.

#### Cooperative Purchasing

The District may cooperatively enter into contracts with one or more districts to purchase materials necessary or desirable for the conduct of the business of the District provided that the purchasing cooperative follows state purchasing and federal procurement requirements.

#### Personnel Conflicts of Interest

No officer, employee, or agent will make any purchase or incur any obligations for or on behalf of the District from any private business, contractor, or vendor in which or with which the employee has a direct or indirect financial or ownership interest.

Purchases or contracted services from any private business or venture in which any employee of this District has a direct or indirect financial or ownership interest will be made on a competitive bid basis strictly in accordance with the following procedures:

## BUSINESS PROCEDRES

### Series 800

Policy Title: Purchasing Under a Federal Award

Code: 803.5

1. The interested employee, the business, the contractor, or the vendor will fully disclose, in writing, the employee's exact relationship to the business, the contractor, or the vendor;
2. The affected business, the contractor, or the vendor may submit a bid in compliance with the specifications outlined by the District;
3. The interested employee will not be involved in any part of bidding process, including but not limited to, preparing specifications, advertising, analyzing, or accepting bids; and
4. This policy will apply to any organization, fund, agency, or other activity maintained or operated by the District.

No employee will solicit gifts, gratuities, favors, prizes, awards, merchandise, or commissions as a result of ordering any items or as a result of placing any purchase order with a business, contractor, or vendor on behalf of the District nor accept anything of monetary value from a business, contractor, or vendor except for unsolicited gifts of \$50 or less in value.

#### Procurement Under a Federal Award

In addition to the conflicts of interest outlined above, no employee, officer, or agent of the District may participate in the selection, award, or administration of a contract supported by a federal award if he or she has a real or apparent conflict of interest. Such conflicts of interest include instances where any of the following has a financial or other interest in or a tangible personal benefit from a firm considered for a contract:

1. The employee, officer, or agent;
2. Any member of his or her immediate family, including spouses, children and parents;
3. His or her partner. For the purposes of this policy, "partner" shall mean an adult of the same sex or different sex with whom the employee, officer, or agent shares a non-marital intimate relationship and a common residence and with whom they mutually affirm that they share responsibility for each other's common welfare; or
4. An organization which employs or is about to employ any of the parties listed above.

The following activities are prohibited:

1. The purchase during the school day of any food or service from a District contractor or vendor for individual use;
2. The removal of any food, supplies, equipment, or school property without proper authorization;
3. Individual sales by District personnel of any school property, including used items.



## BUSINESS PROCEDRES

### Series 800

Policy Title: Public Works Contracting and Procurement

Code: 802.7

No contract involving a public works project shall be let to any contractor who is not licensed as required by the laws of this State. Further, the District shall at all times adhere to the bidding requirements for public works contracting and procurement as set out in State law.

#### Public Works Contractor Licensure Requirements

\$0 to \$50,000	No licensure requirement	IC 54-1903(9)
\$50,000 and above	Licensure required	IC 54-1903(9)

#### Exemptions from Public Works Contractor Licensure

Less than \$50,000 for construction, alteration, improvement, or repair.	Single project with any number of trades	IC 54-1903(9)
Any construction, alteration, or repair due to an emergency.	Pursuant to the provision of, Chapter 10, Title 46 Idaho Code	IC 54-1903(11)

#### Public Works Construction Bidding

\$0 to \$50,000	No bidding requirements	IC 67-2803(2)
-----------------	-------------------------	---------------

\$50,000 to \$200,000	Semi-formal bidding: Issue written requests for bids describing the work to at least 3 licensed contractors. Allow 3 days for written response; objections 1 day prior to bid. Keep records for 6 months. Accept low bid, or reject all bids.	IC 67-2805(1)
-----------------------	---	---------------

\$200,000 and above	Formal bidding 2 <b>Options A &amp; B:</b>	IC 67-2805(2)
---------------------	--	---------------

**Category A** – Open to all licensed contractors. Publication requirements. Written objections allowed. May request bid security/bond. Accept low bid, or reject all bids. See code for details. (IC 67-2805(2)(a).)

**Category B** – Open to pre-qualified contractors. After pre-qualification is determined, the bidding process is in the same manner as Category A. (IC 67-2805(2)(b).)

Legal Reference: I.C. § 54-1903

Unlawful to Engage in Public Works Contracting Without License - Exemptions

I.C. § 67-2801 et seq. Purchasing by Political Subdivisions

ISBA - 7405

ADOPTED: 12/17/2018?

## Lapwai School District No. 341

### ~~BOARD OF TRUSTEES' RECORDS~~ RECORDS MANAGEMENT

804.1

~~A permanent record of all meetings of the Board of Trustees shall be maintained in the superintendent's office.~~

The Clerk and others designated by the Superintendent shall be the Public Records Custodian(s) under the supervision of the Superintendent, and District Administration Staff shall be the alternate custodian(s) of records.

Personnel files and student files are confidential and are to be disclosed only as provided in policy and/or by law. A record of persons examining or copying personnel files or student files, other than administrative staff, shall be kept for each employment file and student file.

All public records will be provided to the public in accordance with the laws of the State of Idaho and District Policy 4260.

#### Record Safety

The Superintendent or designee, shall create and enforce a procedure in an effort to keep the District's data and vital records safe and secure in the event of a possible disaster. Examples of vital records include personnel files, student records, fiscal documents (financial and insurance), etc.

In creating the procedure, the Superintendent or designee shall consider the following:

1. Physical security;
2. Backup storage security;
3. Backup schedule;
4. Rotate backups;
5. Remote access;
6. Personnel authentication;
7. Backup infrastructure security;
8. Duplicating records for off-site storage; and
9. Storing computer tapes and disks in fireproof, waterproof safes.

The procedures should provide for a written comprehensive disaster recovery plan. Such a plan ensures that vital records are backed up daily and that the District will be able to recover operations quickly. In the event of a disaster, the identification and protection of vital records is of great importance.

Legal Reference: Title 74 Chapter 1 Public Records Act

Policy History:

Readoption: July 2009

Revised on:

**RETENTION OF DISTRICT RECORDS**

**804.6**

In compliance with Idaho Code, the Board of Trustees establishes the following guidelines to provide administrative direction pertaining to the retention and/or disposal of District records. This schedule likewise identifies the anticipated physical location where such records may be kept or maintained by the District, in addition to the possible document retention of all categories of records on the school's servers and computer systems.

The District's Public Records Custodian(s), in conjunction with the Superintendent, or designee, is responsible for the maintenance, safeguarding, and destruction of the District's records. Performance of such duties shall be in cooperation with the District's Business Office, Directors of Maintenance and Transportation, Technology Coordinator, the Principals at the school's buildings, and other administrative personnel employed by the District. However, each school employee is likewise responsible for having knowledge of this policy and the requirement to safeguard the District's records, electronic or otherwise, consistent with the chart below.

The District's Public Records Custodian(s) shall work in conjunction with the District's Technology department to assure that the school's staff is aware of the routine destruction of electronic District records, including emails, such that they are able to assure that the District's public records are retained consistent with this schedule, regardless of whether they are maintained in a hard copy or an electronic copy. In such a process, the District's employees need to retain District records included on the schedule below, particularly student educational records, personnel records, and investigative records, in a format that is not part of the District's routine electronic records destruction and/or notify the technology personnel of the District that a particular document is not to be destroyed as part of the routine destruction of electronic records.

Unless otherwise prohibited by applicable law, all District records may be maintained electronically and/or in hard physical copy.

Method of Destroying Official Records

The District's official records, and any copy thereof that may be deemed to be confidential and/or not intended to be disseminated to the public, will be shredded before disposal.

Destruction of Electronic Mail/e-mail

The District will store electronic mail/e-mails for a maximum period of 30 days. All email will be automatically deleted from the District's system at the end of this retention period. It is the responsibility of every district employee to assure that District documents that need to be retained for a longer period of time due to federal law, State law, or the provisions of this policy are retained accordingly and in a different format than electronic mail. An employee's failure to retain District documents accordingly could serve as a basis for discipline, up to and including

possible termination.

Suspending of Destroying Official Records

The District will immediately cease the destruction of all relevant records, including electronic records, even if destruction is authorized by an approved Retention Schedule, for the following reasons:

1. If the District receives a Freedom of Information Act (FOIA) request;
2. If the District believes that an investigation or litigation is imminent; or
3. If the District is notified that an investigation or litigation has commenced.

The Public Records Custodian(s) and Superintendent are responsible for carrying out this policy.

If relevant records exist in electronic formats (such as email, digital images, word processed documents, databases, backup tapes, etc.) the District’s Administrative personnel shall notify its information technology staff to cease the destruction of records relating to the subject matter of the suit/potential suit or investigation. Failure to cease the destruction of relevant records could result in penalties against the District.

District records shall be retained and/or disposed of as follows:

**DISTRICT RECORDS RETENTION SCHEDULE**

<b>Retention Codes</b>		
<b>AC</b> —After closed, terminated, completed, expired, settled, or last date of contact <b>FE</b> —Fiscal Year End (June 30 <sup>th</sup> )	<b>LA</b> —Life of Asset <b>PM</b> —Permanent <b>US</b> —Until Superseded	<b>DO</b> – District Office <b>SB</b> – School Buildings <b>DM</b> – District Maintenance <b>DT</b> – District Transportation
<b>RECORDS DESCRIPTION</b>	<b>RETENTION PERIOD</b>	
<b>ADMINISTRATION</b> —ATTENDANCE--ANNUAL ATTENDANCE SUMMARIES BY BUILDING	<b>PM</b>	<b>DO, SB</b>
<b>ADMINISTRATION</b> —ATTENDANCE—Enrollment attendance data	<b>3 yr</b>	<b>DO, SB</b>
<b>ADMINISTRATION</b> —BALLOTS AND OATHS OF ELECTION—until canvassed and recorded in the minutes	<b>Not less than 8 months following election</b>	<b>DO</b>
<b>ADMINISTRATION</b> —BALLOTS FOR BOND ELECTIONS	<b>a. Not less than 60 days after bonds have been delivered to purchaser</b> <b>b. Not less than 8 months following bond election</b>	<b>DO</b>
<b>ADMINISTRATION</b> —CONTRACTS AND LEASES	<b>AC +6 yr</b>	<b>DO</b>
<b>ADMINISTRATION</b> —GENERAL CORRESPONDENCE	<b>3 yr</b>	<b>DO, SB</b>

## DISTRICT RECORDS RETENTION SCHEDULE

Retention Codes		
<p><b>AC</b>—After closed, terminated, completed, expired, settled, or last date of contact</p> <p><b>FE</b>—Fiscal Year End (June 30<sup>th</sup>)</p>	<p><b>LA</b>—Life of Asset</p> <p><b>PM</b>—Permanent</p> <p><b>US</b>—Until Superseded</p>	<p><b>DO</b> – District Office</p> <p><b>SB</b> – School Buildings</p> <p><b>DM</b> – District Maintenance</p> <p><b>DT</b> – District Transportation</p>
RECORDS DESCRIPTION	RETENTION PERIOD	
<b>ADMINISTRATION</b> —DONATION/GIFT RECORDS	<b>PM</b>	<b>DO, SB</b>
<b>ADMINISTRATION</b> —BOARD MEETINGS—AGENDA AND MINUTES: Official minutes and agenda of open meetings	<b>PM</b>	<b>DO</b>
<b>ADMINISTRATION</b> —BOARD MEETINGS—CLOSED: Certified agendas or tape recordings of closed meetings	<b>PM—Restricted Access</b>	<b>DO</b>
<b>ADMINISTRATION</b> —ORGANIZATION CHARTS: Any documentation that shows program accountability	<b>PM</b>	<b>DO, SB, DM, DT</b>
<b>ADMINISTRATION</b> —EDUCATION PROGRAM REVIEW RECORDS	<b>AC+3 yr</b>	<b>DO, SB</b>
<b>ADMINISTRATION</b> —OFFICIAL STATE DEPARTMENT REPORTS	<b>PM</b>	<b>DO</b>
<b>ADMINISTRATION</b> —SCHOOL CERTIFICATION REPORTS	<b>PM</b>	<b>DO</b>
<b>ANNUAL REPORTS</b>	<b>PM</b>	<b>DO</b>
<b>APPEAL AND REVIEW RECORDS</b> —Records may include but are not limited to narrative history or description of appeal; minutes and testimony; exhibits; reports and findings of fact; final orders, opinions, conclusions, or decisions; audio recordings; hearing schedules and lists of participants; and related correspondence and documentation.	<b>PM</b>	<b>DO</b>
<b>BOARD MEMBER RECORDS</b> —Series documents board activities and serves as a reference source for board members. Records may include but are not limited to correspondence, plans, statements of goals and objectives, minutes, committee reports, budgets, financial statements, reports, and other reference material. Records are often compiled in a notebook for each member.	<b>AC+3 yr</b> NOTE: Some materials may warrant long-term retention. These materials should be reviewed for archival materials.	<b>DO</b>
<b>BOARD RECORDS</b> —Series documents the official proceedings of the board meetings. Records may include agendas; minutes; meeting notices; items for Board action; contested case hearings schedules; committee reports; exhibits; and related correspondence and documentation. Records may also include audio recordings of meetings used to prepare summaries.	<b>PM</b>	<b>DO</b>
<b>COMPUTER SYSTEMS-BACKUPS</b> —Backups on tape, disk, CD, DVD, etc. CAUTION: Records stored in this format can be subpoenaed during litigation.	<b>US or 1 year</b>	<b>DO</b>

## DISTRICT RECORDS RETENTION SCHEDULE

Retention Codes		
<b>AC</b> —After closed, terminated, completed, expired, settled, or last date of contact <b>FE</b> —Fiscal Year End (June 30 <sup>th</sup> )	<b>LA</b> —Life of Asset <b>PM</b> —Permanent <b>US</b> —Until Superseded	<b>DO</b> – District Office <b>SB</b> – School Buildings <b>DM</b> – District Maintenance <b>DT</b> – District Transportation
RECORDS DESCRIPTION	RETENTION PERIOD	
<b>EQUIPMENT-HISTORY FILE</b> —Equipment service agreements, includes maintenance agreements, installation, and repair logs, etc.	<b>LA+3 yr</b>	<b>DO, DM, DT</b>
<b>EQUIPMENT MANUALS</b> —Instruction and operating manuals	<b>LA</b>	<b>DO, SB, DM, DT</b>
<b>EQUIPMENT WARRANTIES</b>	<b>AC+1 yr</b>	<b>DO, SB, DM, DT</b>
<b>FACILITIES OPERATIONS-APPRAISALS</b> —Building or property	<b>3 yr</b>	<b>DO</b>
<b>FACILITIES OPERATIONS-BUILDINGS PLANS AND SPECIFICATIONS</b> —Includes architectural and engineering drawings, etc.	<b>PM</b> For leased structures retain AC+2	<b>DO, DM</b>
<b>FACILITIES OPERATIONS-BUILDINGS, CONSTRUCTION CONTRACT, INSPECTION RECORDS AND PROJECT FILES</b> —Building construction contracts, surety bonds and inspection records, Planning, design, construction records, and all bids, etc.	<b>LA</b>	<b>DO, SB, DM</b>
<b>FACILITY OPERATIONS—DAMAGE REPORTS; LOST AND STOLEN PROPERTY REPORTS</b>	<b>FE+3 yr</b>	<b>DO, SB, DM, DT</b>
<b>FACILITY OPERATIONS-PROPERTY DISPOSAL RECORDS</b> —Documenting disposal of inventoried property	<b>PM</b>	<b>DO</b>
<b>FACILITY OPERATIONS-PROPERTY MANAGEMENT SEQUENTIAL NUMBER LOGS</b> —Property logs	<b>US+3 yr</b>	<b>DO, SB, DM</b>
<b>FACILITY OPERATIONS-SECURITY ACCESS RECORDS</b> —Documents the issuance of keys, identification cards, passes, passwords, etc.	<b>AC+2 yr</b> AC=Until superseded, date of expiration, or date of termination, whichever is sooner	<b>DO, SB, DM</b>
<b>FACILITY OPERATIONS-SURPLUS PROPERTY SALE REPORTS</b>	<b>PM</b>	<b>DO, DM</b>
<b>FACILITY OPERATIONS-UTILITY USAGE REPORTS</b>	<b>1 yr</b>	<b>DO, DM</b>
<b>FACILITY OPERATIONS-VEHICLE OPERATION LOGS</b>	<b>1 yr</b>	<b>DO, DT</b>
<b>FISCAL-ACCOUNTS PAYABLE/RECEIVABLE LEDGERS</b>	<b>FE+3 yr</b>	<b>DO, SB</b>
<b>FISCAL-ANNUAL FINANCIAL REPORTS</b>	<b>PM</b>	<b>DO, SB, DM, DT</b>
<b>FISCAL-ANNUAL OPERATING BUDGETS</b>	<b>FE+3 yr</b>	<b>DO, SB, DM, DT</b>
<b>FISCAL-APPROPRIATION REQUESTS</b> —Includes any supporting documentation in the appropriation request	<b>FE+3 yr</b>	<b>DO, SB, DM, DT</b>

## DISTRICT RECORDS RETENTION SCHEDULE

Retention Codes		
<b>AC</b> —After closed, terminated, completed, expired, settled, or last date of contact <b>FE</b> —Fiscal Year End (June 30 <sup>th</sup> )	<b>LA</b> —Life of Asset <b>PM</b> —Permanent <b>US</b> —Until Superseded	<b>DO</b> – District Office <b>SB</b> – School Buildings <b>DM</b> – District Maintenance <b>DT</b> – District Transportation
RECORDS DESCRIPTION	RETENTION PERIOD	
<b>FISCAL-FINAL AUDIT REPORTS</b>	<b>PM</b>	<b>DO, SB</b>
<b>FISCAL-BANK STATEMENTS</b>	<b>FE+3 yr</b>	<b>DO, SB</b>
<b>FISCAL-CANCELLED CHECKS</b> — Stubs/Warrants/Drafts	<b>FE+3 yr</b>	<b>DO, SB</b>
<b>FISCAL-CAPITAL ASSET RECORDS</b>	<b>LA+3 yr</b>	<b>DO, SB, DM, DT</b>
<b>FISCAL-CASH RECORDS</b> —Cash deposit slips; cash receipts log	<b>FE+3 yr</b>	<b>DO, SB</b>
<b>FISCAL-DEEDS AND EASEMENTS</b> —Proof of ownership and right-of-way on property	<b>PM</b>	<b>DO</b>
<b>FISCAL-detail chart of accounts</b> —One for all accounts in use for a fiscal year	<b>FE+3 yr</b>	<b>DO, SB</b>
<b>FISCAL-EXPENDITURE JOURNAL OR REGISTER</b>	<b>FE+3 yr</b>	<b>DO, SB</b>
<b>FISCAL-EXPENDITURE VOUCHERS</b> —Travel, payroll, etc.	<b>FE+3 yr</b>	<b>DO, SB, DM, DT</b>
<b>FISCAL-EXTERNAL REPORTS</b> —Special purpose, i.e. federal financial reports, salary reports, etc.	<b>FE+3 yr</b>	<b>DO, SB, DM, DT</b>
<b>FISCAL-FEDERAL TAX RECORDS</b> —Includes FICA records	<b>AC+4 yr</b> AC=Tax due date, date the claim is filed, or date tax is paid whichever is later	<b>DO</b>
<b>FISCAL-FEDERAL FUNDING RECORDS</b> —Title I; Chapter 2; Title VI-B	<b>FE+5 yr</b> Or until all pending audits or reviews are completed	<b>DO</b>
<b>FISCAL—FEDERAL—USDA</b>	<b>AC+3 yr</b> AC=submission of final expenditure	<b>DO</b>
<b>FISCAL-GENERAL LEDGERS; GENERAL JOURNAL VOUCHERS</b>	<b>FE+3 yr</b>	<b>DO, SB</b>
<b>FISCAL-GRANTS</b> —State and Federal	<b>AC+3 yr</b> AC=End of grant or satisfaction of all uniform administrative requirements for the grant CAUTION: Retention requirements may vary depending on the specific federal funding agency	<b>DO, SB</b>
<b>FISCAL-INSURANCE CLAIM FILES</b>	<b>AC+3 yr</b> AC=Resolution of claim	<b>DO</b>

## DISTRICT RECORDS RETENTION SCHEDULE

Retention Codes		
<b>AC</b> —After closed, terminated, completed, expired, settled, or last date of contact <b>FE</b> —Fiscal Year End (June 30 <sup>th</sup> )	<b>LA</b> —Life of Asset <b>PM</b> —Permanent <b>US</b> —Until Superseded	<b>DO</b> – District Office <b>SB</b> – School Buildings <b>DM</b> – District Maintenance <b>DT</b> – District Transportation
RECORDS DESCRIPTION	RETENTION PERIOD	
<b>FISCAL-INSURANCE POLICIES</b> —all types	<b>AC+5 yr</b> AC=expiration or termination of policy according to its terms	<b>DO</b>
<b>FISCAL-LONG-TERM LIABILITY RECORDS</b> —Bonds, etc	<b>AC+4 yr</b> AC=retirement of debt	<b>DO</b>
<b>FISCAL-RECEIPTS JOURNAL OR REGISTER</b>	<b>FE+3 yr</b>	<b>DO, SB, DM, DT</b>
<b>FISCAL-RECONCILIATIONS</b>	<b>FE+3 yr</b>	<b>DO, SB</b>
<b>FISCAL-REIMBURSABLE ACTIVITIES</b> —Requests and approval for reimbursed expenses for travel, training, etc.	<b>FE+3 yr</b>	<b>DO, SB</b>
<b>FISCAL-RETURNED CHECKS</b> —Uncollectable warrants or drafts	<b>AC+3 yr</b> AC=After deemed uncollectible	<b>DO, SB</b>
<b>FISCAL-SIGNATURE AUTHORIZATIONS</b> —Records authorizing an employee to initiate financial transactions for agency. Also, spending authority limits	<b>US+FE+3 yr</b>	<b>DO</b>
<b>LEGAL-LITIGATION FILES--</b>	<b>PM</b> CAUTION: May contain attorney-client privileged information	<b>DO, SB, DM, DT</b>
<b>LEGAL-OPEN RECORDS REQUESTS</b> —documentation relating to approved or denied requests for records under Idaho Public Records Law	<b>PM</b>	<b>DO</b>
<b>LEGAL-OPINIONS AND ADVICE</b> —Does not include legal opinions or advice rendered on a matter in litigation or with regard to pending litigation	<b>PM</b> CAUTION: May contain attorney-client privileged information	<b>DO, SB</b>
<b>NEWS OR PRESS RELEASES</b>	<b>PM</b>	<b>DO, SB</b>
<b>PERSONNEL-ACCUMULATED LEAVE ADJUSTMENT REQUEST</b> —Used to create and adjust employee leave balances	<b>FE+5 yr</b>	<b>DO, SB, DM, DT</b>
<b>PERSONNEL-APPLICATIONS FOR EMPLOYMENT—HIRED</b> —Applications, etc. required by employment advertisement	<b>AC+5 yr</b> AC=Termination of employment	<b>DO, SB, DM, DT</b>
<b>PERSONNEL-APPLICATIONS FOR EMPLOYMENT—NOT HIRED</b> —Applications, resumes, etc. required by employment advertisement	<b>AC+2 yr</b> AC=Date position is filled	<b>DO, SB, DM,DT</b>
<b>PERSONNEL-BENEFIT PLANS</b>	<b>US+5 yr</b>	<b>DO</b>
<b>PERSONNEL-COMPLAINT RECORDS</b> —Complaints received and records documenting their resolution	<b>FE+3 yr</b> CAUTION: If a complaint becomes the subject of litigation, it is subject to a longer retention period	<b>DO, SB, DM, DT</b>

## DISTRICT RECORDS RETENTION SCHEDULE

Retention Codes		
<b>AC</b> —After closed, terminated, completed, expired, settled, or last date of contact <b>FE</b> —Fiscal Year End (June 30 <sup>th</sup> )	<b>LA</b> —Life of Asset <b>PM</b> —Permanent <b>US</b> —Until Superseded	<b>DO</b> – District Office <b>SB</b> – School Buildings <b>DM</b> – District Maintenance <b>DT</b> – District Transportation
RECORDS DESCRIPTION	RETENTION PERIOD	
<b>PERSONNEL-CORRECTIVE ACTION</b> —those actions which do not affect pay, status, or tenure and are imposed to correct or improve job performance	<b>PM</b> CAUTION: If during the retention period these records are used to support personnel disciplinary action, the records should be retained according to Personnel Disciplinary Action series.	<b>DO, SB, DM, DT</b>
<b>PERSONNEL-DISCIPLINARY ACTION DOCUMENTATION</b> —those actions that affect pay or status. They include demotion, dismissal, etc.	<b>PM</b>	<b>DO, SB, DM, DT</b>
<b>PERSONNEL-EMPLOYEE STATEMENTS (Affidavits)</b> —for insurance, personnel or other uses for which administration has sought such statements	<b>PM</b>	<b>DO, SB, DM, DT</b>
<b>PERSONNEL-EMPLOYEE BENEFITS</b> —documents relating to selection of benefits other than insurance	<b>US+5 yr</b>	<b>DO,</b>
<b>PERSONNEL-EMPLOYEE COUNSELING RECORDS</b> —Notes, etc. relating to job-specific counseling	<b>PM</b>	<b>DO, SB, DM, DT</b>
<b>PERSONNEL-EMPLOYEE DEDUCTION AUTHORIZATIONS</b> —documents relating to all deductions of pay	<b>AC+5 yr</b> AC=After termination of employee or after amendment, expiration, or termination of authorization, whichever is sooner.	<b>DO</b>
<b>PERSONNEL-EMPLOYEE EARNINGS RECORDS</b>	<b>PM</b>	<b>DO</b>
<b>PERSONNEL-EMPLOYEE INSURANCE RECORDS</b> —District copy of selection records by employees of insurance offered by the District	<b>US+ 5 yr</b>	<b>DO</b>
<b>PERSONNEL-EMPLOYEE RECOGNITION RECORDS</b> —Awards, incentives, etc.	<b>PM</b>	<b>DO, SB, DM, DT</b>
<b>PERSONNEL-EMPLOYMENT ANNOUNCEMENT</b>	<b>2 yr</b>	<b>DO</b>
<b>PERSONNEL-EMPLOYMENT CONTRACTS</b>	<b>Original dates of hire +50 yr</b>	<b>DO</b>
<b>PERSONNEL-EMPLOYMENT ELIGIBILITY</b> —Documentation or verification of Federal report form INS I-9	<b>PM</b>	<b>DO</b>
<b>PERSONNEL-EMPLOYMENT SELECTION RECORDS</b> —all records that document the selection process: i.e. polygraph, physicals, interview notes, etc.	<b>2 yr</b> CAUTION: Does not include criminal history checks	<b>DO, SB, DM, DT</b>
<b>PERSONNEL-FORMER EMPLOYEE VERIFICATION RECORDS</b> —minimum information includes name, social security number, exact dates of employment and last known address	<b>PM</b>	<b>DO</b>

## DISTRICT RECORDS RETENTION SCHEDULE

Retention Codes		
<b>AC</b> —After closed, terminated, completed, expired, settled, or last date of contact <b>FE</b> —Fiscal Year End (June 30 <sup>th</sup> )	<b>LA</b> —Life of Asset <b>PM</b> —Permanent <b>US</b> —Until Superseded	<b>DO</b> – District Office <b>SB</b> – School Buildings <b>DM</b> – District Maintenance <b>DT</b> – District Transportation
RECORDS DESCRIPTION	RETENTION PERIOD	
<b>PERSONNEL-GRIEVANCE RECORDS</b> —review of employee grievances against policies and working conditions, etc. Includes record of actions taken.	<b>PM</b>	<b>DO, SB, DM, DT</b>
<b>PERSONNEL-HIRING PROCESS—CRIMINAL HISTORY CHECKS</b> —criminal history record information on job applications	<b>PM</b>	<b>DO</b>
<b>PERSONNEL-JOB PROCEDURE RECORD/JOB DESCRIPTION</b> —any document detailing duties of positions on position-by-position basis	<b>US+8 yr</b>	<b>DO, SB, DM, DT</b>
<b>PERSONNEL-LEAVE STATUS REPORT</b> —cumulative report for each pay cycle showing leave status	<b>FE+3 yr</b>	<b>DO</b>
<b>PERSONNEL-LIABILITY RELEASE FORM</b> —statements of employees, patrons, etc. who have released the District from liability	<b>PM</b>	<b>DO</b>
<b>PERSONNEL-LICENSE AND DRIVING RECORD CHECK</b>	<b>PM</b>	<b>DO, DT</b>
<b>PERSONNEL-OVERTIME AUTHORIZATION &amp; SCHEDULE</b>	<b>5 yr</b>	<b>DO, SB, DM, DT</b>
<b>PERSONNEL-PAYROLL-DIRECT DEPOSIT APPLICATION/AUTHORIZATION</b>	<b>US+3 yr</b>	<b>DO</b>
<b>PERSONNEL-PAYROLL-INCOME ADJUSTMENT AUTHORIZATION</b> ---used to adjust gross pay, FICA, retirement or compute taxes	<b>US+3 yr</b>	<b>DO</b>
<b>PERSONNEL-PERFORMANCE EVALUATION</b>	<b>PM</b>	<b>DO, SB, DM, DT</b>
<b>PERSONNEL-PERSI ENROLLMENT FILE</b>	<b>PM</b>	<b>DO</b>
<b>PERSONNEL-PERSI RECORD OF HOURS WORKED</b> —Irregular help, half-time or greater	<b>Date of hire +50 yr</b>	<b>DO</b>
<b>PERSONNEL-PERSI TERMINATION RECORD</b>	<b>PM</b>	<b>DO</b>
<b>PERSONNEL-PERSONNEL INFORMATION</b> —documents that officially change pay, titles, benefits, etc.	<b>PM</b>	<b>DO</b>
<b>PERSONNEL-POLICY AND PROCEDURES MANUAL</b> —any manual, etc. that establishes standard employment procedures	<b>PM</b>	<b>DO, SB, DM, DT</b>
<b>PERSONNEL-RESUME-UNSOLICITED</b>	<b>1 yr</b>	<b>DO, SB, DM, DT</b>
<b>PERSONNEL-SICK LEAVE POOL DOCUMENTATION</b> —requests submitted, approvals, number of hours transferred in an out, etc.	<b>LA+3 yr</b>	<b>DO</b>
<b>PERSONNEL-TIME CARD AND TIME SHEET</b>	<b>PM</b>	<b>DO, SB, DM, DT</b>
<b>PERSONNEL-TIME OFF AND/OR SICK LEAVE REQUEST</b>	<b>FE+3 yr</b>	<b>DO, SB, DM, DT</b>

## DISTRICT RECORDS RETENTION SCHEDULE

Retention Codes		
<b>AC</b> —After closed, terminated, completed, expired, settled, or last date of contact <b>FE</b> —Fiscal Year End (June 30 <sup>th</sup> )	<b>LA</b> —Life of Asset <b>PM</b> —Permanent <b>US</b> —Until Superseded	<b>DO</b> – District Office <b>SB</b> – School Buildings <b>DM</b> – District Maintenance <b>DT</b> – District Transportation
RECORDS DESCRIPTION	RETENTION PERIOD	
<b>PERSONNEL-TRAINING AND EDUCATIONAL ACHIEVEMENT RECORD-INDIVIDUAL</b> —records documenting training, testing, or continued education	<b>PM</b>	<b>DO, SB, DM, DT</b>
<b>PERSONNEL-UNEMPLOYMENT CLAIM RECORD</b>	<b>5 yr</b>	<b>DO</b>
<b>PERSONNEL-UNEMPLOYMENT COMPENSATION RECORDS</b>	<b>AC+5 yr</b>	<b>DO</b>
<b>PERSONNEL-W-2 &amp; W-4 FORMS</b>	<b>5 yr from date of termination</b>	<b>DO</b>
<b>PERSONNEL—WORKER’S COMPENSATION POLICIES</b>	<b>AC+10 yr</b> AC=expiration of policy	<b>DO</b>
<b>PROCUREMENT-PERFORMANCE BOND</b> —bonds posted by individuals or entities under contract with District	<b>PM</b>	<b>DO</b>
<b>PROCUREMENT-PURCHASING LOG</b> —Log, etc. providing a record of purchase orders issued, orders received, etc.	<b>FE+3 yr</b>	<b>DO, SB, DM, DT</b>
<b>PROCUREMENT-BID DOCUMENTATION</b> —includes bid requisition/authorizations, invitation to bid, bid specifications, and evaluations	<b>FE+3 yr</b> CAUTION: If a formal written contract is the result of a bid, etc., the bid and its supporting documentation must be retained for the same period as the contract.	<b>DO, DM, DT</b>
<b>RECORDS MANAGEMENT—RECORDS RETENTION SCHEDULE; DISPOSITION LOG (listing records destroyed or transferred); CONTROL MATERIALS (indexes, card files, etc.); DESTRUCTION APPROVAL SIGN-OFFS</b>	<b>PM</b>	<b>DO, SB, DM, DT</b>
<b>SAFETY-ACCIDENT REPORTS</b>	<b>8 yrs*</b> For Minors, 8 yrs after minor reaches age of 18	<b>DO, SB, DM, DT</b>
<b>SAFETY-DISASTER PREPAREDNESS AND RECOVERY PLANS</b>	<b>PM</b>	<b>DO, SB, DM, DT</b>
<b>SAFETY-EVACUATION PLANS</b>	<b>PM</b>	<b>DO, SB</b>
<b>SAFETY-FIRE ORDERS</b> —issued by fire marshal to correct deficiencies in compliance with the fire code	<b>AC+3 yr</b> AC=deficiency corrected	<b>DO, SB, DM</b>
<b>SAFETY-HAZARDOUS MATERIALS DISPOSAL RECORDS</b> —Material safety data sheets must be kept for those chemicals currently in use that are affected by the Hazard Communication Standard in accordance with 29 CFR § 1910.1200(g).	<b>PM</b>	<b>DO, DM</b>

## DISTRICT RECORDS RETENTION SCHEDULE

Retention Codes		
<b>AC</b> —After closed, terminated, completed, expired, settled, or last date of contact <b>FE</b> —Fiscal Year End (June 30 <sup>th</sup> )	<b>LA</b> —Life of Asset <b>PM</b> —Permanent <b>US</b> —Until Superseded	<b>DO</b> – District Office <b>SB</b> – School Buildings <b>DM</b> – District Maintenance <b>DT</b> – District Transportation
RECORDS DESCRIPTION	RETENTION PERIOD	
<b>SAFETY-INCIDENT REPORTS</b> —Reports concerning incidents which, upon investigation, were of a non-criminal nature	<b>3 yr (or 30 yr*)</b> *Exposure records require 30 year retention per 29 CFR § 1910.1020(d)(ii)(B)Footnote(1)	<b>DO, SB, DM, DT</b>
<b>SAFETY-INSPECTION RECORDS</b> —Fire, safety, and other inspection records of facilities and equipment	<b>AC+3 yr</b> AC=Date of the correction of the deficiency, if the inspection report reveals a deficiency.	<b>DO, SB, DM</b>
<b>SAFETY-MATERIAL DATA SAFETY SHEETS</b>	<b>30 yrs after the end of use of the substance</b>	<b>DO, DM</b>
<b>SAFETY-WORKPLACE CHEMICAL LISTS</b>	<b>30 yr</b>	<b>DO, SB, DM</b>
<b>STUDENTS-EDUCATION RECORDS</b> —Student’s name, birth date, last address, dates of attendance, graduation date and grades earned	<b>PM</b>	<b>DO, SB</b>
<b>STUDENTS-SPECIAL EDUCATION RECORDS</b> —educational records, including eligibility documentation and IEPs	<b>FE+6 yr</b>	<b>DO, SB</b>
<b>STUDENTS-MEDICAID RECORDS</b> -claims, reimbursements, and supporting documentation	<b>FE +5 yr</b>	<b>DO, SB</b>
<b>VEHICLE-INSPECTION, REPAIR AND MAINTENANCE RECORDS</b>	<b>LA+1 yr</b>	<b>DO, DT</b>
<b>VEHICLE-TITLE AND REGISTRATION</b>	<b>1 yr</b>	<b>DO, DT</b>
<b>VOLUNTEER RECORDS</b> —records may include recruitment and selection records, volunteer personnel and intern personnel information forms, intern agreements, volunteer and intern time records, emergency notification forms, insurance documentation and correspondence	<b>AC+3 yr</b> AC=End of term of volunteer or intern	<b>DO, SB</b>
<b>WEBSITE/WEB PAGES</b> —INTERNET/INTRANET—system development documentation for initial setup; subsequent changes and content of pages	<b>PM</b>	<b>DO, SB</b>

In the event that District records do not correspond to any of the above listed categories, the Superintendent will determine the period of retention for a particular record.

Legal References: I.C. § 33-407      Return of Canvass of Elections  
 I.C. § 33-508      Duties of Clerk  
 I.C. § 33-701(8)      Fiscal Year—Payment and Accounting of Funds  
 I.C. § 56-209h      Administrative Remedies






# What is FERPA?

A federal privacy law that affords parents the right to—

- have access to their children's education records,
- seek to have the records amended, and
- consent to the disclosure of personally identifiable information from education records, except as provided by law.





## What rights do parents and eligible students have?

§ 99.4

- Right to inspect and review education records;
- Right to request amendment of education records;
- Right to consent to disclosures, with certain exceptions; and
- Right to file a complaint with U.S. Department of Education.



# Transfer of Rights Under FERPA

\$ 99.5

- When a student turns 18 years old, or enters a postsecondary institution at any age, the rights under FERPA transfer from the parents to the student (“eligible student”).





# Right to Inspect and Review Education Records

§§ 99.10-  
99.12



- School must comply with a request to inspect and review education records within 45 days.
- Schools are generally required to give copies, or make other arrangements for access, only if failure to do so would effectively deny access – example would be when a parent or eligible student who does not live within commuting distance.
- School may not destroy records if request for access is pending.
- If the records contain information on more than one student, the requesting parent or eligible student may inspect, review, or be informed of only the specific information about his or her child's records.



## What are the exceptions to general consent?

\$99.31

- To school officials with legitimate educational interests (defined in annual notification);
- To schools in which a student seeks or intends to enroll;
- To State and local officials pursuant to a State statute in connection with serving the student under the juvenile justice system;
- To comply with a judicial order or subpoena (reasonable effort to notify parent or student at last known address);
- To accrediting organizations;