

LAPWAI SCHOOL DISTRICT #341
BOARD OF TRUSTEES - REGULAR MONTHLY MEETING
Lapwai School District Office, 404 S Main St, Lapwai, Idaho
Monday, March 17, 2025 - 5:00 pm
Agenda

- 1) Call to Order
 - A. Pledge of Allegiance
 - B. Roll Call

- Page** 2) A. Consent Agenda – Action Item
 - 2** 1. Approval of Minutes – February 18, 2025
 - 4** 2. Budget Report/Balance Sheet
 - 28** 3. Payment of Current Bills
 - 31** 4. Associated Student Body Accounts

- 3) Unscheduled Delegations (please call at least 3 days prior to the meeting to be included)

- 34, 50,** 4) Discussion Items
 - 74, 81** A. Administrator’s Reports – Principals, Sped Director, Athletic Director, Superintendent
 - B. Indian Education Coordinator
 - C. Sped Director Guest – Dr. Julie Wittman
 - D.

- 102** 5) Action Items
 - A. Appoint Curricular Materials Adoption Committee
 - 103** B. Second Reading – Policy 407.7 – Classified Dismissal
– Policy 409.5 – Classified Grievance Procedure
 - C. Change Banking from Wells Fargo to Zions Bank
 - D.

- 6) Executive Session – Idaho Code Section 74-206(1) (b) (Personnel) – Action Item
(If 4 of 5 Board Members are present as per Idaho Code Section 74-206(1))
 - A. To consider the evaluation of an employee
 - B. Leave Executive Session – Action Item

Personnel Action Items:

 - 106** A. Superintendent Evaluation
 - 107** B. Resignation – Paraprofessional - Kimberly Stick
– Elementary Teacher – Sasha Rabaiotti
 - C. New Hire – Baseball Coach – Tui Moliga Jr
 - D.

- 7) Board Training – Legislative Updates

- 8) Adjourn – Action Item

LAPWAI SCHOOL DISTRICT #341
School Board Minutes
Regular Meeting
February 18, 2025

The Board of Trustees of School District #341 met in regular session in the Conference Room of the District Office. Trustee Garcia presided over the meeting, calling the meeting to order at 5:40 pm. Roll Call was made, present were Trustees Kipp, Spaulding, and Garcia. Trustees Samuels-Allen and Johnson were absent. Also attending was David Aiken, Teri Wagner, Lori Ravet, D'Lisa Penney, and Nancy Dahl. There were four people in the audience.

Trustee Spaulding moved and Trustee Kipp seconded that the consent agenda be approved as presented. The consent agenda included meeting minutes, payment of bills as presented, budget report, balance sheet, and ASB accounts. A vote was taken and the motion passed.

Principal Wagner shared the Elementary is in the process of adopting a new English-Language Arts curriculum for board approval.

Principal Penney shared she will be presenting STAR benchmark assessment data in March. She shared details regarding the Lapwai Middle-High School presentation at the University of Idaho on February 7th.

Special Education Director Ravet shared increasing Special Education numbers at 102 projecting up to 110 prior to the end of the year.

Principal Penney shared golf is meeting with students to prepare for the season. She reported boys districts is being hosted here on February 19th at 6:00 p.m. She reviewed the girl's state tournament schedule for the girls beginning Thursday, February 20th.

Superintendent Aiken reviewed the four learning priorities identified following the 2024-2025 Annual Impact Questionnaire. He shared highlights from the new system of celebrating bus behavior and his rides to support our drivers.

Discussion Item - AISES Conference student trip – Oklahoma - March 27-30

Discussion Item - Music Field Trip – Spokane – Hamilton - April

A First Reading was held for the following policies.

- Policy 407.7 – Classified Dismissal
- Policy 409.5 – Classified Grievance Procedure

The policies will be brought back for a second reading next month.

The following action items were presented to the board.

- Emergency Closure – Snow – 2/5/2025
- Surplus 1978 Chevrolet Pickup – The old brown truck
- 2025-2026 Calendar

Trustee Spaulding moved and Trustee Kipp seconded to approve the listed action items. Motion carried.

The following personnel action item was presented to the board.

New Hire – CBRS Behavior Specialist – Maria Ceron

Trustee Spaulding moved to approve the listed personnel action item. Trustee Kipp seconded the motion which was passed.

Under Board Training, a discussion was held about Legislative Updates.

Superintendent Aiken described the transitions in Indian Education at the Idaho State Department of Education. He reported on the visit to the District by Carl Crabtree, Deputy of Intergovernmental Affairs for the SDE. He also shared legislative updates from the National Association of Federally Impacted Schools.

Trustee Kipp moved and Trustee Spaulding seconded to adjourn. A vote was taken and the motion passed.

Trustee Garcia declared the meeting adjourned at 5:54 pm.

Board Chair

Clerk

Date

ACCT #	ACCT NAME	BUDGETED	MTD ACTIVITY	YTD ACTIVITY	BALANCE	MTD%	YTD%
GENERAL FUND							
REVENUE							
100-411400	DISTRICT TORT REVENUE	39,682.00CR	0.00	30,837.28CR	8,844.72CR	0%	78%
100-411900	OTHER TAXES	0.00	0.00	3.40CR	3.40	0%	0%
100-413000	PENALTY & INT--DELINQUENT TAXES	3,000.00CR	0.00	1,101.47CR	1,898.53CR	0%	37%
100-415000	EARNINGS ON INVESTMENTS	12,000.00CR	0.00	86,071.09CR	74,071.09	0%	717%
100-419900	OTHER LOCAL REVENUE	100,000.00CR	0.00	96,691.18CR	3,308.82CR	0%	97%
100-419901	DRIVERS ED.--STUDENT FEES	2,500.00CR	0.00	375.00CR	2,125.00CR	0%	15%
100-419903	GRANTS	82,000.00CR	0.00	32,791.00CR	49,209.00CR	0%	40%
	TOTAL LOCAL REVENUE	239,182.00CR	0.00	247,870.42CR	8,688.42	0%	104%
100-431100	BASE SUPPORT - DISCRETIONARY	691,485.00CR	0.00	575,852.03CR	115,632.97CR	0%	83%
100-431101	BASE SUPPORT - HEALTH INSURANCE	593,619.00CR	0.00	494,351.48CR	99,267.52CR	0%	83%
100-431102	SBA - ADMINISTRATION	242,370.00CR	0.00	204,249.59CR	38,120.41CR	0%	84%
100-431103	SBA - INSTRUCTIONAL & PUPIL SERVICES	1,896,237.00CR	0.00	1,522,674.11CR	373,562.89CR	0%	80%
100-431104	SBA - NON-CERTIFIED	441,524.00CR	0.00	367,690.80CR	73,833.20CR	0%	83%
100-431200	TRANSPORTATION SUPPORT REVENUE	195,000.00CR	0.00	173,817.75CR	21,182.25CR	0%	89%
100-431400	EXCEPTIONAL CHILD SUPPORT	20,000.00CR	0.00	10,574.67CR	9,425.33CR	0%	53%
100-431800	BENEFIT APPORTIONMENT	538,471.00CR	0.00	437,191.31CR	101,279.69CR	0%	81%
100-431900	OTHER STATE SUPPORT	197,127.00CR	0.00	111,256.00CR	85,871.00CR	0%	56%
100-431902	STATE MATH/SCI REQUIREMENT	5,300.00CR	0.00	0.00	5,300.00CR	0%	0%
100-431904	REMEDATION	13,000.00CR	0.00	10,108.00CR	2,892.00CR	0%	78%
100-431930	STATE TECHNOLOGY SUPPORT	80,620.00CR	0.00	0.00	80,620.00CR	0%	0%
100-432100	DRIVER EDUCATION REVENUE	3,125.00CR	0.00	0.00	3,125.00CR	0%	0%
100-437000	LOTTERY/ADD'L STATE MAINTENANCE	0.00	0.00	0.00	0.00	0%	0%
100-438000	REVENUE IN LIEU OF TAXES	2,606.00CR	0.00	1,673.63CR	932.37CR	0%	64%
100-438001	REV. IN LIEU-AG. EQUIP.	2,160.00CR	0.00	1,620.00CR	540.00CR	0%	75%
	TOTAL STATE REVENUE	4,922,644.00CR	0.00	3,911,059.37CR	1,011,584.63CR	0%	79%
100-442000	UNRESTRICTED FEDERAL REVENUE	200.00CR	0.00	0.00	200.00CR	0%	0%
100-448200	IMPACT AID P.L. 81-874	2,875,000.00CR	0.00	1,577,441.00CR	1,297,559.00CR	0%	55%
	TOTAL FEDERAL REVENUE	2,875,200.00CR	0.00	1,577,441.00CR	1,297,759.00CR	0%	55%
100-320000	BEGINNING BALANCE - BUDGET	600,000.00CR	0.00	0.00	600,000.00CR	0%	0%
100-453000	SALE OF PROPERTY	0.00	0.00	0.00	0.00	0%	0%
100-460000	TRANSFERS FROM OTHER FUNDS	18,495.00CR	0.00	7,109.08CR	11,385.92CR	0%	38%
	TOTAL OTHER REVENUE	618,495.00CR	0.00	7,109.08CR	611,385.92CR	0%	1%
	TOTAL REVENUE	8,655,521.00CR	0.00	5,743,479.87CR	2,912,041.13CR	0%	66%

ACCT #	ACCT NAME	BUDGETED	MTD ACTIVITY	YTD ACTIVITY	BALANCE	MTD%	YTD%
ELEMENTARY SCHOOL PROGRAM							
100-512110	ELEMENTARY TEACHER SALARIES	1,152,141.00	0.00	594,053.18	558,087.82	0%	52%
100-512115	ELEMENTARY NON-CERTIFIED SALARIES	379,030.00	0.00	135,784.12	243,245.88	0%	36%
100-512160	ELEMENTARY TEACHER SUBSTITUTES	20,000.00	0.00	8,260.00	11,740.00	0%	41%
100-512200	ELEMENTARY FRINGE BENEFITS	66,563.00	0.00	33,280.98	33,282.02	0%	50%
100-512210	ELEMENT. LIFE/EMP. ASSIST.	1,920.00	0.00	1,101.77	818.23	0%	57%
100-512220	EMPLOYER FICA	123,757.00	0.00	57,216.49	66,540.51	0%	46%
100-512230	HEALTH INSURANCE - ELEM	221,942.00	0.00	65,405.28	156,536.72	0%	29%
100-512270	WORKER'S COMPENSATION	6,843.00	0.00	3,957.52	2,885.48	0%	58%
100-512280	SICK LEAVE RETIRE.	0.00	0.00	0.00	0.00	0%	0%
100-512290	RETIREMENT BENEFIT	209,613.00	0.00	100,716.92	108,896.08	0%	48%
100-512320	MUSIC EQUIPMENT REPAIR	0.00	0.00	0.00	0.00	0%	0%
100-512313	GRANT FUNDED PURCHASED SERVICES	0.00	0.00	675.00	(675.00)	0%	0%
100-512321	ELEMENTARY PURCHASED SERVICES	1,000.00	0.00	16.00	984.00	0%	2%
100-512322	COPIER RENTAL	6,500.00	549.93	4,015.22	2,484.78	8%	62%
100-512380	ELEMENTARY TRAVEL	0.00	0.00	168.84	(168.84)	0%	0%
100-512410	ELEMENT. FIXED MATERIALS	15,000.00	0.00	14,014.47	985.53	0%	93%
100-512411	TEACHER SUPPLIES	3,800.00	0.00	1,800.09	1,999.91	0%	47%
100-512412	MUSIC SUPPLIES	1,000.00	0.00	336.06	663.94	0%	34%
100-512413	GRANT FUNDED SUPPLIES	0.00	0.00	6,128.05	(6,128.05)	0%	0%
100-512415	MATERIALS --ART	2,000.00	0.00	2,000.00	0.00	0%	100%
100-512440	ELEMENTARY TEXTBOOKS	20,000.00	0.00	25,361.78	(5,361.78)	0%	127%
TOTAL ELEMENTARY PROGRAM		2,231,109.00	549.93	1,054,291.77	1,176,817.23	0%	47%
SECONDARY SCHOOL PROGRAM							
100-515110	HS CERTIFIED SALARIES	866,807.00	0.00	438,084.35	428,722.65	0%	51%
100-515113	DRIVER EDUCATION SALARIES	5,000.00	0.00	0.00	5,000.00	0%	0%
100-515115	HS CLASSIFIED SALARIES	161,994.00	0.00	106,596.58	55,397.42	0%	66%
100-515160	HS SUBSTITUTE SALARIES	25,000.00	0.00	27,130.00	(2,130.00)	0%	109%
100-515200	HS FRINGE BENEFITS	33,036.00	0.00	10,663.98	22,372.02	0%	32%
100-515210	HS LIFE INSURANCE BENEFIT	1,602.00	0.00	857.83	744.17	0%	54%
100-515220	HS EMPLOYER FICA	83,525.00	0.00	44,261.34	39,263.66	0%	53%
100-515230	HEALTH INSURANCE - HS	128,964.00	0.00	74,252.18	54,711.82	0%	58%
100-515270	HS WORKER'S COMPENSATION	4,619.00	0.00	2,672.81	1,946.19	0%	58%
100-515280	HS SICK LEAVE BENEFIT	0.00	0.00	0.00	0.00	0%	0%
100-515290	HS PERSI BENEFIT	141,639.00	0.00	72,441.94	69,197.06	0%	51%
100-515313	GRANT FUNDED PURCHASED SERVICES	0.00	0.00	0.00	0.00	0%	0%
100-515321	COPIER RENTAL	5,000.00	482.89	3,566.91	1,433.09	10%	71%
100-515322	HS PURCHASE SERVICES	5,000.00	17.00	1,734.83	3,265.17	0%	35%
100-515380	HS TRAVEL	0.00	119.84	1,988.65	(1,988.65)	0%	0%
100-515410	H.S. FIXED MATERIALS	12,500.00	0.00	3,802.18	8,697.82	0%	30%
100-515411	TEACHER SUPPLIES	2,800.00	0.00	2,115.72	684.28	0%	76%
100-515412	DRIVERS ED. MATERIALS	300.00	0.00	0.00	300.00	0%	0%
100-515413	GRANT FUNDED SUPPLIES - FY24 - \$40,296	0.00	1,083.37	17,545.81	(17,545.81)	0%	0%
100-515417	MATERIALS -- ART	3,000.00	341.47	1,573.15	1,426.85	11%	52%
100-515421	MATERIALS -- MUSIC	7,500.00	0.00	2,702.05	4,797.95	0%	36%
100-515441	H.S. TEXTBOOKS	20,000.00	0.00	2,321.90	17,678.10	0%	12%
100-515116	SABG GRANT SALARIES	37,422.00	0.00	12,474.00	24,948.00	0%	33%
100-515216	SABG BENEFITS	19,025.00	0.00	2,522.98	16,502.02	0%	13%
100-515316	SABG PURCHASED SERVICES	19,197.00	537.94	7,341.46	11,855.54	3%	38%
100-515416	SABG SUPPLIES	5,645.00	0.00	0.00	5,645.00	0%	0%
TOTAL SECONDARY PROGRAM		1,589,575.00	2,582.51	836,650.65	752,924.35	0%	53%
SPECIAL EDUCATION PROGRAM							
100-521110	RESOURCE ROOM TEACHER SALARIES	283,629.00	0.00	145,151.46	138,477.54	0%	51%
100-521115	RESOURCE ROOM AIDES' SALARIES	50,664.00	0.00	29,981.88	20,682.12	0%	59%
100-521160	EXCEPT. CHILD CERT. SUBSTITUTES	15,000.00	0.00	840.00	14,160.00	0%	6%
100-521200	RESOURCE ROOM FRINGE BENEFITS	10,872.00	0.00	5,994.96	4,877.04	0%	55%
100-521210	EXCEPT. LIFE/EMP. ASSIST.	576.00	0.00	257.73	318.27	0%	45%
100-521220	EMPLOYER FICA	27,553.00	0.00	13,880.85	13,672.15	0%	50%
100-521230	HEALTH INSURANCE - EXCEPT CHILD	46,896.00	0.00	20,901.46	25,994.54	0%	45%
100-521270	WORKER'S COMPENSATION	1,523.00	0.00	837.06	685.94	0%	55%
100-521280	SICK LEAVE RETIRE.	0.00	0.00	0.00	0.00	0%	0%
100-521290	RETIREMENT BENEFIT	45,758.00	0.00	23,926.56	21,831.44	0%	52%
100-521300	TUITION TO N.I.C.H.	30,000.00	3,705.00	26,325.00	3,675.00	12%	88%
100-521310	SPED PURCHASED SERVICES	8,000.00	0.00	10.36	7,989.64	0%	0%
100-521380	TRAVEL - PURCHASED SVCS	0.00	0.00	0.00	0.00	0%	0%
100-521410	SPED SUPPLIES	6,000.00	0.00	5,002.54	997.46	0%	83%
100-521411	SPED TEACHER SUPPLIES	1,000.00	0.00	0.00	1,000.00	0%	0%
100-521440	SPED TEXTBOOKS	5,000.00	273.60	571.55	4,428.45	5%	11%
TOTAL SPECIAL EDUCATION PROGRAM		532,471.00	3,978.60	273,681.41	258,789.59	1%	51%

ACCT #	ACCT NAME	BUDGETED	MTD ACTIVITY	YTD ACTIVITY	BALANCE	MTD%	YTD%
SPECIAL EDUCATION PRESCHOOL PROGRAM							
100-522110	EXCEPTIONAL PRESCHOOL SALARIES	79,970.00	0.00	41,720.21	38,249.79	0%	52%
100-522160	EXCEPTIONAL PRESCHOOL SUBSTITUTES	2,000.00	0.00	0.00	2,000.00	0%	0%
100-522200	PRESCHOOL FRINGE BENEFITS	0.00	0.00	0.00	0.00	0%	0%
100-522210	PRESCHOOL LIFE/EMP. ASSIST.	192.00	0.00	94.14	97.86	0%	49%
100-522220	EMPLOYER FICA	6,271.00	0.00	3,189.03	3,081.97	0%	51%
100-522230	HEALTH INSURANCE - PRESCHOOL	23,448.00	0.00	11,120.65	12,327.35	0%	47%
100-522270	WORKER'S COMPENSATION	347.00	0.00	191.91	155.09	0%	55%
100-522280	SICK LEAVE RETIRE.	0.00	0.00	0.00	0.00	0%	0%
100-522290	RETIREMENT BENEFIT	10,780.00	0.00	5,316.22	5,463.78	0%	49%
100-522410	CLASSROOM SUPPLIES	350.00	0.00	0.00	350.00	0%	0%
100-522411	TEACHER SUPPLIES	200.00	0.00	0.00	200.00	0%	0%
	TOTAL PRESCHOOL PROGRAM	123,558.00	0.00	61,632.16	61,925.84	0%	50%
SCHOOL ACTIVITY PROGRAM							
100-532100	SCHOOL ACTIVITY SALARIES	131,622.00	0.00	92,094.30	39,527.70	0%	70%
100-532200	SCHOOL ACTIVITIES FRINGE BENEFITS	0.00	0.00	0.00	0.00	0%	0%
100-532210	EMPLOYEE LIFE INS	0.00	0.00	58.31	(58.31)	0%	0%
100-532220	EMPLOYER FICA	10,069.00	0.00	7,017.35	3,051.65	0%	70%
100-532230	HEALTH INSURANCE - SCHOOL ACTIVITIES	0.00	0.00	5,426.19	(5,426.19)	0%	0%
100-532270	WORKER'S COMPENSATION	557.00	0.00	408.48	148.52	0%	73%
100-532280	SICK LEAVE RETIRE.	0.00	0.00	0.00	0.00	0%	0%
100-532290	RETIREMENT BENEFIT	8,684.00	0.00	6,036.35	2,647.65	0%	70%
100-532310	SCHOOL ACT. DUES/SERVICES	5,000.00	0.00	0.00	5,000.00	0%	0%
100-532380	SCHOOL ACTIVITIES TRAVEL	15,000.00	5,932.04	7,915.17	7,084.83	40%	53%
100-532410	ACTIVITY SUPPLIES	20,000.00	0.00	2,242.00	17,758.00	0%	11%
100-532550	ATHLETIC EQUIPMENT	0.00	0.00	0.00	0.00	0%	0%
	TOTAL SCHOOL ACTIVITY PROGRAM	190,932.00	5,932.04	121,198.15	69,733.85	3%	63%
ATTENDANCE, GUIDANCE, & HEALTH PROGRAM							
100-611110	COUNSELING SALARIES - ELEMENTARY	67,717.00	0.00	34,202.96	33,514.04	0%	51%
100-611111	GUIDANCE SALARIES - SECONDARY	88,046.00	0.00	44,454.48	43,591.52	0%	50%
100-611200	GUIDANCE FRINGE BENEFITS	15,078.00	0.00	7,539.00	7,539.00	0%	50%
100-611210	GUIDANCE LIFE/EMP. ASSIST.	192.00	0.00	90.91	101.09	0%	47%
100-611220	EMPLOYER FICA	13,069.00	0.00	6,581.42	6,487.58	0%	50%
100-611230	HEALTH INSURANCE - GUIDANCE	0.00	0.00	0.00	0.00	0%	0%
100-611270	WORKER'S COMPENSATION	723.00	0.00	396.48	326.52	0%	55%
100-611280	SICK LEAVE RETIRE.	0.00	0.00	0.00	0.00	0%	0%
100-611290	RETIREMENT BENEFIT	23,029.00	0.00	11,619.26	11,409.74	0%	50%
100-611310	HEALTH/GUIDANCE PURCHASE SERVICES	4,500.00	0.00	0.00	4,500.00	0%	0%
100-611380	GUIDANCE TRAVEL	0.00	0.00	0.00	0.00	0%	0%
100-611410	ATTEND./GUIDANCE/HEALTH-ELEMENT.	500.00	0.00	0.00	500.00	0%	0%
100-611411	TEACHER SUPPLY - GUIDANCE	200.00	0.00	0.00	200.00	0%	0%
	TOTAL GUIDANCE PROGRAM	213,054.00	0.00	104,884.51	108,169.49	0%	49%
SPECIAL EDUCATION SUPPORT SERVICES PROGRAM							
100-616110	ANCILLARY SALARIES - CDS & PSYCOL.	123,827.00	0.00	141,809.46	(17,982.46)	0%	115%
100-616115	NON CERT ANCILLARY SALARY	168,821.00	0.00	135,973.45	32,847.55	0%	81%
100-616200	ANCILLARY FRINGE BENEFITS	8,531.00	0.00	4,265.46	4,265.54	0%	50%
100-616210	EMPLOYEE LIFE INSUR	672.00	0.00	585.61	86.39	0%	87%
100-616220	EMPLOYER FICA	23,040.00	0.00	21,513.78	1,526.22	0%	93%
100-616230	HEALTH INSURANCE - ANCILLARY	52,758.00	0.00	49,366.77	3,391.23	0%	94%
100-616270	WORKER'S COMPENSATION	1,274.00	0.00	1,297.43	(23.43)	0%	102%
100-616280	SICK LEAVE RETIRE.	0.00	0.00	0.00	0.00	0%	0%
100-616290	RETIREMENT BENEFIT	38,033.00	0.00	32,890.03	5,142.97	0%	86%
100-616300	CDS CONTRACT	87,500.00	7,521.00	101,534.49	(14,034.49)	9%	116%
100-616410	ANCILLARY SUPPLIES	0.00	0.00	0.00	0.00	0%	0%
	TOTAL ANCILLARY	504,456.00	7,521.00	489,236.48	15,219.52	1%	97%

ACCT #	ACCT NAME	BUDGETED	MTD ACTIVITY	YTD ACTIVITY	BALANCE	MTD%	YTD%
INSTRUCTIONAL IMPROVEMENT PROGRAM							
100-621110	SALARIES - INSTRUCTIONAL IMPROVEME	0.00	0.00	0.00	0.00	0%	0%
100-621115	SALARIES - N/C INSTR IMPROVE	0.00	0.00	0.00	0.00	0%	0%
100-621200	FRINGE	0.00	0.00	0.00	0.00	0%	0%
100-621210	LIFE	0.00	0.00	0.00	0.00	0%	0%
100-621220	FICA	0.00	0.00	0.00	0.00	0%	0%
100-621230	HEALTH INSURANCE	0.00	0.00	0.00	0.00	0%	0%
100-621270	WORKERS COMP	0.00	0.00	0.00	0.00	0%	0%
100-621280	UUSL	0.00	0.00	0.00	0.00	0%	0%
100-621290	PERSI	0.00	0.00	0.00	0.00	0%	0%
100-621310	INSTRUCT. IMPROVE. - CREDIT REIMB	13,550.00	165.00	1,743.50	11,806.50	1%	13%
100-621311	INSTRUCTIONAL IMPROVEMENT PURCHASED SERVIC	20,000.00	0.00	0.00	20,000.00	0%	0%
100-621380	TRAVEL/TRNG.	0.00	0.00	720.92	(720.92)	0%	0%
100-621410	MENTORING SUPPLIES	100.00	0.00	315.92	(215.92)	0%	316%
	TOTAL INSTRUCTION IMPROVEMENT	33,650.00	165.00	2,780.34	30,869.66	0%	8%
EDUCATIONAL MEDIA PROGRAM							
100-622110	LIBRARY SALARIES - ELEMEN & SECOND	0.00	0.00	0.00	0.00	0%	0%
100-622111	AUDIOVISUAL SALARIES - ELEM & SEC	0.00	0.00	0.00	0.00	0%	0%
100-622115	LIBRARY CLASSIFIED SALARIES	65,754.00	0.00	33,474.06	32,279.94	0%	51%
100-622160	LIBRARY SUBSTITUTES	1,000.00	0.00	0.00	1,000.00	0%	0%
100-622200	LIBRARY FRINGE BENEFITS	0.00	0.00	0.00	0.00	0%	0%
100-622210	LIB./TECH. LIFE/EMP. ASSIST.	192.00	0.00	91.88	100.12	0%	48%
100-622220	EMPLOYER FICA	5,107.00	0.00	2,560.76	2,546.24	0%	50%
100-622230	HEALTH INSURANCE - MEDIA	23,448.00	0.00	10,852.88	12,595.12	0%	46%
100-622270	WORKER'S COMPENSATION	282.00	0.00	154.01	127.99	0%	55%
100-622280	SICK LEAVE RETIRE.	0.00	0.00	0.00	0.00	0%	0%
100-622290	RETIREMENT BENEFIT	7,864.00	0.00	4,003.49	3,860.51	0%	51%
100-622323	VALNET COMMUNICATIONS	7,000.00	0.00	3,637.50	3,362.50	0%	52%
100-622410	LIBRARY MATERIALS--ELEMENTARY	5,000.00	0.00	2,747.12	2,252.88	0%	55%
100-622412	LIBRARY MATERIALS--SECONDARY	5,000.00	667.54	1,868.16	3,131.84	13%	37%
	TOTAL EDUCATIONAL MEDIA PROGRAM	120,647.00	667.54	59,389.86	61,257.14	1%	49%
INSTRUCTIONAL RELATED TECHNOLOGY							
100-623115	TECHNOLOGY SALARY	77,836.00	0.00	40,415.05	37,420.95	0%	52%
100-623200	TECHNOLOGY FRINGE BENEFITS	0.00	0.00	0.00	0.00	0%	0%
100-623210	TECHNOLOGY LIFE BENEFIT	96.00	0.00	49.18	46.82	0%	51%
100-623220	TECHNOLOGY FICA BENEFIT	5,954.00	0.00	3,091.48	2,862.52	0%	52%
100-623230	HEALTH INSURANCE - TECHNOLOGY	11,724.00	0.00	5,808.01	5,915.99	0%	50%
100-623270	TECHNOLOGY WORKERS COMP.	329.00	0.00	185.88	143.12	0%	56%
100-623280	TECHNOLOGY SICK LEAVE BENEFIT	0.00	0.00	0.00	0.00	0%	0%
100-623290	TECHNOLOGY PERSI BENEFIT	8,995.00	0.00	4,847.33	4,147.67	0%	54%
100-623310	TECHNOLOGY PURCHASED SERVICES	20,000.00	0.00	13,374.33	6,625.67	0%	67%
100-623323	TECHNOLOGY INTERNET COMMUNICATIONS	40,000.00	303.00	40,257.00	(257.00)	1%	101%
100-623410	TECHNOLOGY SUPPLIES/MATERIALS	5,000.00	0.00	20,226.88	(15,226.88)	0%	405%
100-623411	TECHNOLOGY-ELEMENTARY	35,000.00	2,101.59	38,639.30	(3,639.30)	6%	110%
100-623412	TECHNOLOGY SECONDARY	35,000.00	2,101.61	11,024.93	23,975.07	6%	31%
100-623413	TECHNOLOGY - EXCEPTIONAL CHILD	5,000.00	0.00	5,008.36	(8.36)	0%	100%
100-623550	TECHNOLOGY - CAPITAL OUTLAY	0.00	0.00	0.00	0.00	0%	0%
	TOTAL INSTRUCTIONAL TECHNOLOGY	244,934.00	4,506.20	182,927.73	62,006.27	2%	75%
BOARD OF EDUCATION PROGRAM							
100-631115	CLERK-TREASURER SALARIES--BD OF ED	0.00	0.00	0.00	0.00	0%	0%
100-631200	BOARD FRINGE BENEFITS	0.00	0.00	0.00	0.00	0%	0%
100-631210	EMPLOYEE LIFE BENEFIT	0.00	0.00	0.00	0.00	0%	0%
100-631220	EMPLOYER FICA	0.00	0.00	0.00	0.00	0%	0%
100-631230	HEALTH INSURANCE - CLERK	0.00	0.00	0.00	0.00	0%	0%
100-631270	WORKER'S COMPENSATION	0.00	0.00	0.00	0.00	0%	0%
100-631280	SICK LEAVE RETIRE.	0.00	0.00	0.00	0.00	0%	0%
100-631290	RETIREMENT BENEFIT	0.00	0.00	0.00	0.00	0%	0%
100-631310	BOARD PURCH. SERVICE	40,000.00	1,664.63	36,817.19	3,182.81	4%	92%
100-631410	SUPPLIES - SCHOOL BOARD	750.00	36.57	448.27	301.73	5%	60%
	TOTAL BOARD OF EDUCATION PROGRAM	40,750.00	1,701.20	37,265.46	3,484.54	4%	91%

ACCT #	ACCT NAME	BUDGETED	MTD ACTIVITY	YTD ACTIVITY	BALANCE	MTD%	YTD%
DISTRICT ADMINISTRATION PROGRAM							
100-632110	DISTRICT ADMINISTRATION SALARIES	144,133.00	0.00	96,088.64	48,044.36	0%	67%
100-632115	DISTRICT ADMIN. CLASSIFIED	0.00	0.00	0.00	0.00	0%	0%
100-632200	DISTRICT FRINGE BENEFITS	0.00	0.00	0.00	0.00	0%	0%
100-632210	DISTRICT LIFE/EMP. ASSIST.	240.00	0.00	160.00	80.00	0%	67%
100-632220	EMPLOYER FICA	11,026.00	0.00	7,330.73	3,695.27	0%	66%
100-632230	HEALTH INSURANCE - DISTRICT ADMIN	11,724.00	0.00	7,636.16	4,087.84	0%	65%
100-632270	WORKER'S COMPENSATION	610.00	0.00	442.00	168.00	0%	72%
100-632280	SICK LEAVE RETIRE.	0.00	0.00	0.00	0.00	0%	0%
100-632290	RETIREMENT BENEFIT	19,429.00	0.00	12,952.72	6,476.28	0%	67%
100-632310	BANK FEES / GRANT SVCS	25,000.00	1,039.44	6,878.64	18,121.36	4%	28%
100-632322	COPIER RENTAL	4,000.00	405.37	3,014.57	985.43	10%	75%
100-632333	DISTRICT COMMUNICATIONS	10,000.00	96.21	2,851.79	7,148.21	1%	29%
100-632380	DISTRICT TRAVEL--GENERAL	15,000.00	0.00	17,926.87	(2,926.87)	0%	120%
100-632390	DISTRICT PURCHASED SERVICES	17,500.00	451.65	12,702.04	4,797.96	3%	73%
100-632410	DISTRICT SUPPLIES	3,000.00	0.00	2,495.89	504.11	0%	83%
100-632412	DISTRICT SUBSCRIPTIONS	0.00	0.00	397.08	(397.08)	0%	0%
	TOTAL DISTRICT ADMINISTRATION	261,662.00	1,992.67	170,877.13	90,784.87	1%	65%
SCHOOL ADMINISTRATION PROGRAM							
100-641110	SCHOOL ADMIN SALARIES	213,377.00	0.00	106,689.00	106,688.00	0%	50%
100-641115	ADMINISTRATIVE NON-CERTIFIED	104,130.00	0.00	60,557.20	43,572.80	0%	58%
100-641200	SCHOOL ADMIN FRINGE BENEFITS	8,531.00	0.00	4,265.46	4,265.54	0%	50%
100-641210	SCHOOL ADMIN. LIFE/EMP. ASSIST.	727.00	0.00	333.33	393.67	0%	46%
100-641220	EMPLOYER FICA	24,942.00	0.00	13,050.14	11,891.86	0%	52%
100-641230	HEALTH INSURANCE - SCHOOL ADMIN	41,871.00	0.00	13,864.33	28,006.67	0%	33%
100-641270	WORKER'S COMPENSATION	1,379.00	0.00	788.95	590.05	0%	57%
100-641280	SICK LEAVE RETIRE.	0.00	0.00	0.00	0.00	0%	0%
100-641290	RETIREMENT BENEFIT	42,367.00	0.00	21,465.47	20,901.53	0%	51%
100-641323	SCHOOL COMMUNICATIONS	16,000.00	698.42	10,325.82	5,674.18	4%	65%
100-641380	SCHOOL ADMIN. TRAVEL	0.00	0.00	0.00	0.00	0%	0%
100-641410	ELEMENT. ADMIN. MATERIALS	2,000.00	0.00	2,314.53	(314.53)	0%	116%
100-641411	SECOND. ADMIN. MATERIALS	2,600.00	244.76	2,170.58	429.42	9%	83%
100-641412	DUES/SUBSCRIPTIONS/REGISTRATIONS	0.00	0.00	0.00	0.00	0%	0%
	TOTAL SCHOOL ADMINISTRATION	457,924.00	943.18	235,824.81	222,099.19	0%	51%
BUSINESS OPERATIONS PROGRAM							
100-651115	SALARIES - BUSINESS OPERATIONS	83,440.00	0.00	46,835.52	36,604.48	0%	56%
100-651200	FRINGE	10,317.00	0.00	6,878.00	3,439.00	0%	67%
100-651210	LIFE INS BENEFIT	96.00	0.00	64.91	31.09	0%	68%
100-651220	EMPLOYER FICA	7,172.00	0.00	4,092.49	3,079.51	0%	57%
100-651230	HEALTH INSURANCE	0.00	0.00	85.51	(85.51)	0%	0%
100-651270	WORKER'S COMPENSATION	397.00	0.00	246.97	150.03	0%	62%
100-651280	SICK LEAVE RETIREMENT	0.00	0.00	0.00	0.00	0%	0%
100-651290	PERSI	11,370.00	0.00	6,421.51	4,948.49	0%	56%
100-651310	PURCHASED SERVICES	68,000.00	0.00	53,482.08	14,517.92	0%	79%
100-651311	MEDICAID BILLING SERVICES	22,179.00	0.00	12,792.25	9,386.75	0%	58%
100-651380	TRAVEL / TRAINING	4,000.00	0.00	1,884.27	2,115.73	0%	47%
100-651410	SUPPLIES	2,000.00	0.00	515.89	1,484.11	0%	26%
	TOTAL BUSINESS OPERATIONS	208,971.00	0.00	133,299.40	75,671.60	0%	64%

ACCT #	ACCT NAME	BUDGETED	MTD ACTIVITY	YTD ACTIVITY	BALANCE	MTD%	YTD%
BUILDING CUSTODIAL CARE PROGRAM							
100-661115	CUSTODIAL SALARIES	179,597.00	0.00	135,755.16	43,841.84	0%	76%
100-661165	CUSTODIAL SUBSTITUTES	12,000.00	0.00	612.88	11,387.12	0%	5%
100-661200	CUSTODIAL FRINGE BENEFITS	0.00	0.00	0.00	0.00	0%	0%
100-661210	CUSTODIAL LIFE/EMP. ASSIST.	288.00	0.00	249.61	38.39	0%	87%
100-661220	EMPLOYER FICA	14,657.00	0.00	10,419.25	4,237.75	0%	71%
100-661230	HEALTH INSURANCE - CUSTODIAL	46,896.00	0.00	29,799.61	17,096.39	0%	64%
100-661270	WORKER'S COMPENSATION	6,418.00	0.00	5,553.02	864.98	0%	87%
100-661280	SICK LEAVE RETIRE.	0.00	0.00	0.00	0.00	0%	0%
100-661290	RETIREMENT BENEFIT	21,480.00	0.00	14,227.13	7,252.87	0%	66%
100-661322	CUSTODIAL PURCHASED SERVICES	0.00	0.00	0.00	0.00	0%	0%
100-661330	UTILITIES	240,000.00	20,868.65	168,224.03	71,775.97	9%	70%
100-661410	CUSTODIAL SUPPLIES	35,000.00	614.60	26,869.50	8,130.50	2%	77%
100-661710	PROPERTY/LIABILITY INSURANCE	58,150.00	0.00	58,150.00	0.00	0%	100%
100-661711	LIABILITY INSURANCE	0.00	0.00	0.00	0.00	0%	0%
	TOTAL CUSTODIAL	614,486.00	21,483.25	449,860.19	164,625.81	3%	73%
MAINTENANCE - BUILDINGS-NON-STUDENT OCCUPIE							
100-663310	PURCHASE SERV.--MAINT/BUS BARN	5,000.00	25.46	12,000.60	(7,000.60)	1%	240%
100-663311	PURCHASE SERV.--ELEM. NON-OCCUP.	0.00	0.00	0.00	0.00	0%	0%
100-663312	PURCHASE SERV.--SECOND.-NON-OCCUP.	0.00	0.00	37.97	(37.97)	0%	0%
100-663315	PURCHASE SERV.--DIST.-NON-OCCUP.	0.00	0.00	0.00	0.00	0%	0%
100-663330	MAINT. BLDG. UTILITIES	500.00	0.00	0.00	500.00	0%	0%
100-663410	MATERIALS--MAINT/BUS BARN FAC.	3,000.00	1,484.28	18,849.52	(15,849.52)	49%	628%
100-663415	MATERIALS--DIST.-NON-OCCUP.	0.00	0.00	0.00	0.00	0%	0%
	TOTAL MAINTENANCE - NON STU OCC	8,500.00	1,509.74	30,888.09	22,388.09CR	18%	363%
MAINTENANCE - BUILDINGS-STUDENT OCCUPIED							
100-664115	GENERAL MAINTENANCE SALARIES	129,242.00	0.00	89,140.74	40,101.26	0%	69%
100-664200	MAINTENANCE FRINGE BENEFITS	6,785.00	0.00	6,178.97	606.03	0%	91%
100-664210	MAINTENANCE LIFE/EMP. ASSIST.	144.00	0.00	122.73	21.27	0%	85%
100-664220	EMPLOYER FICA	10,406.00	0.00	7,105.02	3,300.98	0%	68%
100-664230	HEALTH INSURANCE - MAINT	11,724.00	0.00	8,212.39	3,511.61	0%	70%
100-664270	WORKER'S COMPENSATION	4,556.00	0.00	3,337.17	1,218.83	0%	73%
100-664280	SICK LEAVE RETIRE.	0.00	0.00	0.00	0.00	0%	0%
100-664290	RETIREMENT BENEFIT	14,119.00	0.00	11,212.45	2,906.55	0%	79%
100-664310	PURCHASE SERVICE--MAINT/BUS BARN	500.00	0.00	1,793.00	(1,293.00)	0%	359%
100-664311	PURCHASE SERVICE--ELEMENTARY	45,458.00	861.56	53,060.40	(7,602.40)	2%	117%
100-664312	PURCHASE SERVICE--SECONDARY	40,000.00	268.95	35,084.91	4,915.09	1%	88%
100-664410	MATERIALS--MAINT./BUS BARN	2,000.00	91.84	7,890.76	(5,890.76)	5%	395%
100-664411	MATERIALS--ELEMENTARY	10,000.00	0.00	27,011.74	(17,011.74)	0%	270%
100-664412	MATERIALS--SECONDARY	10,000.00	0.00	7,080.11	2,919.89	0%	71%
100-664415	MATERIALS--PRESCHOOL/KIND.	500.00	0.00	0.00	500.00	0%	0%
100-664550	MAINTENANCE CAPITAL OUTLAY	0.00	0.00	0.00	0.00	0%	0%
	TOTAL MAINTENANCE	285,434.00	1,222.35	257,230.39	28,203.61	0%	90%
MAINTENANCE - GROUNDS							
100-665310	PURCHASE SERVICE--GROUNDS	25,000.00	5,856.00	16,843.58	8,156.42	23%	67%
100-665410	MATERIALS--GROUNDS	20,000.00	24.02	7,908.79	12,091.21	0%	40%
100-665550	GROUNDS - CAPITAL OUTLAY	0.00	0.00	61,815.00	(61,815.00)	0%	0%
	TOTAL GROUNDS CARE	45,000.00	5,880.02	86,567.37	41,567.37CR	13%	192%
SECURITY/SAFETY PROGRAM							
100-667310	SCHOOL SAFETY PURCH SERVICES	0.00	0.00	746.00	(746.00)	0%	0%
100-667410	SECURITY SUPPLIES	7,500.00	0.00	193.56	7,306.44	0%	3%
100-667550	SECURITY - CAPITAL OUTLAY	0.00	0.00	0.00	0.00	0%	0%
	TOTAL SCHOOL SAFETY	7,500.00	0.00	939.56	6,560.44	0%	13%

ACCT #	ACCT NAME	BUDGETED	MTD ACTIVITY	YTD ACTIVITY	BALANCE	MTD%	YTD%
PUPIL-TO-SCHOOL TRANSPORTATION PROGRAM							
100-681115	TRANSP.SALARIES--TO SCHOOL @ 50%	105,223.00	0.00	49,965.66	55,257.34	0%	47%
100-681120	TRANSP.SALARIES--MECHANIC @ 85%	0.00	0.00	0.00	0.00	0%	0%
100-681125	TRANSP.SALARIES--SUPV. @ 50%	59,176.00	0.00	26,073.64	33,102.36	0%	44%
100-681165	TRANSP.SALARIES--SUBS @ 50%	2,500.00	0.00	366.24	2,133.76	0%	15%
100-681200	TRANSP.FRINGE BENEFITS @ 50%	11,698.00	0.00	4,193.81	7,504.19	0%	36%
100-681210	TRANSP.LIFE INSURANCE @ 50%	192.00	0.00	206.97	(14.97)	0%	108%
100-681220	TRANSP.EMPLOYER FICA/MDC @ 50%	13,663.00	0.00	6,075.13	7,587.87	0%	44%
100-681230	HEALTH INSURANCE - TRANSP - 50%	11,724.00	0.00	11,041.23	682.77	0%	94%
100-681270	TRANSP.WORKERS COMP @ 50%	4,291.00	0.00	2,029.64	2,261.36	0%	47%
100-681280	TRANSP.SICK LEAVE @ 50%	0.00	0.00	0.00	0.00	0%	0%
100-681290	TRANSP.PERSI BENEFIT @ 50%	22,116.00	0.00	7,809.52	14,306.48	0%	35%
100-681310	BUS CONTRACT REPAIRS @ 85%	40,000.00	200.00	30,170.70	9,829.30	1%	75%
100-681311	PHYSICALS/DRUG TESTING @ 50%	2,500.00	0.00	825.00	1,675.00	0%	33%
100-681312	PHYSICALS/DRUG TESTING @ 85%	0.00	0.00	0.00	0.00	0%	0%
100-681317	TRAINING-DIST./IAPT/STN/NAPT @ 50%	400.00	0.00	3,009.38	(2,609.38)	0%	752%
100-681318	TRAINING SDE DRIVER/TECH.@ 85%	0.00	0.00	0.00	0.00	0%	0%
100-681319	BUS BARN UTILITIES @ 50%	15,000.00	248.82	10,047.87	4,952.13	2%	67%
100-681320	TRANSP. 100% CELL PHONE @ 50%	300.00	0.00	0.00	300.00	0%	0%
100-681345	TRANSP.IN-LIEU-OF @ 50%	500.00	0.00	0.00	500.00	0%	0%
100-681380	TRAVEL-SDE DRIVER/TECH TRGN @ 85%	0.00	0.00	0.00	0.00	0%	0%
100-681381	TRAVEL-DIST/IAPT/STN/NAPT @ 50%	0.00	0.00	0.00	0.00	0%	0%
100-681410	TECHN. COVERALLS/RAGS @ 50%	500.00	1,847.72	1,847.72	(1,347.72)	370%	370%
100-681420	TRANSP. BUS FUEL/FLUIDS @ 50%	22,500.00	0.00	13,404.11	9,095.89	0%	60%
100-681424	TRANSP. BUS OILS/LUBRICANTS @ 85%	2,000.00	0.00	0.00	2,000.00	0%	0%
100-681425	BUS REPAIR PARTS @ 85%	10,000.00	0.00	3,704.24	6,295.76	0%	37%
100-681426	BUS OFFICE SUPPLIES/POSTAGE @ 50%	0.00	0.00	0.00	0.00	0%	0%
100-681429	HAND TOOLS @ 85% - 400 CAP	0.00	0.00	0.00	0.00	0%	0%
100-681500	TRANSP - CAPITAL OUTLAY	0.00	0.00	0.00	0.00	0%	0%
100-681710	TRANSP. FACILITY INS.--@ 50%	0.00	0.00	0.00	0.00	0%	0%
	TOTAL PUPIL TO SCHOOL TRANSPORTATION	324,283.00	2,296.54	170,770.86	153,512.14	1%	53%
PUPIL-ACTIVITY TRANSPORTATION PROGRAM							
100-682115	TRANSP.SALARIES--ACTIVITY/SHUTTLE	20,000.00	0.00	8,753.53	11,246.47	0%	44%
100-682200	TRANS - ACTIVITY - FRINGE	0.00	0.00	0.00	0.00	0%	0%
100-682210	TRANS - ACTIVITY - LIFE	0.00	0.00	17.30	(17.30)	0%	0%
100-682220	TRANS - ACTIVITY - FICA	1,530.00	0.00	660.18	869.82	0%	43%
100-682230	TRANS - ACTIVITY - HEALTH INS	0.00	0.00	1,081.87	(1,081.87)	0%	0%
100-682270	WORK COMP	480.00	0.00	214.39	265.61	0%	45%
100-682280	TRANS - ACTIVITY - UUSL	0.00	0.00	0.00	0.00	0%	0%
100-682290	TRANS - ACTIVITY - PERSI	2,392.00	0.00	1,133.91	1,258.09	0%	47%
100-682310	PURCHASE SERVICES--NON ALLOW	500.00	0.00	105.00	395.00	0%	21%
100-682410	TRANSPORTATION MAT'LS--NON-ALLOW.	2,000.00	400.25	606.55	1,393.45	20%	30%
	TOTAL ACTIVITY TRANSPORTATION	26,902.00	400.25	12,572.73	14,329.27	1%	47%
GENERAL TRANSPORTATION PROGRAM							
100-683310	PURCHASE SERVICES-NON ALLOWABLE	2,000.00	0.00	166.94	1,833.06	0%	8%
100-683410	SUPPLIES-NON ALLOWABLE	2,000.00	0.00	59.90	1,940.10	0%	3%
	TOTAL GENERAL TRANSPORTATION	4,000.00	0.00	226.84	3,773.16	0%	6%
FOOD SERVICES PROGRAM							
100-710220	FOOD EMPLOYER FICA	13,917.00	0.00	8,628.29	5,288.71	0%	62%
	TOTAL NON-INSTRUCTION	13,917.00	0.00	8,628.29	5,288.71	0%	62%
CAPITAL ASSETS							
100-810520	CAPITAL OUTLAY - BUILDINGS	0.00	0.00	0.00	0.00	0%	0%
100-810540	CAPITAL OUTLAY - VEHICLES	0.00	0.00	0.00	0.00	0%	0%
	TOTAL CAPITAL OUTLAY	0.00	0.00	0.00	0.00	0%	0%
100-920821	TRANSFER TO BUS DEPRECIATION FUND	32,315.00	0.00	0.00	32,315.00	0%	0%
100-920810	TRANSFER TO MEDICAID FUND	106,716.00	0.00	0.00	106,716.00	0%	0%
100-920800	TRANSFERS TO OTHER FUNDS	0.00	0.00	0.00	0.00	0%	0%
100-950800	CONTINGENCY RESERVE	432,775.00	0.00	0.00	432,775.00	0%	0%
	TOTAL OTHER	571,806.00	0.00	0.00	571,806.00	0%	0%
	TOTAL EXPENDITURES	8,655,521.00	63,332.02	4,781,624.18	3,873,896.82	1%	55%
GRANTS - NEZ PERCE TRIBE & OTHERS							
232-320000	BEGINNING BALANCE - BUDGET	75,000.00CR	0.00	0.00	75,000.00CR	0%	0%
232-415000	INVESTMENT EARNINGS	1,200.00CR	0.00	1,895.22CR	695.22	0%	158%
232-419900	GRANT REVENUE - NPT & OTHERS	0.00	0.00	69,243.00CR	69,243.00	0%	0%
232-443000	FEDERAL GRANT REVENUE	0.00	0.00	0.00	0.00	0%	0%
232-460000	INTERFUND TRANSFER	0.00	0.00	0.00	0.00	0%	0%
	TOTAL REVENUE	76,200.00CR	0.00	71,138.22CR	5,061.78CR	0%	93%

ACCT #	ACCT NAME	BUDGETED	MTD ACTIVITY	YTD ACTIVITY	BALANCE	MTD%	YTD%
232-515113	ADVANCED OPS - SALARIES	0.00	0.00	350.76	(350.76)	0%	0%
232-515223	ADVANCED OPS - BENEFITS	0.00	0.00	28.45	(28.45)	0%	0%
232-515273	ADVANCED OPS - WORKERS COMP	0.00	0.00	0.00	0.00	0%	0%
232-515115	NATIVE ARTS SALARY	6,000.00	0.00	4,120.32	1,879.68	0%	69%
232-515220	BENEFITS	450.00	0.00	315.21	134.79	0%	70%
232-515270	WORKERS COMP	0.00	0.00	0.00	0.00	0%	0%
232-515117	CD'A TRIBE NATIVE ARTS SALARIES	0.00	0.00	0.00	0.00	0%	0%
232-515217	LIFE - CD'A N/A GRANT	0.00	0.00	0.00	0.00	0%	0%
232-515227	FICA - CD'A N/A FUND	0.00	0.00	0.00	0.00	0%	0%
232-515237	CD'A TRIBE GRANT HEALTH INS	0.00	0.00	0.00	0.00	0%	0%
232-515277	WORKERS COMP - CD'A N/A GRANT	0.00	0.00	0.00	0.00	0%	0%
232-515297	PERSI - CD'A N/A GRANT	0.00	0.00	0.00	0.00	0%	0%
232-515300	HIGH SCHOOL PURCHASED SERVICES	0.00	0.00	0.00	0.00	0%	0%
232-515410	HIGH SCHOOL SUPPLIES	14,935.00	0.00	0.00	14,935.00	0%	0%
232-515312	P/S - NPT NATIVE ARTS GRANT	10,000.00	330.40	2,253.29	7,746.71	3%	23%
232-515313	P/S - COLLEGE & CAREER READINESS	5,000.00	0.00	2,090.44	2,909.56	0%	42%
232-515314	P/S - CTE BUILDING	0.00	0.00	0.00	0.00	0%	0%
232-515315	P/S - NPT MS READING GRANT	2,600.00	0.00	0.00	2,600.00	0%	0%
232-515316	P/S NPT-CULTURALLY RESPONSIVE	0.00	0.00	0.00	0.00	0%	0%
232-515317	P/S - ELEM SPED SUPPORT	0.00	0.00	975.00	(975.00)	0%	0%
232-515318	P/S - MHS CSI SUPPORT	0.00	0.00	0.00	0.00	0%	0%
232-515319	P/S - TEACHING FOR TOLERANCE	5,000.00	0.00	0.00	5,000.00	0%	0%
232-515320	P/S - ATTENDANCE COMMITTEE EMERGENCY FUNDS	6,100.00	0.00	150.53	5,949.47	0%	2%
232-515322	P/S - NPT NATURAL HELPERS	0.00	0.00	0.00	0.00	0%	0%
232-515323	P/S - NPT MENTOR ARTISTS & PLAYWRIGHTS	0.00	0.00	0.00	0.00	0%	0%
232-515412	SUPPLIES - NPT GRANT NATIVE ARTS	10,000.00	777.54	3,107.96	6,892.04	8%	31%
232-515413	SUPPLIES - COLLEGE & CAREER READINESS	5,000.00	1,710.00	6,033.43	(1,033.43)	34%	121%
232-515414	SUPPLIES - NPT - CTE BUILDING	0.00	0.00	24.98CR	24.98	0%	0%
232-515415	SUPPLIES-NPT MS READING	2,500.00	0.00	0.00	2,500.00	0%	0%
232-515416	SUPPLIES-NPT- CULTURALLY RESPONSIVE	0.00	1,079.23	1,457.02	(1,457.02)	0%	0%
232-515417	SUPPLIES - ELEM SPED SUPPORT	0.00	0.00	3,934.14	(3,934.14)	0%	0%
232-515418	SUPPLIES - MHS CSI SUPPORT	0.00	0.00	0.00	0.00	0%	0%
232-515419	SUPPLIES - TEACHING FOR TOLERANCE	2,500.00	0.00	0.00	2,500.00	0%	0%
232-515420	SUPPLIES-ATTENDANCE COMMITTEE EMERGENCY	6,115.00	0.00	33.55	6,081.45	0%	1%
232-515422	SUPPLIES - NPT NATURAL HELPERS	0.00	0.00	0.00	0.00	0%	0%
232-515423	SUPPLIES-NPT MENTOR ARTISTS PLAYWRIGHTS	0.00	0.00	0.00	0.00	0%	0%
232-515550	CAPITAL EQUIPMENT	0.00	0.00	0.00	0.00	0%	0%
TOTAL EXPENDITURES		76,200.00	3,897.17	24,825.12	51,374.88	5%	33%
NEZPERCE TRIBE JOB SKILLS							
235-320000	JOB SKILLS CARRYOVER	5,700.00CR	0.00	0.00	5,700.00CR	0%	0%
235-419900	NEZPERCE TRIBE SPECIAL SERVICE GRT	0.00	0.00	0.00	0.00	0%	0%
TOTAL REVENUE		5,700.00CR	0.00	0.00	5,700.00CR	0%	0%
235-515115	JOB SKILLS SALARY	5,274.00	0.00	390.00	4,884.00	0%	7%
235-515220	JOB SKILLS EMPLOYER FICA	402.00	0.00	29.82	372.18	0%	7%
235-515270	JOB SKILLS WORKERS COMP	24.00	0.00	1.80	22.20	0%	8%
235-521310	JOB SKILLS	0.00	0.00	0.00	0.00	0%	0%
TOTAL EXPENDITURES		5,700.00	0.00	421.62	5,278.38	0%	7%

ACCT #	ACCT NAME	BUDGETED	MTD ACTIVITY	YTD ACTIVITY	BALANCE	MTD%	YTD%
IDAHO CAREER READY STUDENTS GRANT							
242-439000	ICRS REVENUE	1,278,843.00CR	0.00	0.00	1,278,843.00CR	0%	0%
	TOTAL REVENUE	1,278,843.00CR	0.00	0.00	1,278,843.00CR	0%	0%
=====							
242-519500	ICRS CAPITAL EXPENDITURES	1,278,843.00	0.00	0.00	1,278,843.00	0%	0%
	TOTAL EXPENDITURES	1,278,843.00	0.00	0.00	1,278,843.00	0%	0%
=====							
STATE VOCATIONAL							
243-432410	STATE CTE -- AG. PROGRAM	13,676.89CR	0.00	12,510.89CR	1,166.00CR	0%	91%
243-432420	STATE VOC. ED.--BUSINESS PROGRAM	12,015.36CR	0.00	10,981.69CR	1,033.67CR	0%	91%
	TOTAL REVENUE	25,692.25CR	0.00	23,492.58CR	2,199.67CR	0%	91%
=====							
243-515112	VOC. ED. AG. SALARIES	3,747.00	0.00	0.00	3,747.00	0%	0%
243-515210	EMPLOYEE ASSIST. PLAN	0.00	0.00	0.00	0.00	0%	0%
243-515200	VOC. ED. FRINGE BENEFIT	0.00	0.00	0.00	0.00	0%	0%
243-515220	VOC. ED. EMPLOYER FICA	159.00	0.00	0.00	159.00	0%	0%
243-515230	HEALTH INSURANCE - VOC ED	0.00	0.00	0.00	0.00	0%	0%
243-515270	VOC. ED. WORKERS COMPENSATION	8.00	0.00	0.00	8.00	0%	0%
243-515280	VOC. ED. SICK LEAVE BENEFIT	0.00	0.00	0.00	0.00	0%	0%
243-515290	VOC. ED. PERSI BENEFIT	280.00	0.00	0.00	280.00	0%	0%
243-515382	VOC. ED. TRAVEL--AG. PROGRAM	2,000.00	0.00	0.00	2,000.00	0%	0%
243-515412	VOC. ED. SUPPLIES--AG. PROGRAM	7,482.89	1,253.88	4,904.16	2,578.73	17%	66%
243-515552	VOC. ED. EQUIPMENT--AG. PROGRAM	0.00	0.00	0.00	0.00	0%	0%
	TOTAL CTE AG PROGRAM	13,676.89	1,253.88	4,904.16	8,772.73	9%	36%
=====							
243-515313	VOC. ED. BUSINESS P/S	0.00	0.00	0.00	0.00	0%	0%
243-515383	VOC. ED. TRAVEL--BUSINESS PROGRAM	3,065.00	0.00	0.00	3,065.00	0%	0%
243-515413	VOC. ED. SUPPLIES--BUSINESS PROG.	8,950.36	0.00	4,533.72	4,416.64	0%	51%
243-515553	VOC. ED. EQUIPMENT--BUSINESS	0.00	0.00	0.00	0.00	0%	0%
	TOTAL CTE BUSINESS PROGRAM	12,015.36	0.00	4,533.72	7,481.64	0%	38%
=====							
	TOTAL EXPENDITURES	25,692.25	1,253.88	9,437.88	16,254.37	5%	37%
=====							
SRO GRANT							
244-320000	SRO GRANT BEGINNING BALANCE	40,000.00CR	0.00	0.00	40,000.00CR	0%	0%
244-439000	SRO GRANT REVENUE	0.00	0.00	71,272.50CR	71,272.50	0%	0%
	TOTAL REVENUE	40,000.00CR	0.00	71,272.50CR	31,272.50	0%	178%
=====							
244-667300	SRO GRANT PURCHASED SERVICES	0.00	7,869.50	36,714.36	(36,714.36)	0%	0%
244-667400	SRO GRANT - SUPPLIES	40,000.00	0.00	0.00	40,000.00	0%	0%
	TOTAL EXPENDITURES	40,000.00	7,869.50	36,714.36	3,285.64	20%	92%
=====							
ARPA - ESSERF III							
250-445900	ESSERF III REVENUE	0.00	0.00	125,097.71CR	125,097.71	0%	0%
	TOTAL REVENUE	0.00	0.00	125,097.71CR	125,097.71	0%	0%
=====							
250-512100	SALARIES - ELEMENTARY - ESSERF III	0.00	0.00	0.00	0.00	0%	0%
250-512200	BENEFITS - ELEMENTARY - ESSERF III	0.00	0.00	0.00	0.00	0%	0%
250-512300	PURCHASED SERVICES - ELEMENTARY - ESSERF III	0.00	0.00	0.00	0.00	0%	0%
250-512400	SUPPLIES - ELEMENTARY - ESSERF III	0.00	0.00	0.00	0.00	0%	0%
250-512101	SALARIES - ELEMENTARY ESSERF III L/L	0.00	0.00	0.00	0.00	0%	0%
250-512201	BENEFITS - ELEMENTARY ESSERF III L/L	0.00	0.00	0.00	0.00	0%	0%
250-512301	PURCHASED SERVICES - ELEM ESSERF III L/L	0.00	0.00	4,500.00	(4,500.00)	0%	0%
250-512401	SUPPLIES - ELEMENTARY ESSERF III L/L	0.00	0.00	79,686.69	(79,686.69)	0%	0%
250-515100	SALARIES - SECONDARY - ESSERF III	0.00	0.00	0.00	0.00	0%	0%
250-515200	BENEFITS - SECONDARY - ESSERF III	0.00	0.00	0.00	0.00	0%	0%
250-515300	PURCHASED SERVICES - SECONDARY - ESSERF III	0.00	0.00	0.00	0.00	0%	0%
250-515400	SUPPLIES - SECONDARY - ESSERF III	0.00	0.00	15,627.53	(15,627.53)	0%	0%
250-515101	SALARIES - SECONDARY ESSERF III L/L	0.00	0.00	0.00	0.00	0%	0%
250-515201	BENEFITS - SECONDARY ESSERF III L/L	0.00	0.00	0.00	0.00	0%	0%
250-515301	PURCHASED SERVICES - SECONDARY ESSERF III L/L	0.00	0.00	0.00	0.00	0%	0%
250-515401	SUPPLIES - SECONDARY ESSERF III L/L	0.00	0.00	25,283.49	(25,283.49)	0%	0%
250-661100	SALARIES - CUSTODIAL - ESSERF III	0.00	0.00	0.00	0.00	0%	0%
250-661200	BENEFITS - CUSTODIAL - ESSERF III	0.00	0.00	0.00	0.00	0%	0%
250-661300	PURCHASED SERVICES - CUSTODIAL - ESSERF III	0.00	0.00	0.00	0.00	0%	0%
250-661400	SUPPLIES - CUSTODIAL - ESSERF III	0.00	0.00	0.00	0.00	0%	0%
250-920800	INDIRECT COST - ESSERF III	0.00	0.00	0.00	0.00	0%	0%
	TOTAL EXPENDITURES	0.00	0.00	125,097.71	125,097.71CR	0%	0%

(Rprt: 01 - MAINBdgt Prep: 35/Prop Budget; Dates: 00/00/00-03/31/25; PRINT: 03/12/25 1:27:24 PM)

ACCT #	ACCT NAME	BUDGETED	MTD ACTIVITY	YTD ACTIVITY	BALANCE	MTD%	YTD%
		=====	=====	=====	=====	=====	=====

ACCT #	ACCT NAME	BUDGETED	MTD ACTIVITY	YTD ACTIVITY	BALANCE	MTD%	YTD%
CHAPTER I FUND							
251-445100	FEDERAL ASSISTANCE	268,115.00CR	0.00	126,653.76CR	141,461.24CR	0%	47%
251-445901	CSI - UP REVENUE	96,149.00CR	0.00	38,811.75CR	57,337.25CR	0%	40%
	TOTAL REVENUE	364,264.00CR	0.00	165,465.51CR	198,798.49CR	0%	45%
=====							
251-512110	TEACHER SALARIES--ELEMENTARY	0.00	0.00	0.00	0.00	0%	0%
251-512115	TEACHER AIDES--ELEMENTARY	170,488.00	0.00	80,632.85	89,855.15	0%	47%
251-512200	BENEFITS - ELEMENTARY	95,127.00	0.00	45,749.72	49,377.28	0%	48%
251-512310	E.S. PURCHASED SERVICES	0.00	0.00	0.00	0.00	0%	0%
251-512410	ELEMENTARY SUPPLIES & MATERIALS	0.00	0.00	0.00	0.00	0%	0%
251-512420	HOMELESS SUPPLIES	500.00	0.00	271.19	228.81	0%	54%
251-515115	TEACHER AIDES - SECONDARY	1,500.00	0.00	0.00	1,500.00	0%	0%
251-515200	BENEFITS - SECONDARY	500.00	0.00	0.00	500.00	0%	0%
	TOTAL TITLE I-A EXPENDITURES	268,115.00	0.00	126,653.76	141,461.24	0%	47%
251-515101	CSI - UP SALARIES	37,600.00	0.00	22,011.03	15,588.97	0%	59%
251-515201	CSI - UP BENEFITS	13,000.00	0.00	5,792.06	7,207.94	0%	45%
251-515301	CSI - UP PURCHASED SERVICES	36,000.00	0.00	4,197.73	31,802.27	0%	12%
251-515401	CSI - UP SUPPLIES	9,549.00	0.00	6,810.93	2,738.07	0%	71%
	TOTAL CSI-UP EXPENDITURES	96,149.00	0.00	38,811.75	57,337.25	0%	40%
	TOTAL EXPENDITURES	364,264.00	0.00	165,465.51	198,798.49	0%	45%
=====							
PART B FUND							
257-445600	FEDERAL ASSISTANCE -- PART B	142,730.00CR	0.00	84,156.63CR	58,573.37CR	0%	59%
	TOTAL REVENUE	142,730.00CR	0.00	84,156.63CR	58,573.37CR	0%	59%
=====							
257-521115	AIDES - PART B	106,645.00	0.00	55,497.42	51,147.58	0%	52%
257-521200	BENEFITS- PART B	36,085.00	0.00	28,659.21	7,425.79	0%	79%
257-521310	PART B PURCHASED SERVICES	0.00	0.00	0.00	0.00	0%	0%
257-521410	SUPPLIES	0.00	0.00	0.00	0.00	0%	0%
	TOTAL EXPENDITURES	142,730.00	0.00	84,156.63	58,573.37	0%	59%
=====							
PART B PRESCHOOL							
258-445600	PART B PRE-SCHOOL REVENUE	3,597.00CR	0.00	1,803.24CR	1,793.76CR	0%	50%
	TOTAL REVENUE	3,597.00CR	0.00	1,803.24CR	1,793.76CR	0%	50%
=====							

ACCT #	ACCT NAME	BUDGETED	MTD ACTIVITY	YTD ACTIVITY	BALANCE	MTD%	YTD%
258-522115	NON-CERTIFIED SALARIES	2,521.00	0.00	1,260.48	1,260.52	0%	50%
258-522200	BENEFITS - PART B PRESCHOOL	1,076.00	0.00	542.76	533.24	0%	50%
258-522310	PART B PRESCHOOL PURCHASED SERVICES	0.00	0.00	0.00	0.00	0%	0%
	TOTAL EXPENDITURES	3,597.00	0.00	1,803.24	1,793.76	0%	50%
MEDICAID FUND							
260-445900	MEDICAID REVENUE	369,643.00CR	0.00	114,488.05CR	255,154.95CR	0%	31%
260-460000	TRANSFER FROM GENERAL FUND	106,716.00CR	0.00	0.00	106,716.00CR	0%	0%
	TOTAL REVENUE	476,359.00CR	0.00	114,488.05CR	361,870.95CR	0%	24%
260-616115	ANCILLARY SALARIES	188,822.00	0.00	0.00	188,822.00	0%	0%
260-616200	ANCILLARY BENEFITS	91,200.00	0.00	0.00	91,200.00	0%	0%
260-616310	MEDICAID CONTRACT SERVICES	89,621.00	0.00	0.00	89,621.00	0%	0%
260-616350	MEDICAID MATCH	106,716.00	0.00	50,000.00	56,716.00	0%	47%
	TOTAL EXPENDITURES	476,359.00	0.00	50,000.00	426,359.00	0%	10%
TITLE IV-A ESSA STUDENT SUPPORT							
261-445900	TITLE IV-A ESSA REVENUE	24,735.00CR	0.00	12,530.49CR	12,204.51CR	0%	51%
	TOTAL REVENUE	24,735.00CR	0.00	12,530.49CR	12,204.51CR	0%	51%
261-515115	SECONDARY CLASSIFIED SALARY	17,262.00	0.00	8,379.48	8,882.52	0%	49%
261-515200	BENEFITS - TITLE IV	7,473.00	0.00	4,151.01	3,321.99	0%	56%
261-515310	PURCHASED SERVICES	0.00	0.00	0.00	0.00	0%	0%
261-515410	SUPPLIES/MATERIALS	0.00	0.00	0.00	0.00	0%	0%
	TOTAL EXPENDITURES	24,735.00	0.00	12,530.49	12,204.51	0%	51%
REAP							
262-320000	BEGINNING BALANCE	0.00	0.00	0.00	0.00	0%	0%
262-443000	REAP GRANT REVENUE	20,355.00CR	0.00	15,597.92CR	4,757.08CR	0%	77%
	TOTAL REVENUE	20,355.00CR	0.00	15,597.92CR	4,757.08CR	0%	77%
262-512115	ELEMENTARY CLASSIFIED SALARY	13,541.00	0.00	10,734.00	2,807.00	0%	79%
262-512200	BENEFITS - REAP	6,814.00	0.00	4,863.92	1,950.08	0%	71%
	TOTAL EXPENDITURES	20,355.00	0.00	15,597.92	4,757.08	0%	77%

ACCT #	ACCT NAME	BUDGETED	MTD ACTIVITY	YTD ACTIVITY	BALANCE	MTD%	YTD%
RESTRAINT & SECLUSION GRANT							
265-445900	REVENUE	0.00	0.00	0.00	0.00	0%	0%
	TOTAL REVENUE	0.00	0.00	0.00	0.00	0%	0%
265-521100	SALARIES	0.00	0.00	0.00	0.00	0%	0%
265-521200	BENEFITS	0.00	0.00	0.00	0.00	0%	0%
265-521300	PURCHASED SERVICES	0.00	0.00	0.00	0.00	0%	0%
265-521400	SUPPLIES	0.00	0.00	0.00	0.00	0%	0%
	TOTAL EXPENDITURES	0.00	0.00	0.00	0.00	0%	0%
T I T L E VI-A INDIAN EDUCATION							
267-320000	BEGINNING FUND BALANCE	0.00	0.00	0.00	0.00	0%	0%
267-419900	LOCAL REVENUE	0.00	0.00	0.00	0.00	0%	0%
267-443000	FEDERAL ASSISTANCE - VI-A	95,000.00CR	0.00	82,840.96CR	12,159.04CR	0%	87%
267-443001	NYCP GRANT REVENUE	408,845.00CR	0.00	188,486.14CR	220,358.86CR	0%	46%
267-443002	ACE GRANT REVENUE	383,975.00CR	0.00	164,130.46CR	219,844.54CR	0%	43%
	TOTAL REVENUE	887,820.00CR	0.00	435,457.56CR	452,362.44CR	0%	49%
267-512410	CULTURAL ENRICHMENT SUPPLIES	0.00	0.00	0.00	0.00	0%	0%
267-515100	COORDINATOR SALARY	5,305.00	0.00	2,652.48	2,652.52	0%	50%
267-515110	NEZ PERCE LANGUAGE INSTRUCTOR	0.00	0.00	20,304.00	(20,304.00)	0%	0%
267-515115	CERTIFIED SALARY - OTHER	0.00	0.00	0.00	0.00	0%	0%
267-515120	TITLE VI - CLASSIFIED SALARY	41,700.00	0.00	11,818.50	29,881.50	0%	28%
267-515125	ATTENDANCE CLERK	0.00	0.00	0.00	0.00	0%	0%
267-515200	FRINGE	0.00	0.00	1,884.96	(1,884.96)	0%	0%
267-515210	LIFE INS - VI-A	96.00	0.00	2.40	93.60	0%	3%
267-515220	EMPLOYER FICA	3,596.00	0.00	2,771.59	824.41	0%	77%
267-515230	HEALTH INSURANCE - VI-A	11,724.00	0.00	24,181.18	(12,457.18)	0%	206%
267-515270	WORKER'S COMPENSATION	199.00	0.00	168.61	30.39	0%	85%
267-515280	SICK LEAVE BENEFIT	0.00	0.00	0.00	0.00	0%	0%
267-515290	RETIREMENT BENEFIT	2,903.00	0.00	17,639.45	(14,736.45)	0%	608%
267-515300	HIGH SCHOOL PURCHASED SVCS	5,000.00	0.00	0.00	5,000.00	0%	0%
267-515380	TRAVEL - VI-A	0.00	0.00	0.00	0.00	0%	0%
267-515410	SUPPLIES	22,577.00	0.00	65.09	22,511.91	0%	0%
267-920800	INDIRECT COST - TITLE VI	1,900.00	0.00	1,352.70	547.30	0%	71%
	TOTAL TITLE VI-A EXPENDITURES	95,000.00	0.00	82,840.96	12,159.04	0%	87%
267-515101	SALARIES - DIRECTOR - NYCP	45,504.00	0.00	22,975.50	22,528.50	0%	50%
267-515111	SALARIES - CERTIFIED - NYCP	99,939.00	0.00	50,172.96	49,766.04	0%	50%
267-515116	SALARIES - N/C - NYCP	126,531.00	0.00	62,562.91	63,968.09	0%	49%
267-515201	FRINGE - NYCP	10,962.00	0.00	4,365.00	6,597.00	0%	40%
267-515211	LIFE INS - NYCP	288.00	0.00	245.56	42.44	0%	85%
267-515221	FICA - ER - NYCP	21,645.00	0.00	10,701.90	10,943.10	0%	49%
267-515231	HEALTH INS - NYCP	11,724.00	0.00	1,177.96	10,546.04	0%	10%
267-515271	WORKERS COMP - NYCP	1,197.00	0.00	467.27	729.73	0%	39%
267-515281	UUSL - NYCP	0.00	0.00	0.00	0.00	0%	0%
267-515291	PERSI - NYCP	36,217.00	0.00	5,315.06	30,901.94	0%	15%
267-515311	CONTRACTURAL PURCHASED SERVICES - NYCP	0.00	0.00	8,684.00	(8,684.00)	0%	0%
267-515321	OTHER PURCHASED SERVICES - NYCP	30,000.00	0.00	795.00	29,205.00	0%	3%
267-515381	TRAVEL - NYCP	14,773.00	0.00	15,421.71	(648.71)	0%	104%
267-515421	EQUIPMENT - NYCP	0.00	0.00	0.00	0.00	0%	0%
267-515411	SUPPLIES - NYCP	1,297.00	233.28	2,756.82	(1,459.82)	18%	213%
267-920801	INDIRECT COSTS - NYCP	8,768.00	0.00	3,077.77	5,690.23	0%	35%
	TOTAL NYCP EXPENDITURES	408,845.00	233.28	188,719.42	220,125.58	0%	46%
267-515102	SALARIES - DIRECTOR - ACE	45,504.00	0.00	22,975.50	22,528.50	0%	50%
267-515112	SALARIES - CERTIFIED - ACE	135,515.00	0.00	48,117.96	87,397.04	0%	36%
267-515117	SALARIES - N/C - ACE	86,893.00	0.00	43,872.42	43,020.58	0%	50%
267-515202	FRINGE - ACE	11,805.00	0.00	4,017.96	7,787.04	0%	34%
267-515212	LIFE INS - ACE	295.00	0.00	151.42	143.58	0%	51%
267-515222	FICA - ER - ACE	21,398.00	0.00	9,085.45	12,312.55	0%	42%
267-515232	HEALTH INS - ACE	35,172.00	0.00	1,022.50	34,149.50	0%	3%
267-515272	WORKERS COMP - ACE	1,182.00	0.00	528.77	653.23	0%	45%
267-515282	UUSL - ACE	0.00	0.00	0.00	0.00	0%	0%
267-515292	PERSI - ACE	36,385.00	0.00	5,247.18	31,137.82	0%	14%
267-515312	PURCHASED SERVICES - ACE	1,000.00	0.00	22,803.55	(21,803.55)	0%	999%
267-515382	TRAVEL - ACE	0.00	0.00	2,462.62	(2,462.62)	0%	0%
267-515412	SUPPLIES - ACE	999.00	0.00	1,166.52	(167.52)	0%	117%
267-920802	INDIRECT COSTS - ACE	7,827.00	0.00	2,678.61	5,148.39	0%	34%
	TOTAL ACE EXPENDITURES	383,975.00	0.00	164,130.46	219,844.54	0%	43%
	TOTAL EXPENDITURES	887,820.00	233.28	435,690.84	452,129.16	0%	49%

ACCT #	ACCT NAME	BUDGETED	MTD ACTIVITY	YTD ACTIVITY	BALANCE	MTD%	YTD%
J O M F U N D							
269-320000	J.O.M. BEGINNING BALANCE	75,000.00CR	0.00	0.00	75,000.00CR	0%	0%
269-415000	INVESTMENT EARNINGS	1,200.00CR	0.00	1,669.68CR	469.68	0%	139%
269-445900	FEDERAL ASSISTANCE	20,000.00CR	0.00	0.00	20,000.00CR	0%	0%
	TOTAL REVENUE	96,200.00CR	0.00	1,669.68CR	94,530.32CR	0%	2%
=====							
269-512310	CULTURAL ENRICHMENT	0.00	0.00	0.00	0.00	0%	0%
269-512410	CULTURAL SUPPLIES/MATERIALS	0.00	0.00	2,340.34	(2,340.34)	0%	0%
269-515110	CERTIFIED SALARIES	15,000.00	0.00	26,961.12	(11,961.12)	0%	180%
269-515111	JOM COORDINATOR	0.00	0.00	0.00	0.00	0%	0%
269-515115	CLASSIFIED SALARIES	0.00	0.00	58,141.73	(58,141.73)	0%	0%
269-515201	JOM - FRINGE	0.00	0.00	0.00	0.00	0%	0%
269-515210	LIFE INS BENEFIT	0.00	0.00	3.17	(3.17)	0%	0%
269-515220	EMPLOYER FICA	1,148.00	0.00	7,379.40	(6,231.40)	0%	643%
269-515230	HEALTH INSURANCE - JOM	0.00	0.00	373.98	(373.98)	0%	0%
269-515270	WORKERS COMP	62.00	0.00	38.70	23.30	0%	62%
269-515280	UNUSED SICK LEAVE BENEFIT	0.00	0.00	0.00	0.00	0%	0%
269-515290	PERSI	2,022.00	0.00	6,407.08	(4,385.08)	0%	317%
269-515300	PURCHASE SERVICES	39,000.00	0.00	0.00	39,000.00	0%	0%
269-515310	CULTURAL ENRICHMENT SERVICES	37,968.00	0.00	690.48	37,277.52	0%	2%
269-515410	JOM CULTURAL SUPPLIES	1,000.00	518.06	3,304.66	(2,304.66)	52%	330%
	TOTAL EXPENDITURES	96,200.00	518.06	105,640.66	9,440.66CR	1%	110%
=====							
T I T L E I I A I M P V T E A C H Q U A L I T Y							
271-320000	ESTIMATED BEGINNING BALANCE	0.00	0.00	0.00	0.00	0%	0%
271-445900	FEDERAL TITLE II-A REVENUE	34,468.00CR	0.00	18,824.05CR	15,643.95CR	0%	55%
	TOTAL REVENUE	34,468.00CR	0.00	18,824.05CR	15,643.95CR	0%	55%
=====							
271-621110	STAFF DEVELOPMENT SALARIES	16,000.00	0.00	11,635.53	4,364.47	0%	73%
271-621200	BENEFITS - TITLE II-A	3,449.00	0.00	4,607.31	(1,158.31)	0%	134%
271-621310	STAFF DEVELOPMENT	7,500.00	50.00	1,648.00	5,852.00	1%	22%
271-621380	TITLE II STAFF TRAVEL	4,280.00	0.00	1,514.01	2,765.99	0%	35%
271-621410	STAFF DEVELOPMENT SUPPLIES	3,239.00	0.00	145.00	3,094.00	0%	4%
	TOTAL EXPENDITURES	34,468.00	50.00	19,549.85	14,918.15	0%	57%
=====							
21st CENTURY COMMUNITY LEARNING CENTER							
273-445900	21ST CENTURY FEDERAL REVENUE	125,096.00CR	0.00	51,530.28CR	73,565.72CR	0%	41%
	TOTAL REVENUE	125,096.00CR	0.00	51,530.28CR	73,565.72CR	0%	41%
=====							
273-512100	SALARIES - DIRECTOR - 21ST CLCC	48,000.00	0.00	24,000.00	24,000.00	0%	50%
273-512110	SALARIES - CERTIFIED - 21ST CLCC	42,198.00	0.00	12,265.70	29,932.30	0%	29%
273-512115	SALARIES - N/C - 21ST CLCC	9,639.00	0.00	12,600.38	(2,961.38)	0%	131%
273-512200	FRINGE - 21ST CLCC	0.00	0.00	0.00	0.00	0%	0%
273-512210	LIFE - 21ST CLCC	96.00	0.00	50.95	45.05	0%	53%
273-512220	FICA - 21ST CLCC	7,638.00	0.00	3,710.81	3,927.19	0%	49%
273-512230	HEALTH INS - 21ST CLCC	0.00	0.00	3,921.42	(3,921.42)	0%	0%
273-512270	WORKERS COMP - 21ST CLCC	422.00	0.00	226.85	195.15	0%	54%
273-512280	UUSL - 21ST CLCC	0.00	0.00	0.00	0.00	0%	0%
273-512290	PERSI - 21ST CLCC	13,312.00	0.00	4,731.77	8,580.23	0%	36%
273-512300	PURCHASED SERVICES - 21ST CLCC	2,563.00	0.00	679.30	1,883.70	0%	27%
273-512400	SUPPLIES - 21ST CLCC	1,228.00	0.00	2,931.66	(1,703.66)	0%	239%
273-920800	TRANSFER TO OTHER FUNDS	0.00	0.00	0.00	0.00	0%	0%
	TOTAL EXPENDITURES	125,096.00	0.00	65,118.84	59,977.16	0%	52%
=====							

ACCT #	ACCT NAME	BUDGETED	MTD ACTIVITY	YTD ACTIVITY	BALANCE	MTD%	YTD%
GEAR - UP GRANT							
278-320000	GEAR-UP BEGINNING BALANCE	0.00	0.00	0.00	0.00	0%	0%
278-419900	OTHER LOCAL REVENUE	0.00	0.00	0.00	0.00	0%	0%
278-431900	GEAR UP - OTHER STATE REVENUE	0.00	0.00	2,027.05CR	2,027.05	0%	0%
278-445000	GEAR-UP GRANT REVENUE	28,886.00CR	0.00	10,530.93CR	18,355.07CR	0%	36%
	TOTAL REVENUE	28,886.00CR	0.00	12,557.98CR	16,328.02CR	0%	43%
=====							
278-515110	GEAR UP CERT. SALARIES	0.00	0.00	0.00	0.00	0%	0%
278-515115	GEAR UP SALARIES	16,020.00	0.00	8,088.48	7,931.52	0%	50%
278-515200	FRINGE BENEFIT	0.00	0.00	0.00	0.00	0%	0%
278-515210	LIFE INSURANCE BENEFIT	41.00	0.00	20.36	20.64	0%	50%
278-515220	EMPLOYER FICA	1,226.00	0.00	618.78	607.22	0%	50%
278-515230	HEALTH INSURANCE - GEAR UP	5,025.00	0.00	2,404.33	2,620.67	0%	48%
278-515270	WORKER'S COMPENSATION	69.00	0.00	37.20	31.80	0%	54%
278-515280	SICK LEAVE BENEFIT	0.00	0.00	0.00	0.00	0%	0%
278-515290	PERSI BENEFIT	1,916.00	0.00	967.38	948.62	0%	50%
278-515380	STUDENT TRAVEL	2,750.00	0.00	0.00	2,750.00	0%	0%
278-515410	GEAR UP SUPPLIES	1,839.00	0.00	0.00	1,839.00	0%	0%
278-621310	STAFF CONFERENCE/TRAINING	0.00	0.00	0.00	0.00	0%	0%
278-621380	STAFF TRAVEL	0.00	0.00	421.45	(421.45)	0%	0%
278-920800	TRANSFER TO OTHER FUNDS	0.00	0.00	0.00	0.00	0%	0%
	TOTAL EXPENDITURES	28,886.00	0.00	12,557.98	16,328.02	0%	43%
=====							
CORONAVIRUS RELIEF FUND							
284-445900	CORONAVIRUS RELIEF FUND REVENUE	0.00	0.00	0.00	0.00	0%	0%
	TOTAL REVENUE	0.00	0.00	0.00	0.00	0%	0%
=====							
284-512110	CVR ELEM SALARIES - CERTIFIED	0.00	0.00	0.00	0.00	0%	0%
284-512115	CVR ELEM SALARIES - CLASSIFIED	0.00	0.00	0.00	0.00	0%	0%
284-512200	CVR ELEM - BENEFITS	0.00	0.00	0.00	0.00	0%	0%
284-515110	CVR HS SALARIES - CERTIFIED	0.00	0.00	0.00	0.00	0%	0%
284-515115	CVR HS SALARIES - CLASSIFIED	0.00	0.00	0.00	0.00	0%	0%
284-515200	CVR MHS BENEFITS	0.00	0.00	0.00	0.00	0%	0%
284-621100	SALARIES - STAFF DEVELOPMENT	0.00	0.00	0.00	0.00	0%	0%
284-621200	BENEFITS - STAFF DEVELOPMENT	0.00	0.00	0.00	0.00	0%	0%
284-621300	PURCHASED SERVICES - STAFF DEVELOPMENT	0.00	0.00	0.00	0.00	0%	0%
284-621400	SUPPLIES - STAFF DEVELOPMENT	0.00	0.00	0.00	0.00	0%	0%
	TOTAL EXPENDITURES	0.00	0.00	0.00	0.00	0%	0%
=====							
288-445900	COPS FAST GRANT REVENUE	353,566.00CR	0.00	117,958.35CR	235,607.65CR	0%	33%
	TOTAL REVENUE	353,566.00CR	0.00	117,958.35CR	235,607.65CR	0%	33%
=====							
288-623300	PURCHASED SERVICES	88,100.00	1,755.00	15,795.00	72,305.00	2%	18%
288-623400	SUPPLIES	265,466.00	536.60	104,770.45	160,695.55	0%	39%
	TOTAL EXPENDITURES	353,566.00	2,291.60	120,565.45	233,000.55	1%	34%
=====							

ACCT #	ACCT NAME	BUDGETED	MTD ACTIVITY	YTD ACTIVITY	BALANCE	MTD%	YTD%
CHILD NUTRITION							
290-320000	EST. BEG. BAL.--SCHOOL LUNCH	100,000.00CR	0.00	0.00	(100,000.00)	0%	0%
290-415000	EARNINGS ON INVESTMENTS	3,000.00CR	0.00	380.77CR	2,619.23CR	0%	13%
290-416100	SCHOOL FOOD SERVICE	0.00	0.00	0.00	0.00	0%	0%
290-416200	LUNCH SALES--ALA CARTE	10,000.00CR	0.00	6,624.44CR	3,375.56CR	0%	66%
290-419900	OTHER REVENUE	0.00	0.00	0.00	0.00	0%	0%
290-445500	NSLP - LUNCH REVENUE	316,000.00CR	0.00	159,557.47CR	156,442.53CR	0%	50%
290-445501	FEDERAL SUPPORT--COMMODITIES	13,000.00CR	0.00	0.00	13,000.00CR	0%	0%
290-445502	NSLP - SUMMER LUNCH REVENUE	35,000.00CR	0.00	29,270.55CR	5,729.45CR	0%	84%
290-445503	NSLP - BREAKFAST REVENUE	105,000.00CR	0.00	69,618.78CR	35,381.22CR	0%	66%
290-445504	NSLP - SNACK REVENUE	2,000.00CR	0.00	15,260.08CR	13,260.08	0%	763%
290-445505	FRESH FRUIT VEGETABLE GRANT INCOME	16,000.00CR	0.00	11,402.69CR	4,597.31CR	0%	71%
290-460000	INTERFUND TRANSFER	0.00	0.00	0.00	0.00	0%	0%
	TOTAL REVENUE	600,000.00CR	0.00	292,114.78CR	307,885.22CR	0%	49%
BOND INT./REDEMP. FUND							
310-320000	BIRF BEGINNING BALANCE	123,000.00CR	0.00	0.00	(123,000.00)	0%	0%
310-412510	BIRF LEVY TAXES-NEZPERCE COUNTY	160,700.00CR	0.00	2,440.39CR	(158,259.61)	0%	2%
310-415000	INVESTMENT EARNINGS	1,000.00CR	0.00	592.20CR	407.80CR	0%	59%
310-419900	REVENUE-SAVINGS FROM BOND REFI	0.00	0.00	0.00	0.00	0%	0%
310-438000	REVENUE IN LIEU OF PROPERTY TAX	0.00	0.00	161,700.00CR	161,700.00	0%	0%
310-439000	STATE BOND GUARANTY REV.	0.00	0.00	0.00	0.00	0%	0%
	TOTAL REVENUE	284,700.00CR	0.00	164,732.59CR	119,967.41CR	0%	58%
310-911610	BIRF PRINCIPAL	280,000.00	0.00	280,000.00	0.00	0%	100%
310-912620	BIRF INTEREST	4,200.00	0.00	4,200.00	0.00	0%	100%
310-912621	BIRF FEES	500.00	0.00	550.00	(50.00)	0%	110%
	TOTAL EXPENDITURES	284,700.00	0.00	284,750.00	50.00CR	0%	100%
BUS DEPRECIATION							
421-320000	BEGINNING BALANCE	106,057.00CR	0.00	0.00	106,057.00CR	0%	0%
421-431200	TRANSPORTATION DEPRECIATION REV	0.00	0.00	0.00	0.00	0%	0%
421-460000	TRANSFER FROM GENERAL FUND	32,315.00CR	0.00	0.00	32,315.00CR	0%	0%
	TOTAL REVENUE	138,372.00CR	0.00	0.00	138,372.00CR	0%	0%
421-681500	BUS PURCHASE	138,372.00	0.00	0.00	138,372.00	0%	0%
	TOTAL EXPENDITURES	138,372.00	0.00	0.00	138,372.00	0%	0%

ACCT #	ACCT NAME	BUDGETED	MTD ACTIVITY	YTD ACTIVITY	BALANCE	MTD%	YTD%
SCHOOL DISTRICT FACILITIES FUND							
435-415000	INTEREST REVENUE	0.00	0.00	1,826.15CR	1,826.15	0%	0%
435-431900	STATE SDFP REVENUE	0.00	0.00	92,347.90CR	92,347.90	0%	0%
	TOTAL REVENUE	0.00	0.00	94,174.05CR	94,174.05	0%	0%
SDFP - PURCHASED SERVICES							
435-664310	SDFP - PURCHASED SERVICES	0.00	0.00	0.00	0.00	0%	0%
435-664410	SDFP - SUPPLIES/MATERIALS	0.00	0.00	0.00	0.00	0%	0%
435-664550	SDFP - CAPITAL OUTLAY	0.00	0.00	0.00	0.00	0%	0%
	TOTAL EXPENDITURES	0.00	0.00	0.00	0.00	0%	0%
SCHOOL MODERNIZATION FACILITIES FUND							
436-415000	INTEREST REVENUE	0.00	0.00	18,432.68CR	18,432.68	0%	0%
436-431900	SCHOOL MODERNIZATION FACILITIES REVENUE	1,990,900.00CR	0.00	1,916,664.48CR	74,235.52CR	0%	96%
	TOTAL REVENUE	1,990,900.00CR	0.00	1,935,097.16CR	55,802.84CR	0%	97%
SMFF - PURCHASED SERVICES							
436-664310	SMFF - PURCHASED SERVICES	500,000.00	0.00	64,450.97	435,549.03	0%	13%
436-664410	SMFF - SUPPLIES/MATERIALS	1,490,900.00	0.00	0.00	1,490,900.00	0%	0%
436-664550	SMFF - CAPITAL OUTLAY	0.00	0.00	0.00	0.00	0%	0%
	TOTAL EXPENDITURES	1,990,900.00	0.00	64,450.97	1,926,449.03	0%	3%
STUDENT ACTIVITY FUND							
238-320000	BEGINNING BALANCE - BUDGET	85,000.00CR	0.00	0.00	85,000.00CR	0%	0%
238-417900	OTHER STUDENT REVENUES	120,000.00CR	0.00	0.00	120,000.00CR	0%	0%
	TOTAL REVENUE	205,000.00CR	0.00	0.00	205,000.00CR	0%	0%
STUDENT ACTIVITY EXPENDITURES							
238-740300	STUDENT ACTIVITY EXPENDITURES	205,000.00	0.00	0.00	205,000.00	0%	0%
	TOTAL EXPENDITURES	205,000.00	0.00	0.00	205,000.00	0%	0%
SCHOLARSHIP FUND							
710-320000	BEGINNING BALANCE - BUDGET	18,000.00CR	0.00	0.00	18,000.00CR	0%	0%
710-419900	OTHER LOCAL REVENUE - SCHOLARSHIP FUND	7,000.00CR	0.00	150.00CR	6,850.00CR	0%	2%
710-415000	INTEREST EARNINGS	0.00	0.00	373.42CR	373.42	0%	0%
	TOTAL REVENUE	25,000.00CR	0.00	523.42CR	24,476.58CR	0%	2%
SCHOLARSHIPS AWARDED							
710-740300	SCHOLARSHIPS AWARDED	25,000.00	1,103.07	2,159.75	22,840.25	4%	9%
	TOTAL EXPENDITURES	25,000.00	1,103.07	2,159.75	22,840.25	4%	9%

ACCT #	ACCT NAME	BEG BALANCE	MTD ACTIVITY	YTD BALANCE
GENERAL FUND				
100-111100	CASH IN BANK--GENERAL FUND	114,848.28	0.00	114,848.28
100-111109	PAYROLL CHECKING	0.00	0.00	0.00
100-111300	PETTY CASH	0.00	0.00	0.00
100-112100	INVESTMENTS--LGIP #1037	2,436,186.97	0.00	2,436,186.97
100-113100	TAXES RECEIVABLE	1,087.69	0.00	1,087.69
100-114100	STATE SUPPORT RECEIVABLE	0.00	0.00	0.00
100-114200	RECEIVABLE	54.20	0.00	54.20
100-114230	INTERFUND RECEIVABLE	0.00	0.00	0.00
	TOTAL ASSETS	2,552,177.14	0.00	2,552,177.14
=====				
100-211200	INTERFUND PAYABLE	0.00	0.00	0.00
100-213000	ACCOUNTS PAYABLE	7,310.05CR	63,332.02CR	70,642.07CR
100-217100	SALARIES PAYABLE	0.00	0.00	0.00
100-217200	BENEFITS PAYABLE	0.00	0.00	0.00
100-218350	SALES TAX PAYABLE - IDAHO	118.29CR	0.00	118.29CR
100-218351	WORKERS COMPENSATION PAYABLE	13,395.74CR	0.00	13,395.74CR
100-221100	DEFERRED REVENUES	1,326.36CR	0.00	1,326.36CR
100-320200	FUND BALANCE - GENERAL FUND	2,530,026.70CR	63,332.02	2,466,694.68CR
	TOTAL LIABILITIES & FUND BALANCE	2,552,177.14CR	0.00	2,552,177.14CR
=====				
GRANTS - NEZ PERCE TRIBE & OTHERS				
232-111100	CASH IN BANK-NPT GRANTS & OTHERS	66,863.39	0.00	66,863.39
232-112100	LGIP	57,781.68	0.00	57,781.68
232-114100	REVENUE RECEIVABLE	0.00	0.00	0.00
232-114200	INTERFUND RECEIVABLE	0.00	0.00	0.00
	TOTAL ASSETS	124,645.07	0.00	124,645.07
=====				
232-217100	SALARIES PAYABLE	0.00	0.00	0.00
232-217200	BENEFITS PAYABLE	0.00	0.00	0.00
232-213000	ACCOUNTS PAYABLE	0.00	3,897.17CR	3,897.17CR
232-320200	FUND BALANCE - FUND 232	124,645.07CR	3,897.17	120,747.90CR
	TOTAL LIABILITIES & FUND BALANCE	124,645.07CR	0.00	124,645.07CR
=====				
NEZPERCE TRIBE JOB SKILLS				
235-111100	CASH IN BANK--NEZPERCE SPEC. SERV.	5,197.82	0.00	5,197.82
235-114100	REVENUE RECEIVABLE	0.00	0.00	0.00
	TOTAL ASSETS	5,197.82	0.00	5,197.82
=====				
235-213000	ACCOUNTS PAYABLE	0.00	0.00	0.00
235-217100	SALARIES PAYABLE	0.00	0.00	0.00
235-217200	BENEFITS PAYABLE	0.00	0.00	0.00
235-320200	FUND BALANCE- NEZPERCE TRIBE JOB SKILLS	5,197.82CR	0.00	5,197.82CR
	TOTAL LIABILITIES & FUND BALANCE	5,197.82CR	0.00	5,197.82CR
=====				
IDAHO CAREER READY STUDENTS GRANT				
242-111100	CASH - ICRS	0.00	0.00	0.00
242-114200	RECEIVABLE	0.00	0.00	0.00
242-221000	DEFERRED REVENUE - ICRS	0.00	0.00	0.00
242-213000	ACCOUNTS PAYABLE - ICRS	0.00	0.00	0.00
242-320200	FUND BALANCE - ICRS	0.00	0.00	0.00
	NET FUND BALANCE	0.00	0.00	0.00
=====				
STATE VOCATIONAL				
243-111100	CASH IN BANK--STATE VOC ED.	15,308.58	0.00	15,308.58
243-114100	SUPPORT RECEIVABLE	0.00	0.00	0.00
243-114200	INTERFUND RECEIVABLE	0.00	0.00	0.00
	TOTAL ASSETS	15,308.58	0.00	15,308.58
=====				
243-211200	INTERFUND PAYABLES	0.00	0.00	0.00
243-213000	ACCOUNTS PAYABLE	0.00	1,253.88CR	1,253.88CR
243-217100	SALARIES PAYABLE	0.00	0.00	0.00
243-217200	BENEFITS PAYABLE	0.00	0.00	0.00
243-320200	FUND BALANCE - FUND 243	15,308.58CR	1,253.88	14,054.70CR
	TOTAL LIABILITIES & FUND BALANCE	15,308.58CR	0.00	15,308.58CR
=====				

ACCT #	ACCT NAME	BEG BALANCE	MTD ACTIVITY	YTD BALANCE
SRO GRANT				
244-111100	CASH	42,427.64	0.00	42,427.64
244-114200	RECEIVABLE	0.00	0.00	0.00
244-213000	SRO GRANT ACCOUNTS PAYABLE	0.00	7,869.50CR	7,869.50CR
244-320200	SRO GRANT FUND BALANCE	42,427.64CR	7,869.50	34,558.14CR
	NET FUND BALANCE	0.00	0.00	0.00
ARPA - ESSERF III				
250-111100	CASH - ESSERF III	0.00	0.00	0.00
250-114100	ACCOUNTS RECEIVABLE - ESSERF III	0.00	0.00	0.00
	TOTAL ASSETS	0.00	0.00	0.00
250-213000	ACCOUNTS PAYABLE - ESSERF III	0.00	0.00	0.00
250-217100	SALARIES PAYABLE	0.00	0.00	0.00
250-217200	BENEFITS PAYABLE	0.00	0.00	0.00
250-221000	DEFERRED REVENUE	0.00	0.00	0.00
250-320200	FUND BALANCE - ESSERF III	0.00	0.00	0.00
	TOTAL LIABILITIES & FUND BALANCE	0.00	0.00	0.00
CHAPTER I FUND				
251-111100	CASH IN BANK--TITLE I	0.00	0.00	0.00
251-114100	ASSISTANCE REC'BL--CHAPTER I	0.00	0.00	0.00
251-114200	INTERFUND RECEIVABLE	0.00	0.00	0.00
	TOTAL ASSETS	0.00	0.00	0.00
251-211200	INTERFUND PAYABLES	0.00	0.00	0.00
251-213000	ACCOUNTS PAYABLE	0.00	0.00	0.00
251-217100	CONTRACTS PAYABLE--CHAPTER I	0.00	0.00	0.00
251-217200	BENEFITS PAYABLE	0.00	0.00	0.00
251-221000	DEFERRED REVENUE	0.00	0.00	0.00
251-320200	FUND BALANCE - FUND 251	0.00	0.00	0.00
	TOTAL LIABILITIES & FUND BALANCE	0.00	0.00	0.00
CARES - ESSERF I				
252-111100	CASH - ESSER	0.00	0.00	0.00
252-114100	RECEIVABLE - ESSER	0.00	0.00	0.00
	TOTAL ASSETS	0.00	0.00	0.00
252-213000	ACCOUNTS PAYABLE - ESSER	0.00	0.00	0.00
252-221000	DEFERRED REVENUE	0.00	0.00	0.00
252-320200	FUND BALANCE - ESSER	0.00	0.00	0.00
	TOTAL LIABILITIES & FUND BALANCE	0.00	0.00	0.00
CRRSA - ESSERF II				
254-111100	CASH - ESSERF II FUND	0.00	0.00	0.00
254-114100	RECEIVABLE - ESSERF II	0.00	0.00	0.00
	TOTAL ASSETS	0.00	0.00	0.00
254-213000	ACCOUNTS PAYABLE - ESSERF II	0.00	0.00	0.00
254-217100	SALARIES PAYABLE	0.00	0.00	0.00
254-217200	BENEFITS PAYABLE	0.00	0.00	0.00
254-221000	DEFERRED REVENUE	0.00	0.00	0.00
254-320200	FUND BALANCE - ESSERF II	0.00	0.00	0.00
	TOTAL LIABILITIES & FUND BALANCE	0.00	0.00	0.00

ACCT #	ACCT NAME	BEG BALANCE	MTD ACTIVITY	YTD BALANCE
PART B FUND				
257-111100	CASH IN BANK-- PART B	0.00	0.00	0.00
257-114100	REVENUE RECEIVABLE	0.00	0.00	0.00
257-114200	INTERFUND RECEIVABLE	0.00	0.00	0.00
	TOTAL ASSETS	0.00	0.00	0.00
=====				
257-211200	INTERFUND PAYABLES	0.00	0.00	0.00
257-213000	ACCOUNTS PAYABLE-- PART B	0.00	0.00	0.00
257-217100	CONTRACTS PAYABLE	0.00	0.00	0.00
257-217200	BENEFITS PAYABLE	0.00	0.00	0.00
257-320200	FUND BALANCE - FUND 257	0.00	0.00	0.00
	TOTAL LIABILITIES & FUND BALANCE	0.00	0.00	0.00
=====				
PART B PRESCHOOL				
258-111100	CASH IN BANK -- PART B PRE-SCHOOL	0.00	0.00	0.00
258-114100	ASSISTANCE RECEIVABLE	0.00	0.00	0.00
	TOTAL ASSETS	0.00	0.00	0.00
=====				
258-211200	INTERFUND PAYABLES	0.00	0.00	0.00
258-213000	PART B PRESCHOOL ACCOUNTS PAYABLE	0.00	0.00	0.00
258-217100	PART B PRESCHOOL SALARIES PAYABLE	0.00	0.00	0.00
258-217200	PART B PRESCHOOL BENEFITS PAYABLE	0.00	0.00	0.00
258-320200	FUND BALANCE - FUND 258	0.00	0.00	0.00
	TOTAL LIABILITIES & FUND BALANCE	0.00	0.00	0.00
=====				
MEDICAID FUND				
260-111100	CASH - MEDICAID FUND	17,612.82	0.00	17,612.82
260-111500	MEDICAID TRUST ACCOUNT	46,875.23	0.00	46,875.23
260-113100	MEDICAID RECEIVABLE	0.00	0.00	0.00
	TOTAL ASSETS	64,488.05	0.00	64,488.05
=====				
260-211200	INTERFUND PAYABLE	0.00	0.00	0.00
260-213000	ACCOUNTS PAYABLE	0.00	0.00	0.00
260-320200	FUND BALANCE - MEDICAID FUND	64,488.05CR	0.00	64,488.05CR
	TOTAL LIABILITIES & FUND BALANCE	64,488.05CR	0.00	64,488.05CR
=====				
TITLE IV-A ESSA STUDENT SUPPORT				
261-111100	TITLE IV-A CASH	0.00	0.00	0.00
261-114200	TITLE IV-A RECEIVABLE	0.00	0.00	0.00
	TOTAL ASSETS	0.00	0.00	0.00
=====				
261-213000	ACCOUNTS PAYABLE - TITLE IV-A	0.00	0.00	0.00
261-217100	SALARIES PAYABLE	0.00	0.00	0.00
261-217200	BENEFITS PAYABLE	0.00	0.00	0.00
261-221000	DEFERRED REVENUE	0.00	0.00	0.00
261-320200	FUND BALANCE - TITLE IV-A	0.00	0.00	0.00
	TOTAL LIABILITIES & FUND BALANCE	0.00	0.00	0.00
=====				

ACCT #	ACCT NAME	BEG BALANCE	MTD ACTIVITY	YTD BALANCE
REAP				
262-111100	CASH IN BANK--REAP GRANT	0.00	0.00	0.00
262-114100	ASSISTANCE RECEIVABLE	0.00	0.00	0.00
	TOTAL ASSETS	0.00	0.00	0.00
=====				
262-213000	ACCOUNTS PAYABLE	0.00	0.00	0.00
262-217100	SALARIES PAYABLE	0.00	0.00	0.00
262-217200	BENEFITS PAYABLE	0.00	0.00	0.00
262-320200	FUND BALANCE - REAP	0.00	0.00	0.00
	TOTAL LIABILITIES & FUND BALANCE	0.00	0.00	0.00
=====				
RESTRAINT & SECLUSION GRANT				
265-111100	CASH	0.00	0.00	0.00
265-114200	RECEIVABLE	0.00	0.00	0.00
265-213000	ACCOUNTS PAYABLE	0.00	0.00	0.00
265-320200	FUND BALANCE	0.00	0.00	0.00
	NET FUND BALANCE	0.00	0.00	0.00
=====				
T I T L E VI-A INDIAN EDUCATION				
267-111100	CASH IN BANK--TITLE VI-A	0.00	0.00	0.00
267-114100	REVENUE RECEIVABLE -- TITLE VI-A	0.00	0.00	0.00
	TOTAL ASSETS	0.00	0.00	0.00
=====				
267-211200	INTERFUND PAYABLE	0.00	0.00	0.00
267-213000	ACCOUNTS PAYABLE--TITLE VI-A	0.00	233.28CR	233.28CR
267-217100	CONTRACTS PAYABLE--TITLE VI-A	0.00	0.00	0.00
267-217200	BENEFITS PAYABLE - TITLE-VI-A	0.00	0.00	0.00
267-320200	FUND BALANCE - TITLE VI-A	0.00	233.28	233.28
	TOTAL LIABILITIES & FUND BALANCE	0.00	0.00	0.00
=====				
J O M F U N D				
269-111100	CASH IN BANK--JOM	45,519.49CR	0.00	45,519.49CR
269-112100	INVESTMENTS - LGIP #2714	50,905.31	0.00	50,905.31
269-114100	ASSISTANCE REC'BL--JOM	0.00	0.00	0.00
269-114200	INTERFUND RECEIVABLE	0.00	0.00	0.00
	TOTAL ASSETS	5,385.82	0.00	5,385.82
=====				
269-213000	ACCOUNTS PAYABLE -- J O M	0.00	518.06CR	518.06CR
269-217100	CONTRACTS PAYABLE--JOM	0.00	0.00	0.00
269-217200	BENEFITS PAYABLE	0.00	0.00	0.00
269-320200	FUND BALANCE - JOM	5,385.82CR	518.06	4,867.76CR
	TOTAL LIABILITIES & FUND BALANCE	5,385.82CR	0.00	5,385.82CR
=====				
T I T L E IIA IMPV TEACH QUALITY				
271-111100	CASH IN BANK--TITLE II IMPV T QUAL	0.00	0.00	0.00
271-114000	RECEIVABLE--TITLE II	0.00	0.00	0.00
	TOTAL ASSETS	0.00	0.00	0.00
=====				
271-211200	INTERFUND PAYABLE	0.00	0.00	0.00
271-213000	ACCOUNTS PAYABLE--TITLE II	675.80CR	50.00CR	725.80CR
271-217100	SALARIES PAYABLE	0.00	0.00	0.00
271-217200	BENEFITS PAYABLE	0.00	0.00	0.00
271-221000	DEFERRED REVENUE	0.00	0.00	0.00
271-320200	FUND BALANCE - TITLE II-A	675.80	50.00	725.80
	TOTAL LIABILITIES & FUND BALANCE	0.00	0.00	0.00
=====				

ACCT #	ACCT NAME	BEG BALANCE	MTD ACTIVITY	YTD BALANCE
21st CENTURY COMMUNITY LEARNING CENTER				
273-111100	CASH - 21ST CENTURY LEARNING CENTER	13,588.56CR	0.00	13,588.56CR
273-114000	RECEIVABLE - 21ST CENTURY LEARNING CENTER	0.00	0.00	0.00
	TOTAL ASSETS	13,588.56CR	0.00	13,588.56CR
273-211200	INTERFUND PAYABLE	0.00	0.00	0.00
273-213000	ACCOUNTS PAYABLE - 21ST CLCC	0.00	0.00	0.00
273-217100	SALARIES PAYABLE	0.00	0.00	0.00
273-217200	BENEFITS PAYABLE	0.00	0.00	0.00
273-221000	DEFERRED REVENUE	0.00	0.00	0.00
273-320200	FUND BALANCE - 21ST CENTURY LEARNING CENTER	13,588.56	0.00	13,588.56
	TOTAL LIABILITIES & FUND BALANCE	13,588.56	0.00	13,588.56
GEAR - UP GRANT				
278-111100	CASH IN BANK--GEAR-UP GRANT	0.00	0.00	0.00
278-114000	REVENUE RECEIVABLE	0.00	0.00	0.00
	TOTAL ASSETS	0.00	0.00	0.00
278-211200	INTERFUND PAYABLE	0.00	0.00	0.00
278-213000	ACCOUNTS PAYABLE	0.00	0.00	0.00
278-217100	SALARIES PAYABLE	0.00	0.00	0.00
278-217200	BENEFITS PAYABLE	0.00	0.00	0.00
278-221000	DEFERRED REVENUE	0.00	0.00	0.00
278-320200	FUND BALANCE - GEAR UP GRANT	0.00	0.00	0.00
	TOTAL LIABILITIES & FUND BALANCE	0.00	0.00	0.00
CORONAVIRUS RELIEF FUND				
284-111100	CASH IN BANK- CORONAVIRUS RELIEF FUND	0.00	0.00	0.00
284-114100	REVENUE RECEIVABLE	0.00	0.00	0.00
	TOTAL ASSETS	0.00	0.00	0.00
284-213000	ACCOUNTS PAYABLE	0.00	0.00	0.00
284-217100	SALARIES PAYABLE	0.00	0.00	0.00
284-217200	BENEFITS PAYABLE	0.00	0.00	0.00
284-221000	DEFERRED REVENUE	0.00	0.00	0.00
284-320200	FUND BALANCE - CORONAVIRUS RELIEF FUND	0.00	0.00	0.00
	TOTAL LIABILITIES & FUND BALANCE	0.00	0.00	0.00
COPS GRANT				
288-111100	CASH	315.50CR	0.00	315.50CR
288-114200	RECEIVABLE	0.00	0.00	0.00
288-213000	ACCOUNTS PAYABLE	0.00	2,291.60CR	2,291.60CR
288-320200	COPS GRANT FUND BALANCE	315.50	2,291.60	2,607.10
	NET FUND BALANCE	0.00	0.00	0.00
CHILD NUTRITION				
290-111100	CASH IN BANK -- FOOD SERVICE	35,297.99CR	0.00	35,297.99CR
290-112100	LGIP	0.00	0.00	0.00
290-111300	PETTY CASH	30.00	0.00	30.00
290-114200	INTERFUND RECEIVABLE	0.00	0.00	0.00
290-114500	REVENUE RECEIVABLE	0.00	0.00	0.00
	TOTAL ASSETS	35,267.99CR	0.00	35,267.99CR
290-211200	INTERFUND PAYABLE	0.00	0.00	0.00
290-213000	ACCOUNTS PAYABLE	0.00	10,721.78CR	10,721.78CR
290-217100	FOOD SERVICE SALARIES PAYABLE	0.00	0.00	0.00
290-217200	BENEFITS PAYABLE	0.00	0.00	0.00
290-221000	DEFERRED REVENUE	0.00	0.00	0.00
290-320200	FUND BALANCE - CHILD NUTRITION	35,267.99	10,721.78	45,989.77
	TOTAL LIABILITIES & FUND BALANCE	35,267.99	0.00	35,267.99

ACCT #	ACCT NAME	BEG BALANCE	MTD ACTIVITY	YTD BALANCE
BOND INT./REDEMP. FUND				
310-111100	CASH IN BANK--BOND INT./REDEMP. FD	3,112.11	0.00	3,112.11
310-112100	INVESTMENTS--BIR FUND #2770	0.00	0.00	0.00
310-113100	TAXES RECEIVABLE--NEZ PERCE CO.	3,798.75	0.00	3,798.75
310-114000	REVENUE RECEIVABLE	0.00	0.00	0.00
310-114101	INTEREST RECEIVABLE	0.00	0.00	0.00
	TOTAL ASSETS	6,910.86	0.00	6,910.86
<hr/>				
310-211200	INTERFUND PAYABLE	0.00	0.00	0.00
310-213000	ACCOUNTS PAYABLE	0.00	0.00	0.00
310-216100	BONDS PAYABLE	0.00	0.00	0.00
310-221000	DEFERRED REVENUES--NEZ PERCE CO.	4,041.50CR	0.00	4,041.50CR
310-320200	FUND BALANCE - BOND REDEMPTION FUND	2,869.36CR	0.00	2,869.36CR
	TOTAL LIABILITIES & FUND BALANCE	6,910.86CR	0.00	6,910.86CR
<hr/>				
BUS DEPRECIATION				
421-111100	CASH IN BANK--BUS DEPRECIATION	106,057.00	0.00	106,057.00
421-114000	REVENUE RECEIVABLE	0.00	0.00	0.00
421-114101	INTEREST RECEIVABLE	0.00	0.00	0.00
421-114200	INTERFUND RECEIVABLE	0.00	0.00	0.00
	TOTAL ASSETS	106,057.00	0.00	106,057.00
<hr/>				
421-211200	INTERFUND PAYABLE	0.00	0.00	0.00
421-213000	ACCOUNTS PAYABLE--BUS DEP	0.00	0.00	0.00
421-320200	FUND BALANCE - BUS DEPRECIATION	106,057.00CR	0.00	106,057.00CR
	TOTAL LIABILITIES & FUND BALANCE	106,057.00CR	0.00	106,057.00CR
<hr/>				
SCHOOL DISTRICT FACILITIES FUND				
435-111100	CASH - SDFF	0.00	0.00	0.00
435-112100	LGIP - SDFF #1210	94,174.05	0.00	94,174.05
435-114000	RECEIVABLE - SDFF	0.00	0.00	0.00
435-213000	A/P - SDFF	0.00	0.00	0.00
435-320200	FUND BALANCE - SDFF	94,174.05CR	0.00	94,174.05CR
	NET FUND BALANCE	0.00	0.00	0.00
<hr/>				
SCHOOL MODERNIZATION FACILITIES FUND				
436-111100	CASH - SMFF	64,450.97CR	0.00	64,450.97CR
436-112100	LGIP - SMFF	1,935,097.16	0.00	1,935,097.16
436-114100	RECEIVABLE	0.00	0.00	0.00
436-213000	ACCOUNTS PAYABLE - SMFF	0.00	0.00	0.00
436-320200	FUND BALANCE - SMFF	1,870,646.19CR	0.00	1,870,646.19CR
	NET FUND BALANCE	0.00	0.00	0.00
<hr/>				
SCHOLARSHIP FUND				
710-111100	CASH IN BANK -- SCHOLARSHIP FUND	0.00	0.00	0.00
710-112010	INV-- T.HIGHEAGLE-JOHNSON #1209	1,175.00	0.00	1,175.00
710-112015	INVESTMENTS -- MICHAEL BISBEE III #1502	1,233.07	0.00	1,233.07
710-112020	INVESTMENTS -- D HIGHEAGLE #1208	426.29	0.00	426.29
710-112025	INVESTMENTS-GENERAL SCHOLARSHIP #1503	237.70	0.00	237.70
710-112040	INVESTMENTS--JEFF WILSON #2713	666.85	0.00	666.85
710-112050	INVESTMENTS--G. LEIGHTON #2715	5,236.72	0.00	5,236.72
710-112060	INVESTMENTS--ALEC REUBEN #3119	597.12	0.00	597.12
710-112075	LGIP - HELEN COLEMAN #1269	863.62	0.00	863.62
710-114000	REVENUE RECEIVABLE	0.00	0.00	0.00
710-114101	INTEREST RECEIVABLE	0.00	0.00	0.00
	TOTAL ASSETS	10,436.37	0.00	10,436.37
<hr/>				
710-213000	ACCOUNTS PAYABLE	0.00	1,103.07CR	1,103.07CR
710-320200	FUND BALANCE - SCHOLARSHIP FUND	10,436.37CR	1,103.07	9,333.30CR
	TOTAL LIABILITIES & FUND BALANCE	10,436.37CR	0.00	10,436.37CR

ACCT #	ACCT NAME	BEG BALANCE	MTD ACTIVITY	YTD BALANCE
ACCOUNTS PAYABLE				
100-213000	ACCOUNTS PAYABLE	7,310.05CR	63,332.02CR	70,642.07CR
232-213000	ACCOUNTS PAYABLE	0.00	3,897.17CR	3,897.17CR
235-213000	ACCOUNTS PAYABLE	0.00	0.00	0.00
242-213000	ACCOUNTS PAYABLE - ICRS	0.00	0.00	0.00
243-213000	ACCOUNTS PAYABLE	0.00	1,253.88CR	1,253.88CR
244-213000	SRO GRANT ACCOUNTS PAYABLE	0.00	7,869.50CR	7,869.50CR
250-213000	ACCOUNTS PAYABLE - ESSERF III	0.00	0.00	0.00
251-213000	ACCOUNTS PAYABLE	0.00	0.00	0.00
252-213000	ACCOUNTS PAYABLE - ESSER	0.00	0.00	0.00
254-213000	ACCOUNTS PAYABLE - ESSERF II	0.00	0.00	0.00
257-213000	ACCOUNTS PAYABLE-- PART B	0.00	0.00	0.00
258-213000	PART B PRESCHOOL ACCOUNTS PAYABLE	0.00	0.00	0.00
260-213000	ACCOUNTS PAYABLE	0.00	0.00	0.00
261-213000	ACCOUNTS PAYABLE - TITLE IV-A	0.00	0.00	0.00
265-213000	ACCOUNTS PAYABLE	0.00	0.00	0.00
267-213000	ACCOUNTS PAYABLE--TITLE VI-A	0.00	233.28CR	233.28CR
269-213000	ACCOUNTS PAYABLE -- J O M	0.00	518.06CR	518.06CR
271-213000	ACCOUNTS PAYABLE--TITLE II	675.80CR	50.00CR	725.80CR
273-213000	ACCOUNTS PAYABLE - 21ST CLCC	0.00	0.00	0.00
278-213000	ACCOUNTS PAYABLE	0.00	0.00	0.00
284-213000	ACCOUNTS PAYABLE	0.00	0.00	0.00
288-213000	ACCOUNTS PAYABLE	0.00	2,291.60CR	2,291.60CR
290-213000	ACCOUNTS PAYABLE	0.00	10,721.78CR	10,721.78CR
310-213000	ACCOUNTS PAYABLE	0.00	0.00	0.00
436-213000	ACCOUNTS PAYABLE - SMFF	0.00	0.00	0.00

ACCOUNTS PAYABLE	7,985.85CR	90,167.29CR	98,153.14CR
	=====	=====	=====

CASH IN BANK

100-111100	CASH IN BANK--GENERAL FUND	114,848.28	0.00	114,848.28
232-111100	CASH IN BANK-NPT GRANTS & OTHERS	66,863.39	0.00	66,863.39
235-111100	CASH IN BANK--NEZPERCE SPEC. SERV.	5,197.82	0.00	5,197.82
242-111100	CASH - ICRS	0.00	0.00	0.00
243-111100	CASH IN BANK--STATE VOC ED.	15,308.58	0.00	15,308.58
244-111100	CASH	42,427.64	0.00	42,427.64
246-111100	CASH IN BANK--DRUG FREE YTH	0.00	0.00	0.00
250-111100	CASH - ESSERF III	0.00	0.00	0.00
251-111100	CASH IN BANK--TITLE I	0.00	0.00	0.00
252-111100	CASH - ESSER	0.00	0.00	0.00
254-111100	CASH - ESSERF II FUND	0.00	0.00	0.00
257-111100	CASH IN BANK-- PART B	0.00	0.00	0.00
258-111100	CASH IN BANK -- PART B PRE-SCHOOL	0.00	0.00	0.00
259-111100	CASH - ARPA IDEA PART B	0.00	0.00	0.00
260-111100	CASH - MEDICAID FUND	17,612.82	0.00	17,612.82
261-111100	TITLE IV-A CASH	0.00	0.00	0.00
262-111100	CASH IN BANK--REAP GRANT	0.00	0.00	0.00
265-111100	CASH	0.00	0.00	0.00
267-111100	CASH IN BANK--TITLE VI-A	0.00	0.00	0.00
269-111100	CASH IN BANK--JOM	45,519.49CR	0.00	45,519.49CR
271-111100	CASH IN BANK--TITLE II IMPV T QUAL	0.00	0.00	0.00
273-111100	CASH - 21ST CENTURY LEARNING CENTER	13,588.56CR	0.00	13,588.56CR
278-111100	CASH IN BANK--GEAR-UP GRANT	0.00	0.00	0.00
284-111100	CASH IN BANK- CORONAVIRUS RELIEF FUND	0.00	0.00	0.00
288-111100	CASH	315.50CR	0.00	315.50CR
290-111100	CASH IN BANK -- FOOD SERVICE	35,297.99CR	0.00	35,297.99CR
310-111100	CASH IN BANK--BOND INT./REDEMP. FD	3,112.11	0.00	3,112.11
421-111100	CASH IN BANK--BUS DEPRECIATION	106,057.00	0.00	106,057.00
436-111100	CASH - SMFF	64,450.97CR	0.00	64,450.97CR
710-111100	CASH IN BANK -- SCHOLARSHIP FUND	0.00	0.00	0.00

TOTAL CASH IN BANK	212,255.13	0.00	212,255.13
	=====	=====	=====

VEND #	ACCOUNT	DEPT	DATE	PO #	INVOICE	DESCRIPTION	BC	DP	MO-YR	AMOUNT
000440	100-664311	000000	03/17/25	M25694	003736	LOCK REPAIR	1	N	03-2025	125.00
000440	100-664312	000000	03/17/25	M25716	003728	LOCK REPAIR	1	N	03-2025	158.95
	**SUB-TOTAL: ABLE LOCKSMITH									283.95
001310	100-515413	000000	03/17/25	H25710	1R3W-11K3-7THC	PBIS PAW STORE ITEMS	1	N	03-2025	419.83
001310	100-515413	000000	03/17/25	H25690	1TKD-VXPN-H6YF	M. SIDENER SCIENCE SUPPLIES	1	N	03-2025	201.75
001310	100-663410	000000	03/17/25	M25696	1GFH-NWCN-M37P	MAINTENANCE SUPPLIES	1	N	03-2025	36.99
001310	232-515416	000000	03/17/25	H25714	1NLR-GKTM-MKHK	DIGITAL NOTEBOOK	1	N	03-2025	335.00
001310	100-661410	000000	03/17/25	M25696	1P9L-F3K9-RJ74	CUSTODIAL SUPPLIES	1	N	03-2025	446.88
001310	100-663410	000000	03/17/25	M25696	1P9L-F3K9-RJ74	MAINTENANCE SUPPLIES	1	N	03-2025	317.98
001310	100-661410	000000	03/17/25	M25696	1GFH-NWCN-M37P	CUSTODIAL SUPPLIES	1	N	03-2025	136.15
001310	100-515413	000000	03/17/25	H25661	146Q-Q7YV-6TKJ	PBIS PAW STORE	1	N	03-2025	261.95
001310	232-515412	000000	03/17/25	H25707	1J9C-CPK1-4RPG	NATIVE ARTS CLASS SUPPLIES	1	N	03-2025	318.48
001310	232-515412	000000	03/12/25	H25707	1J9C-CPK1-4RPG	NATIVE ARTS CLASS SUPPLIES	1	N	03-2025	318.48
001310	269-515410	000000	03/17/25	H25684	1T6Q-X9NM-1Y47	LIFE SKILLS CLASS SUPPLIES	1	N	03-2025	161.77
001310	100-622412	000000	03/17/25	H25662	1GLD-1J73-PXQN	LIBRARY BOOKS	1	N	03-2025	660.67
001310	100-521440	000000	03/17/25	E25663	1YHT-X3F3-LNRK	HIGH INTEREST READING MATERIALS	1	N	03-2025	273.60
001310	100-622412	000000	03/17/25	H25662	144H-N6MJ-GVQ9	LIBRARY BOOKS	1	N	03-2025	6.87
001310	100-664410	000000	03/17/25	T25730	1CN6-3Q9D-F7X6	WAP BUS BARN, REPLACEMENT KEYBAOI	1	N	03-2025	91.84
001310	100-623411	000000	03/17/25	T25730	1CN6-3Q9D-F7X6	REPLACEMENT KEYBOARDS, MICE ECT	1	N	03-2025	91.84
001310	100-623412	000000	03/17/25	T25730	1CN6-3Q9D-F7X6	REPLACEMENT KEYBOARDS, MICE ECT	1	N	03-2025	91.85
001310	100-623411	000000	03/17/25	T25729	1WC1-WVXR-DVJ3	TV, STANDS, PROJECTOR MOUNTS REPL	1	N	03-2025	1,152.30
001310	100-623412	000000	03/17/25	T25729	1WC1-WVXR-DVJ3	TV, STANDS, PROJECTOR MOUNTS REPL	1	N	03-2025	1,152.31
001310	100-661410	000000	03/17/25	M25750	1V3T-G7DG-3RWX	VACCUUM FILTERS	1	N	03-2025	31.57
001310	100-681410	000000	03/17/25	T25751	13KV-M46Y-39KM	MEMORY CARD FOR BUSES	1	N	03-2025	190.97
001310	243-515412	000000	03/17/25	H25732	1KW9-9PR7-49QW	WELDING SUPPLIES	1	N	03-2025	1,055.64
001310	100-663410	000000	03/17/25	M25696	1P9L-F3K9-RJ74	CREDIT MEMO WELDING TABLE FISTURE	1	N	03-2025	49.39CR
001310	100-515413	000000	03/17/25	H25710	1PNC-9377-9GTH	PBIS PAW STORE ITEMS	1	N	03-2025	113.97
001310	100-623411	000000	03/17/25	T25720	1TXG-4MM1-CRV3	REPLACEMENT BULBS FOR PROJECTOR	1	N	03-2025	482.45
001310	100-623412	000000	03/17/25	T25720	1TXG-4MM1-CRV3	REPLACEMENT BULBS FOR PROJECTOR	1	N	03-2025	482.45
	**SUB-TOTAL: AMAZON CAPITAL SERVICES, INC.									8,784.20
001440	100-661330	000000	03/17/25	000000	806152989	PROPANE 267.7 GALS BUS BARN	1	N	03-2025	674.34
001440	100-661330	000000	03/17/25	000000	806175487	PROPANE 867.5 GALS HS	1	N	03-2025	2,211.26
001440	100-661330	000000	03/17/25	000000	806176449	PROPANE 1346.4 GALS ES	1	N	03-2025	3,418.51
001440	100-661330	000000	03/17/25	000000	806176456	PROPANE 172.8 GALS HS	1	N	03-2025	438.74
001440	100-661330	000000	03/17/25	000000	806176456	PROPANE 439.2 GALS GREENHOUSE	1	N	03-2025	1,115.13
001440	100-661330	000000	03/17/25	000000	806177594	PROPANE 153.6GALS BUS BARN	1	N	03-2025	391.53
	**SUB-TOTAL: AMERIGAS-LEWISTON									8,249.51
002420	100-681319	000000	03/17/25	000000	590802000	ELECTRIC - BUS SHOP	1	N	03-2025	248.82
002420	100-661330	000000	03/17/25	000000	590802000	ELECTRIC - CABINET SHOP	1	N	03-2025	91.32
002420	100-661330	000000	03/17/25	000000	590802000	ELECTRIC - HS TRACK	1	N	03-2025	1,485.71
002420	100-661330	000000	03/17/25	000000	590802000	ELECTRIC - TRACK PUMP	1	N	03-2025	20.20
002420	100-661330	000000	03/17/25	000000	590802000	ELECTRIC - TRACK LIGHTS	1	N	03-2025	27.37
002420	100-661330	000000	03/17/25	000000	590802000	ELECTRIC - AG SHOP	1	N	03-2025	207.66
002420	100-661330	000000	03/17/25	000000	590802000	ELECTRIC - ES	1	N	03-2025	2,913.81
002420	100-661330	000000	03/17/25	000000	590802000	ELECTRIC - STORAGE TECH	1	N	03-2025	315.17
002420	100-661330	000000	03/17/25	000000	590802000	ELECTRIC - MS/HS	1	N	03-2025	7,472.74
002420	100-661330	000000	03/17/25	000000	590802000	ELECTRIC - HS SIGN	1	N	03-2025	85.16
	**SUB-TOTAL: AVISTA UTILITIES									12,867.96
003610	100-632390	000000	03/17/25	000000	60818	EAP 4 SESSIONS	1	N	03-2025	261.45
	**SUB-TOTAL: BPA HEALTH									261.45
003960	100-616300	000000	03/17/25	000000	02/05-02/26	PHYSICAL THERAPY	1	N	03-2025	1,566.00
	**SUB-TOTAL: BUILDING BLOCKS PEDIATRIC THERAPY									1,566.00
005940	100-682410	000000	03/17/25	000000	CP-0225530	STATE WRESTLING FUEL	1	N	03-2025	255.56
005940	100-682410	000000	03/17/25	000000	CP-0225530	STATE WRESTLING FUEL	1	N	03-2025	144.69
	**SUB-TOTAL: COLEMAN OIL CO.									400.25
006268	288-623400	000000	03/17/25	D25128	2796359	AUDIO ENHACNEMENT HARDWARE MS/H	1	N	03-2025	536.60
	**SUB-TOTAL: COMPUNET, INC.									536.60
006460	232-515412	000000	03/17/25	H25635	21025816	STUDENT SUPPLY ITEMS CONSUMABLES	1	N	03-2025	140.58
006460	232-515416	000000	03/17/25	H25692	22625976	GATORADE, GUM, GRANOLA BARS AND TI	1	N	03-2025	339.75
006460	269-515410	000000	03/17/25	H25736	03042025951	STUDENT CONSUMABLES	1	N	03-2025	356.29
006460	232-515416	000000	03/17/25	H25689	3625986	ISAT TESTING SUPPLIES	1	N	03-2025	404.48
	**SUB-TOTAL: COSTCO									1,241.10
006980	100-515380	000000	03/17/25	000000	FOSTERING LANDSCAPTES	MILEAGE MOSCOW 02/07	1	N	03-2025	59.92
	**SUB-TOTAL: D'LISA PENNEY									59.92
008060	100-515417	000000	03/17/25	H25656	4832154	MS/HS ART SUPPLIES	1	N	03-2025	341.47
	**SUB-TOTAL: DICK BLICK COMPANY									341.47
008380	100-631410	000000	03/17/25	D25683	7859	SCHOOL BOARD DINNER	1	N	03-2025	36.57
	**SUB-TOTAL: DONALDS RESTAURANT									36.57
010040	100-664311	000000	03/12/25	M25733	53529	FIRE ALARM SERVICE	1	N	03-2025	366.56
	**SUB-TOTAL: FISHER SYSTEMS, INC.									366.56
011460	100-665310	000000	03/17/25	000000	188014AR-1	HANDICAP PORTABLE RESTROOM RENTA	1	N	03-2025	143.00
011460	100-665310	000000	03/17/25	000000	182830AV-1	HANDICAP PORTABLE RESTROOM RENTA	1	N	03-2025	143.00
	**SUB-TOTAL: HAHN RENTAL CENTER, INC									286.00
011900	100-664311	000000	03/17/25	M25629	15-0254	BI-MONTHLY PEST CONTROL	1	N	03-2025	110.00
011900	100-664312	000000	03/17/25	M25629	15-0254	BI-MONTHLY PEST CONTROL	1	N	03-2025	110.00
011900	100-665310	000000	03/17/25	M25629	15-0200	BAREGROUND PREEEMERGENT	1	N	03-2025	2,980.00
011900	100-665310	000000	03/17/25	M25629	15-0206	LAWN/LANDSCAPE PREEEMERGENT	1	N	03-2025	2,590.00
	**SUB-TOTAL: HAYDEN PEST CONTROL, LLC									5,790.00
012260	100-631310	000000	02/26/25	D25715	AS PER AGREEMENT	BUSINESS SERVICES - BOARD CLERK	1	N	02-2025	775.00

(VEND RNG: 000000-ZZZZZZ; DATE RNG: 00/00/00-99/99/99; ALL FUNDS; BANK CD: 1)

VEND #	ACCOUNT	DEPT	DATE	PO #	INVOICE	DESCRIPTION	BC	DP	MO-YR	AMOUNT
012260	100-651310	000000	02/26/25	D25715	AS PER AGREEMENT	BUSINESS SERVICES - BUSINESS MANAG	1	N	02-2025	5,425.00
012260	100-651380	000000	02/26/25	D25715	AS PER AGREEMENT	ISBA TRAVL	1	N	02-2025	453.80
012260	100-651380	000000	02/26/25	D25715	AS PER AGREEMENT	IASBO TRAVEL	1	N	02-2025	656.25
**SUB-TOTAL: HIGHLAND JOINT SCHOOL DISTRICT #305										7,310.05
012760	100-663410	000000	03/17/25	M25697	021687/9030824	WATER HEATER LEAK	1	N	03-2025	963.04
012760	100-663410	000000	03/17/25	M25697	016987/5142823	WATER HEATER LEAK	1	N	03-2025	27.92
012760	100-663410	000000	03/17/25	M25737	005007/7030950	MAINTENANCE SUPPLIES PLUMBING	1	N	03-2025	187.74
**SUB-TOTAL: HOME DEPOT CREDIT SERVICES										1,178.70
013580	232-515413	000000	03/17/25	000000	341303-1	HEALTH	1	N	03-2025	75.00
013580	232-515413	000000	03/17/25	H25760	341311-1	ZOOLOGY/SPORTS MARKETING	1	N	03-2025	150.00
013580	232-515413	000000	03/17/25	H25767	341313-1	BIOLOGY/ENGLISH	1	N	03-2025	150.00
013580	232-515413	000000	03/17/25	H25691	341312-1	MATH/PATHWAYS/CREATE WITH IPADS	1	N	03-2025	1,335.00
**SUB-TOTAL: IDAHO DIGITAL LEARNING										1,710.00
013740	100-663310	000000	03/17/25	M24572	1058380	ANNUAL JAN-DEC WATER SUPPLY BUS B	1	N	03-2025	25.46
**SUB-TOTAL: IDAHO ICE										25.46
013880	100-641411	000000	03/17/25	H25757	11134	DIPLOMA COVERS	1	N	03-2025	244.76
**SUB-TOTAL: IDAHO RECOGNITION PRODUCTS LLC										244.76
014460	100-681310	000000	03/03/25	T25718	36240A	BUS WINDSHIELD REPAIR	1	N	03-2025	200.00
**SUB-TOTAL: INLAND AUTO GLASS, INC.										200.00
015080	100-616300	000000	03/17/25	000000	177	OT SERVICES	1	Y	03-2025	5,895.00
**SUB-TOTAL: THERAPY WORKS										5,895.00
015300	271-621380	000000	02/25/25	000000	NWPBIS CONF.	PER DIEM 04/22-04/25 PORTLAND	1	N	02-2025	180.20
015300	271-621380	000000	02/25/25	000000	NWPBIS CONF.	MILEAGE PORTLAND 04/22-04/25	1	N	02-2025	495.60
**SUB-TOTAL: JENNIFER BECKER										675.80
015360	232-515312	000000	03/17/25	H25701	IRRF INDIAN HEMP	MILEAGE WENATCHEE 03/6-03/08	1	N	03-2025	330.40
**SUB-TOTAL: JENNY WILLIAMS										330.40
016320	100-515316	000000	03/17/25	D25052	030125	SUPTRS PROGRAM DIRECTOR	1	Y	03-2025	537.94
016320	100-631310	000000	03/17/25	D25054	030125	GRANT WRITING SERVICE	1	Y	03-2025	1,079.63
016320	288-623300	000000	03/17/25	D25053	030125	COPS PROGRAM GRANT DIRECTOR	1	Y	03-2025	1,755.00
016320	100-631310	000000	03/17/25	D25053	030125	COPS PROGRAM GRANT DIRECTOR	1	Y	03-2025	585.00
016320	100-632310	000000	03/17/25	D25396	030125	2024-2025 ID DEPT. EDUCATION SRO GRA	1	Y	03-2025	1,039.44
**SUB-TOTAL: KAMIAH GRANTS & ASSOCIATES										4,997.01
016540	290-710411	000000	03/17/25	F25145	300834193	FOOD ITEMS	1	N	03-2025	40.11
**SUB-TOTAL: KCDA PURCHASING COOPERATIVE										40.11
017360	710-740300	000000	03/17/25	H25726	BB MEMORIAL FUND	BASBEBALL TEAM JERSEYS - MICAH BISB	1	N	03-2025	200.00
017360	100-532380	000000	03/17/25	000000	301027	REIMB. MILEAGE DLIS PENNEY HSGBB ST	1	N	03-2025	356.14
017360	100-532380	000000	03/17/25	000000	301027	REIMB. MILEAGE L. PICARD HSGBB STATE	1	N	03-2025	356.14
017360	100-532380	000000	03/17/25	000000	3014026	REIMB. LODGING J.LEIGHTON HSGBB STA	1	N	03-2025	447.00
017360	100-532380	000000	03/17/25	000000	3014026	REIMB. LODGING JOSLYN L. HSGBB STATI	1	N	03-2025	447.00
017360	100-532380	000000	03/17/25	000000	301026	REIMB. LODGING C. BIGMAN HS CHEER BI	1	N	03-2025	447.00
017360	100-532380	000000	03/17/25	000000	301026	REIMB. LODGING D.KIPP HS CHEER BB ST	1	N	03-2025	447.00
017360	100-532380	000000	03/17/25	000000	301026	REIMB. LODGING R.TIEDE BUS HSGBB ST,	1	N	03-2025	374.76
017360	100-532380	000000	03/17/25	000000	301026	REIMB. LODGING T.WITTMAN BUS HSGBB	1	N	03-2025	447.00
017360	100-532380	000000	03/17/25	000000	301026	REIMB. LODGING L.PICARD HSGBB STATE	1	N	03-2025	447.00
017360	100-532380	000000	03/17/25	000000	301026	REIMB. LODGING D.PENNEY HSGBB STAT	1	N	03-2025	447.00
017360	100-532380	000000	03/17/25	000000	301025	REIMB. PER DIEM J. LEIGHTON 02-19-22 H	1	N	03-2025	214.50
017360	100-532380	000000	03/17/25	000000	301025	REIMB. PER DIEM JOSLYN L. 02-19-22 HSG	1	N	03-2025	214.50
017360	100-532380	000000	03/17/25	000000	301025	REIMB. PER DIEM C. BIGMAN 02-19-22 HSC	1	N	03-2025	214.50
017360	100-532380	000000	03/17/25	000000	301025	REIMB. PER DIEM D.KIPP 02-19-22 HSGBB	1	N	03-2025	214.50
017360	100-532380	000000	03/17/25	000000	301025	REIMB. PER DIEM R. TIEDE BUS 02-19-22	1	N	03-2025	214.50
017360	100-532380	000000	03/17/25	000000	301025	REIMB. PER DIEM T. WITTMAN BUS 02-19-	1	N	03-2025	214.50
017360	100-532380	000000	03/17/25	000000	301025	REIMB. PER DIEM L. PICARD 02-19-22 HSC	1	N	03-2025	214.50
017360	100-532380	000000	03/17/25	000000	301025	REIMB. PER DIEM D. PENNEY 02-19-22 HS	1	N	03-2025	214.50
**SUB-TOTAL: LAPWAI STUDENT BODY										6,132.04
018390	100-515380	000000	03/17/25	000000	FOSTERING LANDSCAPE	MILEAGE MOSCOW 02/07 MOSCOW, ID	1	N	03-2025	59.92
**SUB-TOTAL: LORI LYNN PICARD										59.92
018832	100-623411	000000	03/17/25	T25758	250479	REPORT PLUGIN RENEWAL POWERSCHO	1	N	03-2025	375.00
018832	100-623412	000000	03/17/25	T25758	250479	REPORT PLUGIN RENEWAL POWERSCHO	1	N	03-2025	375.00
**SUB-TOTAL: MARCIA BRENNER ASSOCIATES										750.00
018900	100-616300	000000	03/17/25	E25762	46H-D394-4F8F	SLP LICENSE REIMB.	1	N	03-2025	60.00
**SUB-TOTAL: MARIKA RENSHAW										60.00
019140	271-621310	000000	03/17/25	D25704	366702	REGISTRATION BUILDING CONNECTIONS	1	N	03-2025	50.00
**SUB-TOTAL: MATTHEW MORGAN										50.00
019360	290-710412	000000	03/17/25	F25144	135366663	MILK	1	N	03-2025	385.51
019360	290-710412	000000	03/17/25	F25144	135366694	MILK	1	N	03-2025	358.35
019360	290-710412	000000	03/17/25	F25144	135367050	MILK	1	N	03-2025	275.21
019360	290-710412	000000	03/17/25	F25144	135367294	MILK	1	N	03-2025	527.97
019360	290-710412	000000	03/17/25	F25144	135367679	MILK	1	N	03-2025	347.80
019360	290-710412	000000	03/17/25	F25144	135367438	MILK	1	N	03-2025	392.82
**SUB-TOTAL: MEADOW GOLD DAIRIES, INC.										2,287.66
019550	710-740300	000000	03/17/25	H25728	BB SCHOLARSHIP FUND	REIMB. FOR STUDENT CLUBS AND SPORT	1	N	03-2025	903.07
**SUB-TOTAL: MICAH BISBEE										903.07
020620	100-681410	000000	03/17/25	T25677	463908	DEF AND DEICER	1	N	03-2025	27.48
020620	100-681410	000000	03/17/25	T25677	463306	DEF AND DEICER	1	N	03-2025	885.12
020620	100-665410	000000	03/17/25	M25738	467209	MOWER SERVICING	1	N	03-2025	24.02
**SUB-TOTAL: NAPA AUTO PARTS										936.62

(VEND RNG: 000000-ZZZZZZ; DATE RNG: 00/00/00-99/99/99; ALL FUNDS; BANK CD: 1)

VEND #	ACCOUNT	DEPT	DATE	PO #	INVOICE	DESCRIPTION	BC	DP	MO-YR	AMOUNT
021240	244-667300	000000	03/17/25	D25404	30125	SRO SALARY AND BENEFITS	1	N	03-2025	7,869.50
	**SUB-TOTAL: NEZ PERCE TRIBAL POLICE DEPT.									7,869.50
021260	100-623323	000000	03/12/25	000000	127965	INTERNET AND IP ADDRESS	1	N	03-2025	303.00
	**SUB-TOTAL: NEZ PERCE TRIBE									303.00
021600	243-515412	000000	03/17/25	000000	0042745646	WELDING GAS	1	N	03-2025	104.16
021600	243-515412	000000	03/17/25	000000	0042981996	WELDING GAS	1	N	03-2025	94.08
	**SUB-TOTAL: NORCO, INC									198.24
021720	100-521300	000000	03/17/25	000000	FEBRUARY 2025	EDUCATIONAL SERVICES	1	N	03-2025	3,705.00
	**SUB-TOTAL: NORTHWEST CHILDREN'S HOME, INC									3,705.00
023100	100-632390	000000	03/17/25	000000	0012517143	QUARTERLY RENTAL	1	N	03-2025	190.20
	**SUB-TOTAL: PITNEY BOWES									190.20
024900	100-632322	000000	03/12/25	000000	109005246	COPIER RENTAL DO	1	N	03-2025	255.63
024900	100-512322	000000	03/12/25	000000	109005246	COPIER RENTAL ES	1	N	03-2025	255.64
024900	100-515321	000000	03/12/25	000000	109005246	COPIER RENTAL MS/HS	1	N	03-2025	255.64
024900	100-512322	000000	03/12/25	000000	109005246	COPIES ES	1	N	03-2025	294.29
024900	100-515321	000000	03/12/25	000000	109005246	COPIES MS/HS	1	N	03-2025	227.25
024900	100-632322	000000	03/12/25	000000	109005246	COPIES DO	1	N	03-2025	17.96
024900	100-632322	000000	03/12/25	000000	109005246	COPIES COLOR DO	1	N	03-2025	131.78
	**SUB-TOTAL: RICOH USA, INC.									1,438.19
028480	100-664311	000000	03/17/25	M25012	35519	WATER ANALYSIS AND TREATMENT	1	N	03-2025	260.00
	**SUB-TOTAL: SWATCO									260.00
028520	290-710411	000000	03/04/25	F25150	321031807	FOOD NSLP	1	N	03-2025	947.17
	**SUB-TOTAL: SYSCO FOOD SERVICE, INC.									947.17
030620	100-515413	000000	03/17/25	H25700	2-1-039876	PBIS PAW STORE INCENTIVES	1	N	03-2025	85.87
	**SUB-TOTAL: URM STORES, INC.									85.87
030680	290-710411	000000	03/17/25	F25318	3564820	FOOD FFVP	1	N	03-2025	438.55
030680	290-710411	000000	03/17/25	F25151	3564818	FOOD NSLP	1	N	03-2025	2,354.01
030680	290-710411	000000	03/17/25	F25151	3564819	FOOD NSLP	1	N	03-2025	1,818.22
030680	290-710410	000000	03/17/25	F25151	3564819	NON FOOD NSLP	1	N	03-2025	138.38
030680	290-710411	000000	03/17/25	F25318	3748716	FOOD FFVP	1	N	03-2025	424.99
030680	290-710411	000000	03/17/25	F25151	3748713	FOOD NSLP	1	N	03-2025	1,452.95
030680	290-710410	000000	03/17/25	F25151	3748713	NON FOOD NSLP	1	N	03-2025	140.07
030680	290-710411	000000	03/17/25	F25151	3748714	FOOD NSLP	1	N	03-2025	739.57
030680	290-710410	000000	03/17/25	F25151	3564818	CREDIT FODD	1	N	03-2025	59.90CR
	**SUB-TOTAL: USF - SPOKANE									7,446.84
031680	100-681410	000000	03/03/25	T25660	0092751	BUS DOOR MOTOR AND HEADLIGHT SET	1	N	03-2025	744.15
	**SUB-TOTAL: WESTERN MOUNTAIN BUS SALES									744.15
031692	100-515322	000000	03/17/25	000000	21385	SHRED CART FEE	1	N	03-2025	17.00
	**SUB-TOTAL: WESTERN RECYCLERS									17.00
032040	267-515411	000000	03/17/25	H25646	112	CAMPUS TOUR LUNCH	1	N	03-2025	233.28
	**SUB-TOTAL: WSU HOUSING & DINING FINANCIAL SVCS									233.28
032295	100-632333	000000	03/17/25	000000	V040856	SMARTVOICE DO	1	N	03-2025	68.00
032295	100-641323	000000	03/17/25	000000	V040856	SMARTVOICE ES	1	N	03-2025	260.00
032295	100-641323	000000	03/17/25	000000	V040856	SMARTVOICE MS/HS	1	N	03-2025	382.00
032295	100-632333	000000	03/17/25	000000	V040856	SMARTVOICE FEES DO	1	N	03-2025	28.21
032295	100-641323	000000	03/17/25	000000	V040856	SMARTVOICE FEES ES	1	N	03-2025	28.21
032295	100-641323	000000	03/17/25	000000	V040856	SMARTVOICE FEES MS/HS	1	N	03-2025	28.21
	**SUB-TOTAL: ZAYO EDUCATION, LLC									794.63
316934	100-621310	000000	03/31/25	000000	DYSLEXIA READING, WRITIN	CREDIT REIMBURSEMENT (3)	1	N	03-2025	165.00
	**SUB-TOTAL: CHARO STAPLEY									165.00
	***GRAND TOTAL - VENDOR COUNT: 49									99,256.21

ACCT #	ACCT NAME	BEG BALANCE	MTD ACTIVITY	YTD BALANCE
ASSOCIATED STUDENT BODY FUND				
238-111100	CASH IN BANK-- ASB	85,730.70	14,584.87CR	71,145.83
238-111110	PETTY CASH	1,600.00	0.00	1,600.00
238-111120	CASH - ELEMENTARY ASB FUND	12,180.33	0.00	12,180.33
238-112100	LGIP - ASB FUND #3120	21,503.74	0.00	21,503.74
238-114200	RECEIVABLE	12,772.69	0.00	12,772.69
	TOTAL STUDENT BODY ASSETS	133,787.46	14,584.87CR	119,202.59
STUDENT BODY FUNDS				
238-213000	ACCOUNTS PAYABLE	1,460.00CR	1,460.00	0.00
238-218350	SALES TAX PAYABLE	870.56CR	0.00	870.56CR
238-223100	HIGH SCHOOL STUDENT BODY	22,940.85CR	292.30	22,648.55CR
238-223107	MIDDLE SCHOOL STUDENT BODY	8,143.24CR	0.00	8,143.24CR
238-223110	AT RISK FUND	447.28CR	0.00	447.28CR
238-223125	CONCESSIONS	10,615.68CR	3,904.00	6,711.68CR
ATHLETIC FUNDS				
238-223200	GENERAL ATHLETIC FUND	974.66	17,807.97CR	16,833.31CR
238-223201	FOOTBALL	4,593.42CR	3,070.01	1,523.41CR
238-223202	FOOTBALL FUNDRAISERS	328.00CR	0.00	328.00CR
238-223210	VOLLEYBALL	8,377.68CR	2,854.66	5,523.02CR
238-223211	VOLLEYBALL FUNDRAISERS	0.00	0.00	0.00
238-223220	GIRLS BASKETBALL	8,327.54CR	7,953.41	374.13CR
238-223221	GIRLS BASKETBALL FUNDRAISERS	2,047.78CR	0.00	2,047.78CR
238-223230	BOYS BASKETBALL	17,404.57CR	6,808.79	10,595.78CR
238-223231	BOYS BASKETBALL FUNDRAISERS	0.00	0.00	0.00
238-223240	TRACK	3,543.70CR	0.00	3,543.70CR
238-223250	CHEER	1,665.10CR	3,104.94	1,439.84
238-223260	SOFTBALL	99.00CR	0.00	99.00CR
238-223261	SOFTBALL FUNDRAISERS	107.86CR	0.00	107.86CR
238-223270	BASEBALL	2,679.00CR	0.00	2,679.00CR
238-223271	BASEBALL FUNDRAISERS	453.21CR	0.00	453.21CR
238-223280	GOLF	1,109.99CR	0.00	1,109.99CR
238-223285	WRESTLING	7,062.58	766.84	7,829.42
238-223286	WRESTLING FUNDRAISERS	91.66CR	0.00	91.66CR
CLASSES				
238-223400	STUDENT COUNCIL	886.52CR	0.00	886.52CR
238-223401	CLASS OF 2022	2,085.64CR	0.00	2,085.64CR
238-223402	CLASS OF 2023	2,235.13CR	0.00	2,235.13CR
238-223403	CLASS OF 2024	2,740.08CR	0.00	2,740.08CR
238-223404	CLASS OF 2025	2,440.33CR	0.00	2,440.33CR
238-223405	CLASS OF 2026	1,141.40CR	0.00	1,141.40CR
238-223407	CLASS OF 2027	445.00CR	0.00	445.00CR
238-223408	CLASS OF 2028	0.00	0.00	0.00
CLUBS				
238-223521	YEARBOOK	10,991.39	0.00	10,991.39
238-223523	DRAMA	4,902.88CR	0.00	4,902.88CR
238-223530	LIBRARY	819.29CR	0.00	819.29CR
238-223532	INDIAN CLUB	4,104.28CR	328.00	3,776.28CR
238-223533	BOOSTER CLUB	364.79CR	0.00	364.79CR
238-223534	HONOR SOCIETY	11.10CR	0.00	11.10CR
238-223536	PBIS PAWS STORE	1,227.07	0.00	1,227.07
238-223539	ROBOTICS	939.56	0.00	939.56
238-223540	FRENCH CLUB	2,553.31CR	0.00	2,553.31CR
238-223541	PEP CLUB	390.37CR	0.00	390.37CR
238-223547	FFA	6,763.18CR	0.00	6,763.18CR
238-223549	AISES CONFERENCE	5,042.22CR	0.00	5,042.22CR
238-223553	BAND-MUSIC	3,057.46CR	0.00	3,057.46CR
238-223555	NEZ PERCE LANGUAGE	165.92CR	0.00	165.92CR
238-223556	BPA	2,438.92CR	0.00	2,438.92CR
238-223560	SEL EDUCATION PROJECTS	1,179.65CR	0.00	1,179.65CR
238-223561	CAP AND GOWN	124.56CR	1,849.89	1,725.33
238-223562	MAPP	56.92CR	0.00	56.92CR
238-223564	CR-PLC INCENTIVE	463.96CR	0.00	463.96CR
238-223565	DRUG FREE SCHOOLS	3,083.36CR	0.00	3,083.36CR
238-223900	DUE TO STUDENT GROUPS	0.00	0.00	0.00
238-320200	FUND BALANCE	12,180.33CR	0.00	12,180.33CR
	TOTAL LIABILITIES & FUND BALANCE	133,787.46CR	14,584.87	119,202.59CR

REFR#	DESCRIPTION	AMOUNT	DATE
649692	CHEER FUNDRAISER- 4 HOODIES	160.00CR	02/03/25
649693	HSGB OROFINO GATE	1,262.00CR	02/03/25
649694	HSGB OROFINO CONCESSION	1,228.00CR	02/03/25
649695	HSGB OROFINO CLUB SALE=HS LEADERSHIP	1,026.00CR	02/04/25
649696	HS WRESTLING GATE	220.00CR	02/05/25
649698	SR PROJECT BAKE SALE-ZACH	618.00CR	02/05/25
649699	HS WRESTLING-CLUB-MS LEADERSHIP	152.00CR	02/05/25
649700	HS WRESTLING CONCESSION TAX	199.00CR	02/05/25
849601	HSGB DISTRICTS GATE	889.00CR	02/06/25
849602	HSGB DISTRICTS CONCESSION	656.00CR	02/06/25
849603	HSGB DISTRICT CLUB-BAND	154.50CR	02/06/25
849604	HSBB POTLATCH GATE	1,031.00CR	02/11/25
849605	HSBB POTLATCH CONCESSION	945.50CR	02/11/25
849606	HSBB POTLATCH CLUB-HS LEADERSHIP	539.75CR	02/11/25
849607	SILENT AUCTION-NALONI SR PROJECT	88.00CR	02/11/25
849608	NALONI,TIMANI, MARINA, DALLAS SR PROJECT	927.00CR	02/11/25
849609	HS LEADERSHIP BREAKFAST FUNDRAISER	1,095.00CR	02/11/25
849610	GIRLS DISTRICTS CONCESSION	414.08CR	02/11/25
849611	GIRLS DISTRICTS CLUB-MS LEADERSHIP	266.11CR	02/11/25
849612	MSGB PULLMAN GATE	247.00CR	02/13/25
849613	MSGB PULLMAN CONCESSION	101.50CR	02/13/25
849614	MSGB PULLMAN CLUB MS LEADERSHIP	157.00CR	02/13/25
849615	GIRLS DISTRICTS CONCESSION	483.00CR	02/13/25
849616	GIRLS DISTRICTS CLUB-HS LEADERSHIP	198.00CR	02/13/25
849617	CHARLIE/FAITH SR PROJECT-SILENT AUCTION	852.00CR	02/13/25
849618	DONATION TO FAITH/CHARLIE SR PROJECT	15.00CR	02/13/25
849619	GIRLS DISTRICTS CONCESSION	450.00CR	02/14/25
849620	GIRLS DISTRICT CLUB-BAND	113.00CR	02/14/25
849621	NPT PAYROLL DONATION	11.00CR	02/14/25
849622	NPT SENIOR TRIBAL MEMBER PASS	35.00CR	02/14/25
849623	LOGOS RMBRS FOR REFS PAID IN DRAGONFLY	456.44CR	02/14/25
849624	MS LEADERSHIP FUNDRAISER/DONATIONS	1,650.00CR	02/14/25
849625	MS LEADERSHIP FUNDRAISER	170.00CR	02/14/25
849626	RMBS WRESTLING-PLAYER PD DIDN'T GO	40.00CR	02/14/25
849627	CHEER FUNDRAISER	440.00CR	02/18/25
849628	CHEER FUNDRAISER-1 HOODIE, 9 T-SHIRTS	220.00CR	02/18/25
849629	MS LEADERSHIP DONUT FUNDRAISER	1,206.00CR	02/18/25
849630	HSBB KENDRICK GATE	1,305.00CR	02/18/25
849631	HSBB KENDRICK CONCESSION	1,077.00CR	02/18/25
849632	HSBB KENDRICK CLUB-HS LEADERSHIP	589.00CR	02/18/25
849633	BLANKET PASS FUNDRAISER-NALONI SR PROJECT	352.00CR	02/18/25
849634	HSBB CV CONCESSION	544.00CR	02/18/25
849635	HSBB CV CLUB-HS LEADERSHIP	685.00CR	02/19/25
849636	DONATION TO GIRLS STATE PD	214.00CR	02/19/25
849637	FUNDRAISER/DONATIONS-HS LEADERSHIP	1,000.00CR	02/19/25
849638	MSGB MOSCOW GATE	235.00CR	02/19/25
849639	MSGB MOSCOW CONCESSION	121.00CR	02/19/25
849640	MSGB MOSCOW=CLUB-MSLEADERSHIP	115.00CR	02/19/25
849641	CHEER FUNDRAISER-SWEATSHIRT CASSIE HAYES	40.00CR	02/20/25
849642	MS LEADERSHIP-DONUT FUNDRAISER	1,000.00CR	02/20/25
849643	HSBB DISTRICTS GATE	1,320.00CR	02/20/25
849644	HSBB DISTRICTS CONCESSION	421.75CR	02/20/25
849645	HSBB DISTRICT CLUB SALES-MS LEADERSHIP	186.00CR	02/20/25
849646	HSBB DISTRICTS=BAND DRINK FUNDRAISER	133.00CR	02/20/25
849647	SENECA DONATION TO GIRLS BASKETBALL	2,000.00CR	02/21/25
849648	SENECA DONATION TO MS LEADERSHIP	1,500.00CR	02/21/25
849649	HS BOYS DISTRICTS CONCESSION	505.50CR	02/25/25
849650	NPT PAYROLL DONATION	11.00CR	02/25/25
849651	NEVAEH RUSSELL YEARBOOK	55.00CR	02/25/25
849652	PAYMENT ON LETTERMAN'S JACKET	182.95CR	02/25/25
849653	HS BOYS DISTRICTS CONCESSION	568.70CR	02/26/25
849654	HS BOYS DISTRICTS CLUB SALE=BAND	179.00CR	02/26/25
849655	DONATION TO SPECIAL FORCES	580.00CR	02/26/25
849656	DONATIONS TO BASEBALL	340.00CR	02/27/25
849657	RMBRS WRESTLING FOR STUDENT PD, DIDN'T GO TO M	40.00CR	02/27/25
849658	HS BOYS DISTRICTS CONCESSION	285.00CR	02/28/25
849659	DONATIONS TO BASEBALL	2,080.00CR	02/28/25
849660	DONATION TO BASEBALL	160.00CR	02/28/25
***	TOTAL	36,540.78CR	

REFR#	VENDOR	AMOUNT	DATE	DESCRIPTION
006522	LAKE CITY HIGH SCHOOL	175.00	02/13/25	WRESTLING MEET ENTRY FEE
006523	MATTHEW LATTUADA	85.25	02/13/25	PER DIEM WRESTLING MEET
006524	CHRISTOPHER KATUS	85.25	02/13/25	PER DIEM WRESTLING MEET
006525	TENA MCKIM	320.00	02/13/25	8 STUDENTS PER DIEM \$40 EACH
006526	TENA MCKIM	3,120.00	02/18/25	11 STUDENTS PER DIEM-4DAYS@\$30 PER DAY
006527	JOSH LEIGHTON, JR.	214.50	02/18/25	PER DIEM 2/19
006528	JOSLYN LEIGHTON	214.50	02/18/25	PER DIEM 2/19
006529	CATHERINE BIGMAN	214.50	02/18/25	CHEER COACH PER DIEM 2/19
006530	DEL RAE KIPP	214.50	02/18/25	CHEER COACH PER DIEM 2/19
006531	LORI LYNN PICARD	214.50	02/18/25	GAME MANAGER PER DIEM 2/19
006532	DAWN LEIGHTON	100.00	02/18/25	STATS MANAGER STIPEN
006533	D'LISA PENNEY	570.64	02/18/25	PER DIEM 2/19
006534	LORI LYNN PICARD	356.14	02/18/25	MILEAGE 532 TOTAL @ .67 PER MILE
006535	RICK HEIMGARTNER	214.50	02/18/25	BUS DRIVER PER DIEM 2/19
006536	CHRISTOPHER KATUS	85.25	02/18/25	COACH PER DIEM 2/21
006537	MATTHEW LATTUADA	85.25	02/18/25	COACH PER DIEM 2/21
006538	ROZELLE TIEDE	214.50	02/18/25	CHEER BUS DRIVER PER DIEM 2/19
006539	TENA MCKIM	200.00	02/18/25	5 STUDENTS PER DIEM @ \$40 EACH
006540	LORETTA SPAULDING	214.50	02/19/25	PER DIEM 2/19
006541	AMAZON CAPITAL SERVICES, INC.	1,840.04	02/19/25	AISES PROJECT SUPPLIES
006542	NORTHWEST ENGRAVING SERVICE	180.00	02/19/25	AWARD ENGRAVING
006543	ALBERT PENNEY	114.72	02/19/25	REFEREE FOR 2 MS GIRLS GAMES @ \$57.36 EACH
006544	IHSAA	35.00	02/19/25	TUI MOLIGA -BASEBALL COACH
006545	BROOKLYN BAPTISTE	114.72	02/19/25	REFEREE FOR 2 MS GIRLS BASKETBALL GAMES
006546	VALLEY FOODS	21.69	02/19/25	JAN CONCESSION OPEN PO
006547	D'LISA PENNEY	65.14	02/19/25	RMBRS FOR VALLEY FOODS PURCHASE
006548	ART BEAT INC.	1,266.25	02/19/25	LEADERSHIP CONFERENCE T-SHIRTS
006549	DOMINO'S PIZZA	167.76	02/19/25	1/21 ORDER PIZZA FOR IND CLUB
006550	WELLS FARGO BANK	5,943.79	02/20/25	CONCESSION SUPPLIES
006551	JENNY WILLIAMS	120.00	02/21/25	FUNDS FOR WORKING CONCESSIONS
006552	LITTLE MOOSE PRINTS	650.00	02/21/25	WRESTLING CAMP T-SHIRTS
006553	MATTHEW LATTUADA	208.80	02/25/25	PER DIEM WRESTLING STATE
006554	CHRISTOPHER KATUS	208.80	02/25/25	PER DIEM WRESTLING STATE
006555	TENA MCKIM	550.00	02/25/25	5-STUDENT PER DIEM-4DAYS@\$110 EACH
006556	IDAHO DEPT OF AGRICULTURE	12.00	02/27/25	SCALE CHECK
006557	URM STORES, INC.	3,715.76	02/27/25	JAN CONCESSION OPEN PO
006559*	COSTCO	42.23	02/27/25	PATHWAYS MEETING SUPPLIES
006560	GAME ONE	369.80	02/27/25	PANTS
	*** TOTAL	22,525.28		



LAPWAI ELEMENTARY SCHOOL
LAPWAI SCHOOL DISTRICT #241
Lapwai ID 83540
(208) 843-2960

To: Board of Trustees
From: Teri Wagner
Date: March 12, 2025
RE: March Board Back-Up

Building Documents Attached

- Attendance
- Faculty Meeting Agendas
- Professional Learning Agendas
- Discipline Reports
- Enrollment Summary
- Financial Statements

Professional Learning Topics

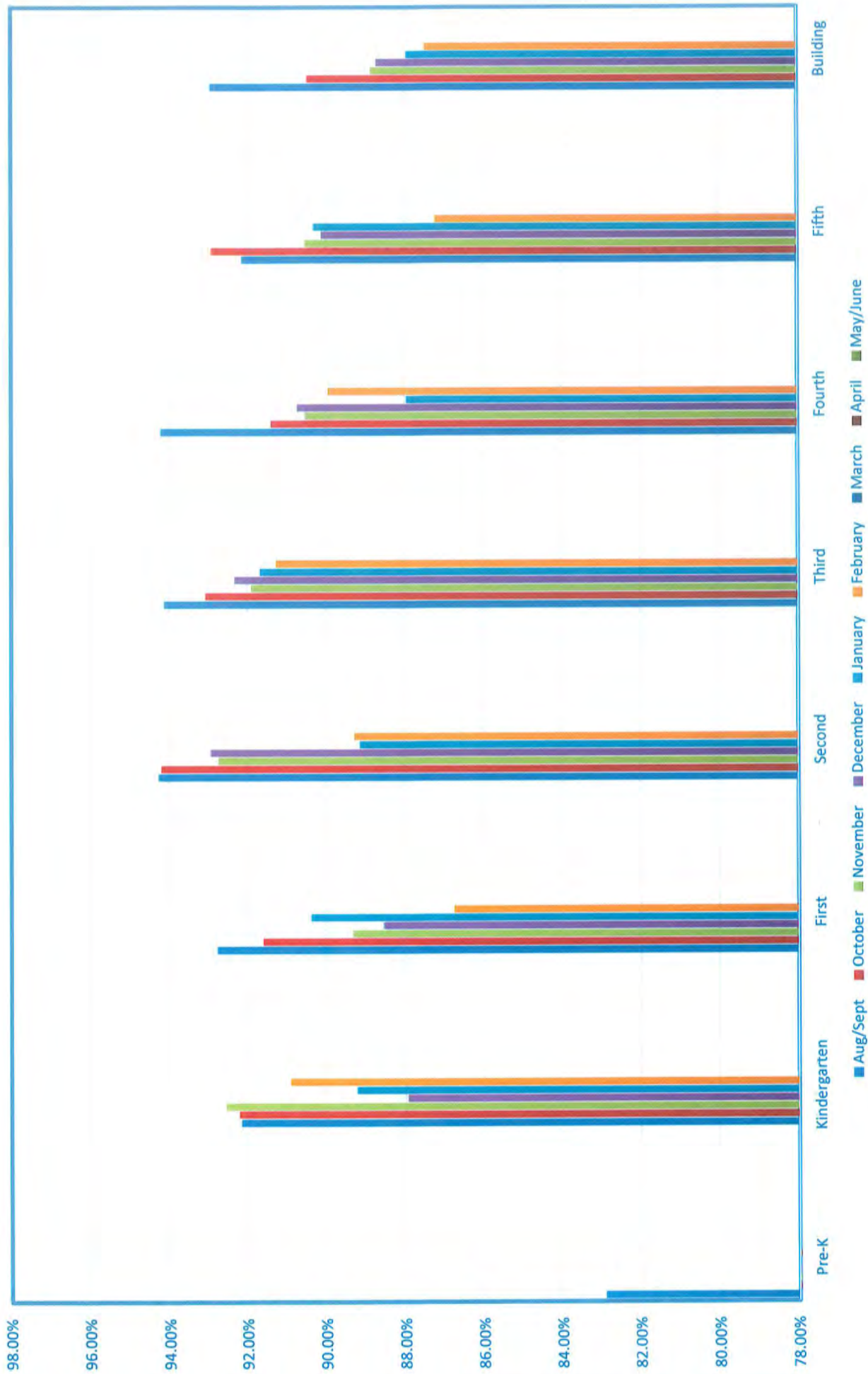
- English Language Arts Core Program
- I-Ready Math
- Health and Safety
- Safety Care Training
- Progress Monitoring, Assessments and Data Analysis
- Intervention Planning, Goal Setting, and Implementation
- Empowering Professional Learning Teams
- Professional Learning Communities +

Family/Community Involvement

- Success Assemblies
- Second-Fifth Grade Dance Extravaganza
- Community Visitors in Classrooms
- Attendance Celebrations
- Nez Perce Language Classes in Classrooms and After School Program
- After School Program and the Canoe Project

Together, we ensure all students will reach their full potential.

kiiye pecepelihniku' wapáyat'as mamáy'asna hipewc'éeyu'ciukwenin'.



LAPWAI ELEMENTARY SCHOOL
 ATTENDANCE
 2024/2025

Leadership Team Meeting
Monday, February 24, 2025

LT Member	Sign in
Kelly Hillman	Here
Jen Becker	Here
Jene Ane Carlin	Here
Cassie Hays	Here
Beau Woodford	Here
Colleen Bonner	Absent
Becca Cooley	Here
Teri Wagner	Here
David Aiken	Here

Time: 3:40-7:00 PM (210 minutes)
Location: Room 215
Bring: Dinner-Provided
Snacks and Drinks
Device

Our Team Norms

- Remain data driven, present, and focused
- Refuse to admire problems and insist on solutions
- Ensure balanced, respectful, and effective communication

1. Quick review of norms and minutes from last meeting (5 minutes)
2. Share Celebrations and good of the group (10 minutes)
3. Review Safety Concerns (10 minutes)
4. After School Program (10 minute)
5. Review Building Goals (15 minutes)

ELA

Fifty percent of Lapwai Elementary School students grades K-5 will meet or exceed expected growth in reading (K Letter Sound) fluency as measured by Fall 2024 to Spring 2025 DIBELS 8 Benchmark Assessment.

Math

Fifty-five percent of Lapwai Elementary School students grades K-5 will meet or exceed typical growth as measured by Fall 2024 to Spring 2025 I-Ready MATH Assessment.

PBIS

School-wide discipline referrals for the infraction of disrupting/defiance will decrease by 30% from June 2024- June 2025 as reported through the SWIS data.

Percent Students at Each Grade Level Meeting Benchmark 2024-2025					
	Letter Naming Fluency	Oral Reading Fluency	Oral Reading Accuracy	Istation	i-Ready
K	8% 47%			15% 39%	9% 36%
1	26% 36%	8% 23%	5% 15%	36% 49%	3% 21%
2		10% 32%	21% 61%	41% 41%	0% 5%
3		41% 33%	41% 64%	51% 56%	0% 5%
4		22% 45%	44% 66%	41% 52%	9% 15%
5		45% 44%	42% 65%	52% 68%	12% 23%

Orange=Fall Scores
 Blue=Winter Scores
 Green=Spring Scores

Student Growth 2024-2025			
	Accelerated and Above ISATION	Realistic and Ambitious FLUENCY	Typical and Stretch MATH
K	69%	25/32= 78%	10/32= 31%
1	46%	LNF 28/39 64% ORF 12/39 31%	9/39= 23%
2	54%	27/38= 71%	1/38 = 1%
3	72%	34/39 = 87%	9/39 = 23%
4	50%	29/32 = 90%	10/30 = 33%
5	79%	17/32 53%	13/32= 41%
		160/212 =75%	43/210=21%

6. Review goals and adjust based on current data

7. Plan for ELA Adoption (90 minutes)

- Share and discuss information from meeting with ECRI consultant
ECRI has developed sound spelling cards for CKLA and is willing to train us to help with the alignment to CKLA.
- Share and discuss information from meeting with CKLA consultant
https://amplify.com/pdf/uploads/2024/08/CKLA-3E_Sampling_Choice_PathwaysBrochure_090524_WEB.pdf

<https://amplify.com/programs/boost-reading/>

<https://www.youtube.com/watch?v=OMuiprGq9QY>

8. Share Progress on Kindergarten Support (10 minutes)

9. Plan Professional Learning for March and April 2025 (30 minutes)

Feb 28	Building Faculty Meeting, Safety Care Share, i-Ready Share
March 7	Data Analysis and Collaboration
March 14	District PD
March 21	Overview CKLA Zoom? Possibly
April 18	Data Analysis and Collaboration?
April 25	NP Culture and Language Team

*May 16th- District Wide Place based learning/PD

*May 27th- District Wide Pow Wow

10. Set date and develop agenda for next LT meeting and evaluate meeting effectiveness (10 minutes)

Professional Learning Agenda
February 28, 2025

Faculty Meeting (1:25-1:50)

- Introduce new faculty member
- Share outlook for next year's funding
- Remind faculty about nutritional guidelines
- Prepare for safety drills
- Good of the group

Safety Care (1:50-2:10)

Learning intention

I am learning about the basics of Safety-Care training.

Success Criteria

I can explain two things that Safety-Care training accomplished at Lapwai Elementary.

Math Data Analysis (2:10-3:00)

<https://cdn.bfldr.com/LS6J0F7/at/hz8jbhxn4vw5jsjw2v5c9pwv/iready-classroom-math-data-analysis-guide.pdf#page=11>

Learning Intention

I am learning about the data that is available from *i-Ready*.

Success Criteria

I can use the school data to inform the data analysis of my class.

I can identify and answer an *i-Ready* question about my classroom data.

I can discuss the question and answer with my grade level partner.

Math Resources (3:00-3:30)

Learning Intention

I am learning about resources available from *i-Ready*.

Success Criteria

I can identify one of the resources that I am already using and tell my grade level band the advantages of the resource.

And/Or

I can identify a new resource and explain to my grade level band how I will use this new resource.

Professional Collaboration Schedule

March 7, 2025

Please meet in the room of the person with the underlined name.

1:25-1:45	<u>215</u> Becca, <i>Kelly</i> , Natasha		<u>Kathie</u> , Montoya, Jene Ane, Bahi	Krystle, <u>Traci</u> , <i>Jaylie, Rhea</i>
1:45-2:05	<u>215</u> Becca, <i>Melissa</i> , Cassie			Sasha, Delaney, Bahi, Jene Ane, Montoya, <i>Jaylie</i> Rhea, <u>Traci</u>
2:05-2:25	<u>215</u> Becca, Beau, Nate	<u>Colleen</u> , Cassidy Kathie, Krystle, Tracie		Kelly, Natasha, Bahi, Jene Ane, Montoya, Jaylie Rhea, <u>Traci</u>
2:25-2:45	<u>215</u> Becca, <i>Carleen</i> , <i>Teeiah</i>	<u>Colleen</u> , Cassidy Sasha, Delaney	<u>Melissa</u> , Jene Ane, Montoya, Jaylie	Cassie, <u>Traci</u> , Bahi, Rhea
2:45-3:05			Nate, <u>Traci</u> , Montoya, Rhea	<u>Beau</u> , Jene Ane
3:05-3:25			<i>Carleen, Teeiah</i> , <u>Traci</u> , Jaylie	

Intervention Groups and Individual Interventions

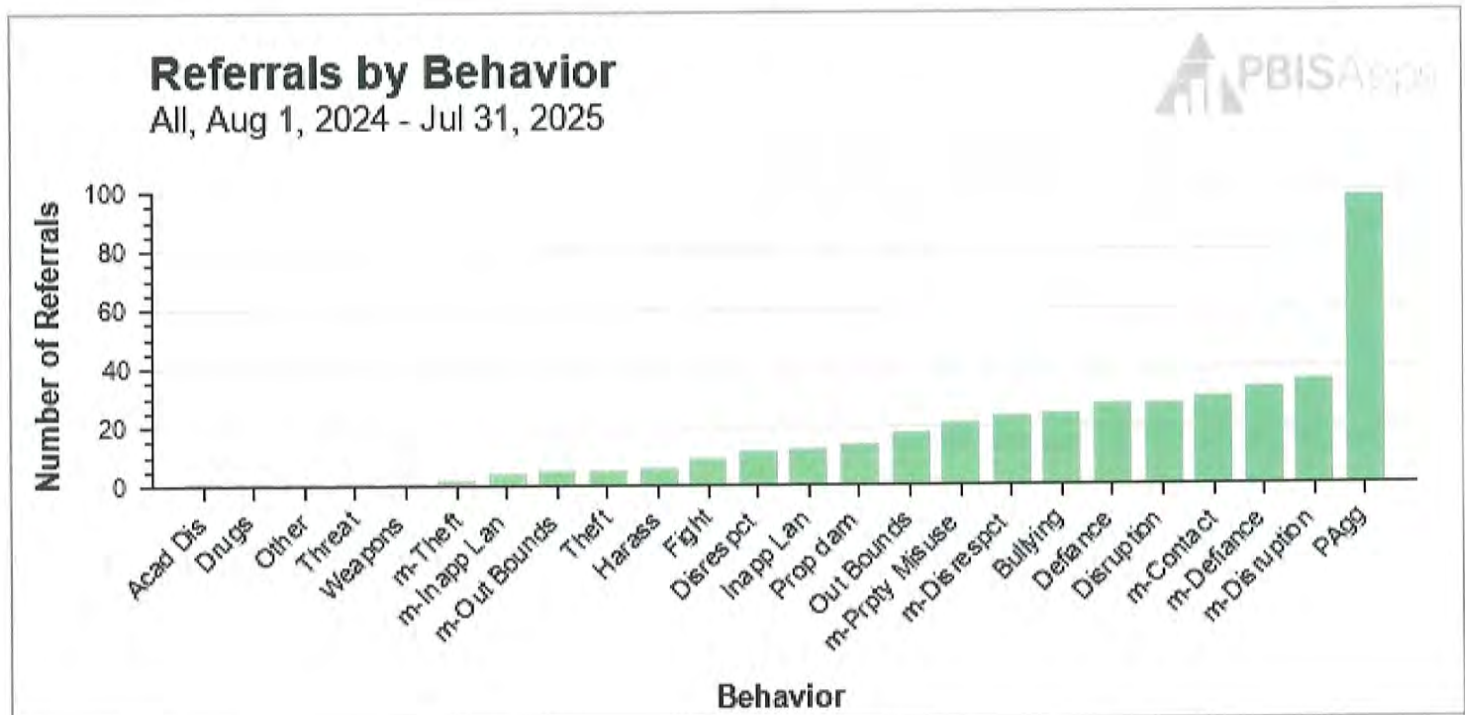
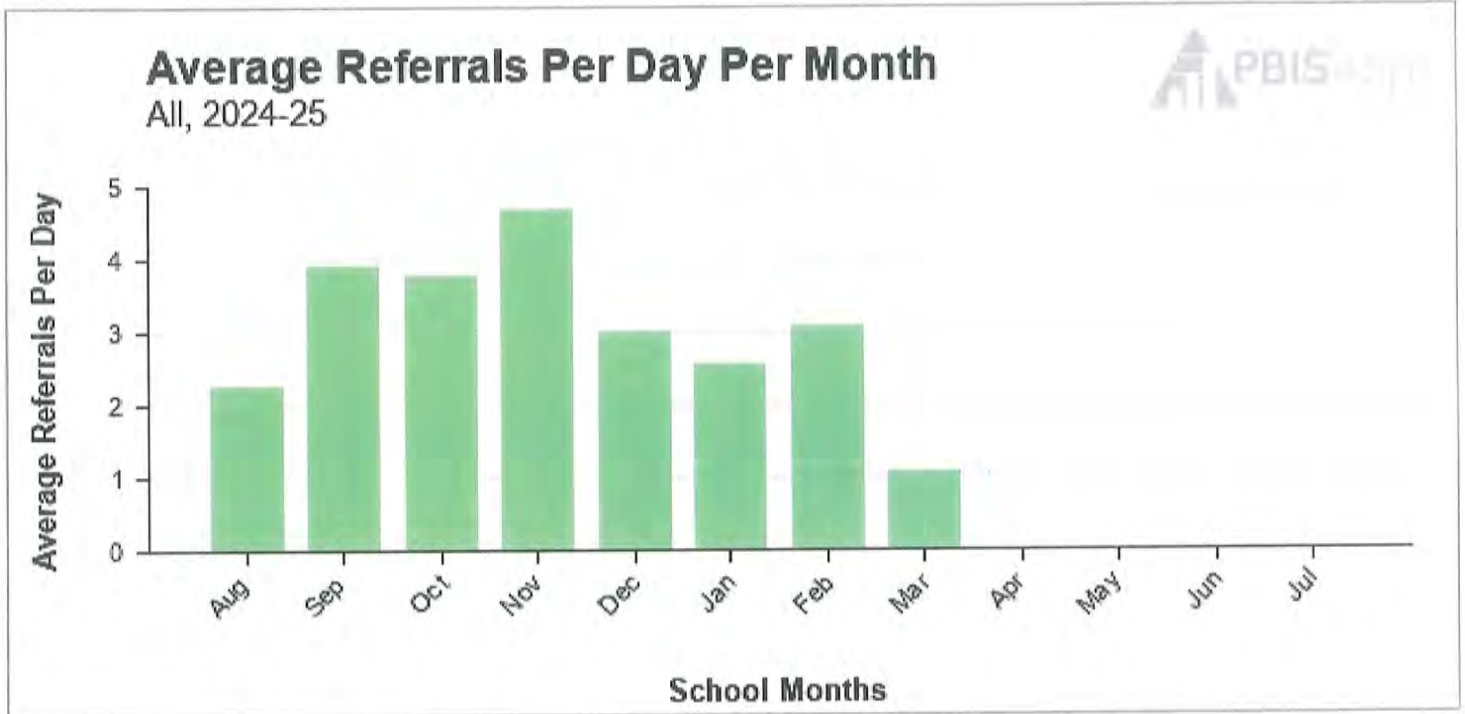
If a student is making above or accelerated progress:

CELEBRATE and REPLICATE!

If student is not making expected progress:

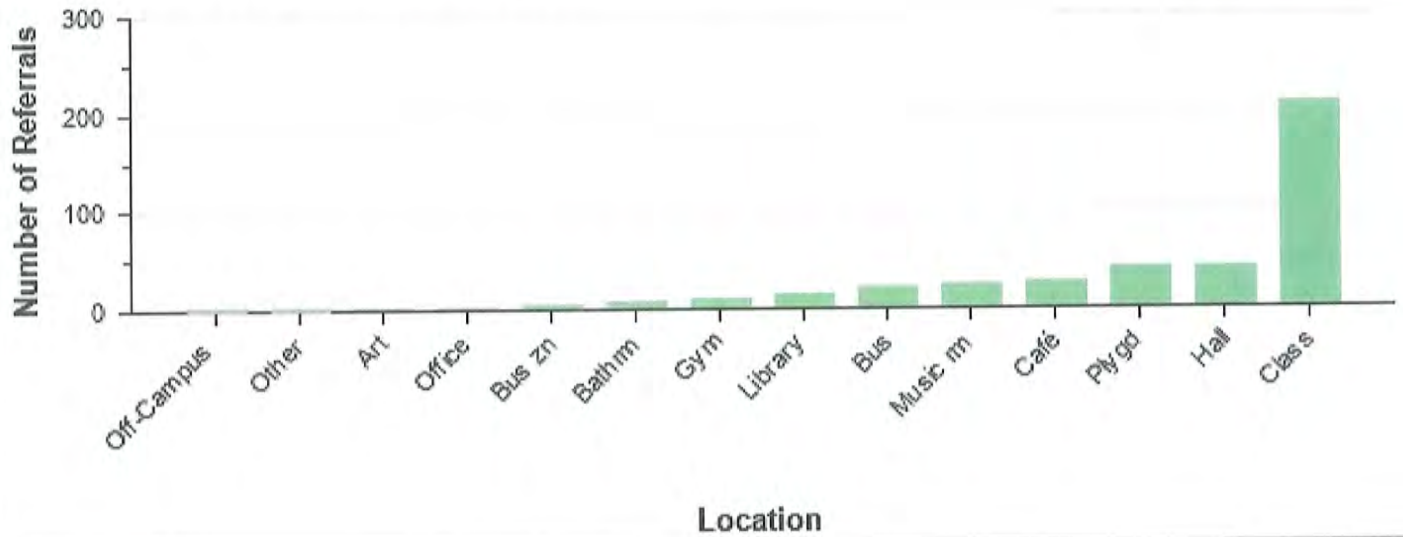
- Is it the correct intervention? Does the intervention align with the diagnosis of a concern?
- Is the intervention at the correct frequency and duration?
- Is the interventionist the best fit for the student?

School Summary
 2024-25

Outcome: All Referrals


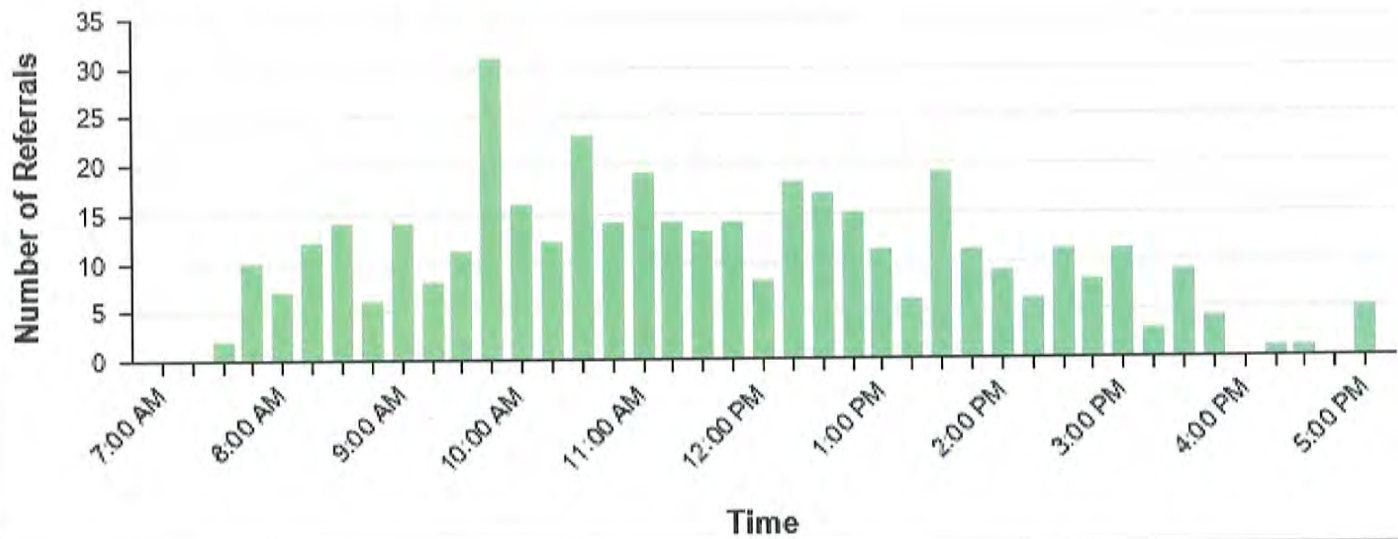
Referrals by Location

All, Aug 1, 2024 - Jul 31, 2025



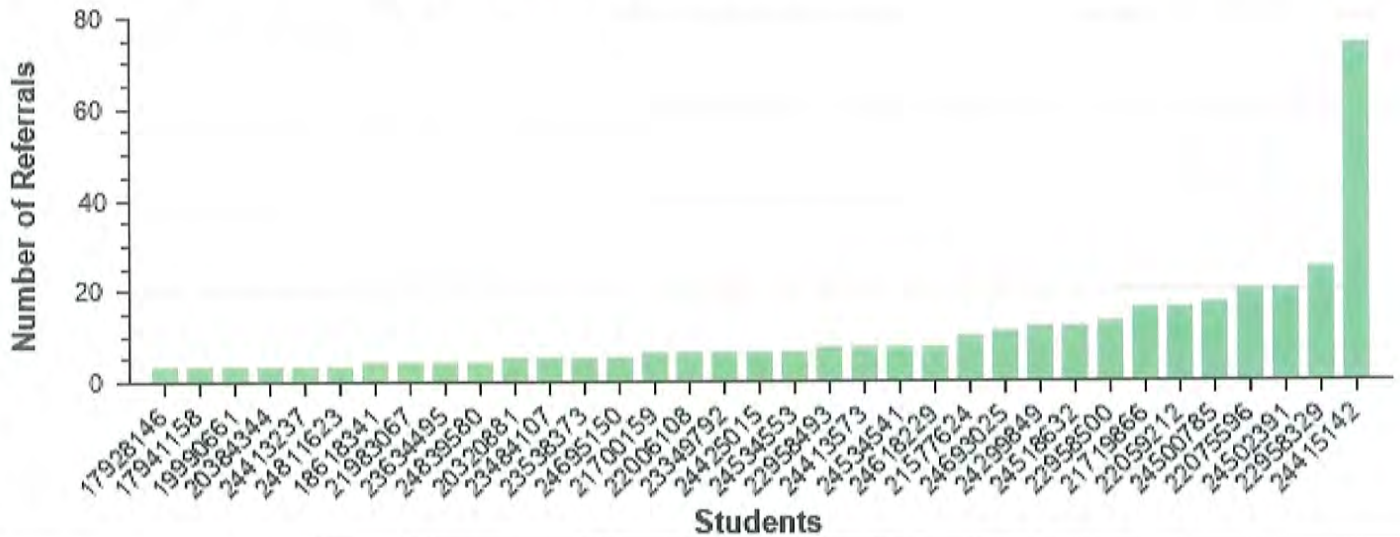
Referrals by Time

All, Aug 1, 2024 - Jul 31, 2025



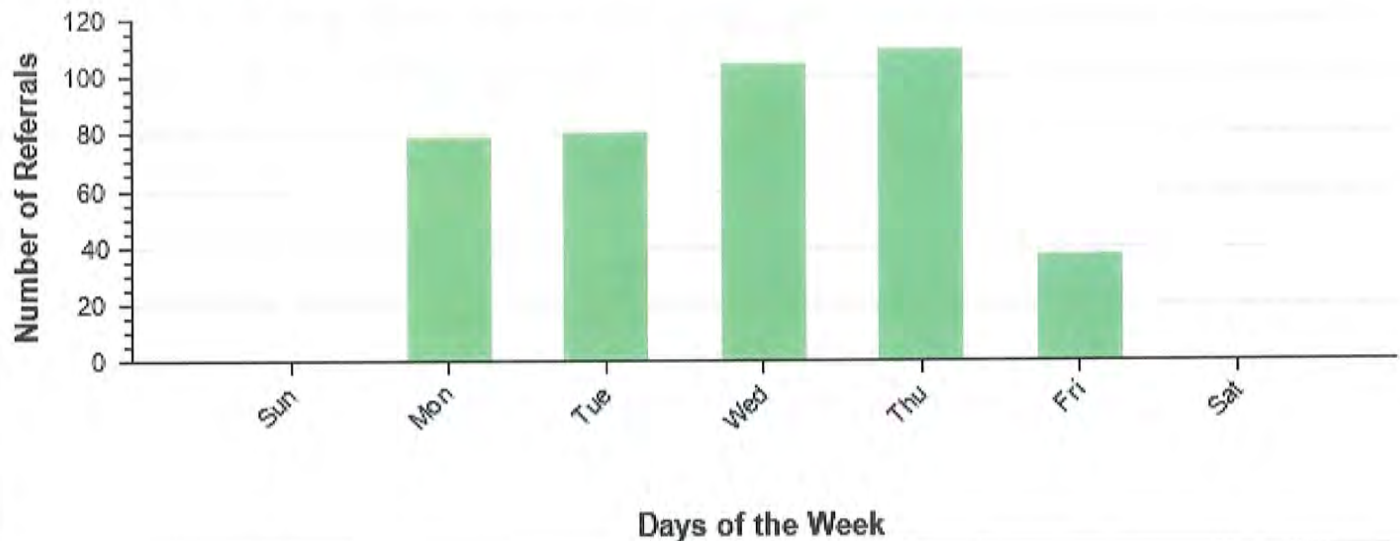
Referrals by Student

All, Aug 1, 2024 - Jul 31, 2025, At Least 3 Referrals



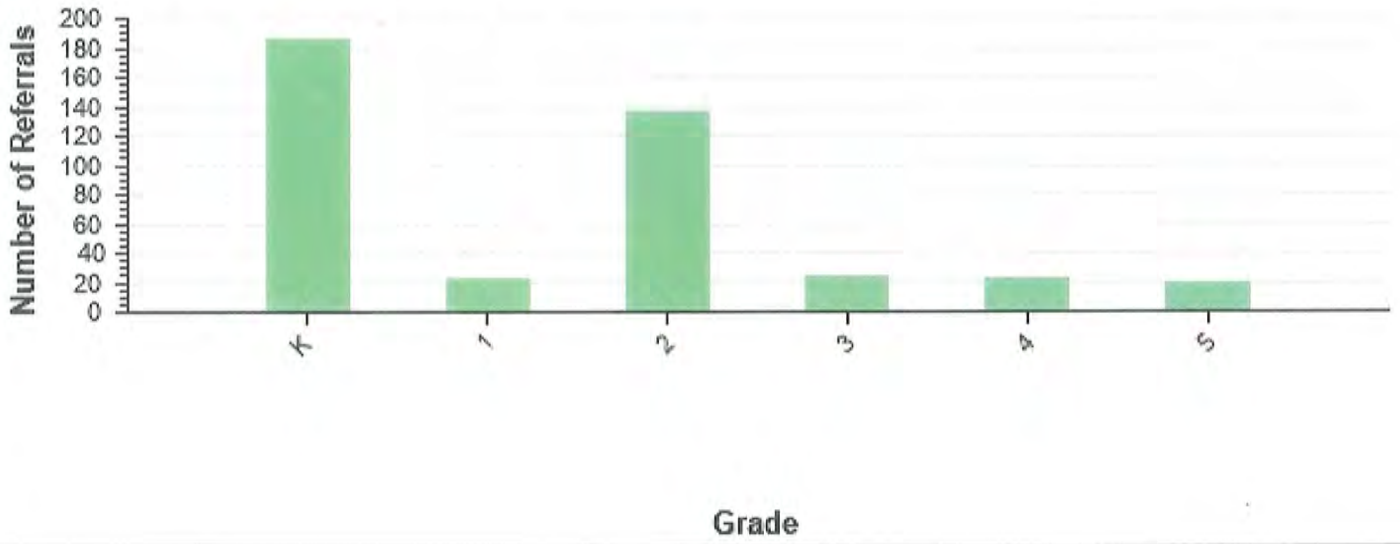
Referrals by Day Of Week

All, Aug 1, 2024 - Jul 31, 2025



Referrals by Grade

All, Aug 1, 2024 - Jul 31, 2025





Enrollment Summary: Federal Ethnicity and Race Report

View:

Federal Ethnicity and Race

Students:

All Active Enrollments

Current Selection

Date:

03/11/2025

Grade Level	Total in Grade	01 – American Indian or Alaska Native	02 – Asian	03 – Black or African American	04 – Native Hawaiian or Pacific Islander	05 – White	Hispanic/Latino	Two or More Race Categories	Unspecified
PK4	16 M 7 /F 9	9 M 5 /F 4	0 M 0 /F 0	0 M 0 /F 0	0 M 0 /F 0	4 M 2 /F 2	1 M 0 /F 1	0 M 0 /F 0	2 M 0 /F 2
K	33 M 16 /F 17	21 M 9 /F 12	0 M 0 /F 0	0 M 0 /F 0	1 M 1 /F 0	6 M 3 /F 3	4 M 3 /F 1	1 M 0 /F 1	0 M 0 /F 0
1	39 M 19 /F 20	33 M 16 /F 17	0 M 0 /F 0	0 M 0 /F 0	0 M 0 /F 0	0 M 0 /F 0	3 M 0 /F 3	3 M 3 /F 0	0 M 0 /F 0
2	39 M 24 /F 15	29 M 21 /F 8	0 M 0 /F 0	0 M 0 /F 0	0 M 0 /F 0	1 M 0 /F 1	6 M 2 /F 4	3 M 1 /F 2	0 M 0 /F 0
3	37 M 15 /F 22	30 M 14 /F 16	0 M 0 /F 0	0 M 0 /F 0	0 M 0 /F 0	1 M 0 /F 1	3 M 1 /F 2	3 M 0 /F 3	0 M 0 /F 0
4	34 M 17 /F 17	22 M 11 /F 11	0 M 0 /F 0	1 M 0 /F 1	0 M 0 /F 0	6 M 4 /F 2	3 M 1 /F 2	2 M 1 /F 1	0 M 0 /F 0
5	35 M 21 /F 14	29 M 16 /F 13	0 M 0 /F 0	1 M 1 /F 0	0 M 0 /F 0	1 M 1 /F 0	2 M 1 /F 1	2 M 2 /F 0	0 M 0 /F 0
Total	233 M 119 /F 114	173 M 92 /F 81	0 M 0 /F 0	2 M 1 /F 1	1 M 1 /F 0	19 M 10 /F 9	22 M 8 /F 14	14 M 7 /F 7	2 M 0 /F 2

The Federal Ethnicity and Race view displays aggregate student data as required by the Federal Ethnicity and Race Categories from the U.S. Department of Education. See the help for more information.

Legend

Icons - Date Entry

DANCE EXTRAVAGANZA

2ND - 5TH GRADES

**MARCH 25, 2025
4:30 - 5:30PM
ELEMENTARY GYM**



34Family, Community, School Partnerships Contact Report 2024-2025

	Aug/Sept	Oct	Nov	Dec	Jan	Feb	Mar	April	May/June	Totals
Mrs. Bonner	97	78	123	48	30	34				
Mrs. Sliger	190	165	217 / 1	172	172	190				
Mrs. Stamper	125	170	189/1	168	152	170				
Mrs. Paris	120	137/1	105/1	140	100	122/1				
Ms. Rabaiotti	185	255/1	201	198/1	199	253/1				
Ms. Calkins	120	152	126	127	125	112				
Mrs. Hillman	147	187/1	164	208	228	174				
Mrs. Beckman	180	110	180	180	130	95				
Mrs. Hays	164	97	154	174	127	119				
Mr. Blyleven	160	93	80	100	100	115				
Mr. Woodford	260	198	128	153	113	201				
Mrs. Baldwin	139	128	145	127	100	98				
Mrs. Arthur	147	108	96	128	102	165/1				
Mrs. Melton	75	25	40	75	45	50				
Mrs. Wagner	106	87	118	107	113	116				
Total	1719	1990/3	2066/3	2105/1	1836	2,014/3				

February 1, 2025

Date	Checks	Deposits	Balance
			Beginning Balance
2/1/25	\$		13,329.49
2/28/25			Ending Balance
			\$ 13,329.49

Analyzed Business Checking - PF

Account number: 801013418 ■ February 1, 2025 - February 28, 2025 ■ Page 1 of 1



LAPWAI SCHOOL DISTRICT #341
LAPWAI ELEMENTARY SCHOOL
STUDENT BODY
230 MAIN ST
LAPWAI ID 83540-6089

Questions?

Call your Customer Service Officer or Client Services
1-800-AT WELLS (1-800-289-3557)
5:00 AM TO 6:00 PM Pacific Time Monday - Friday

Online: wellsfargo.com

Write: Wells Fargo Bank, N.A. (113)
P.O. Box 6995
Portland, OR 97228-6995

Account summary

Analyzed Business Checking - PF

<i>Account number</i>	<i>Beginning balance</i>	<i>Total credits</i>	<i>Total debits</i>	<i>Ending balance</i>
801013418	\$13,329.49	\$0.00	\$0.00	\$13,329.49

Daily ledger balance summary

<i>Date</i>	<i>Balance</i>
01/31	13,329.49
Average daily ledger balance	\$13,329.49



LAPWAI MIDDLE/HIGH SCHOOL

Phone: (208) 843-2241, x3208

dr.penney@lapwai.org

FEBRUARY 2025

To: Board of Trustees
From: Dr. Penney, LMS-LHS
Subject: Board Report for Month of February 2025

Content

1. LMS-LHS Attendance
2. PBIS SWIS Data
3. Friday PD Agendas
4. Leadership Team Minutes/Agenda & Materials
5. Handbook focuses

HONORS LEADERSHIP CONFERENCE

Empowering Young Men and Young Women




Stronghold

Hosted by
Lapwai Indian Education Department
with invited schools including: Clarkston, Kamiah,
Kooskia, Orefino, Caldesac, Lewiston, Plummer, Moscow

MARCH 11 & 12
CLEARWATER RIVER CASINO

This conference offers invaluable opportunities for networking and mentorship, connecting students with established Native American leaders and role models who can provide guidance, support, and inspiration. This conference helps to instill a sense of possibility and ambition, encouraging participants to pursue their goals with determination and resilience.

GUEST SPEAKERS



HELEN GOODTEACHER
Specialist, Board
Facilitator, Native America, LLC
Native American Executive Director



NAHOVA
Native America Help
Our Mission: Assist
Students for Success



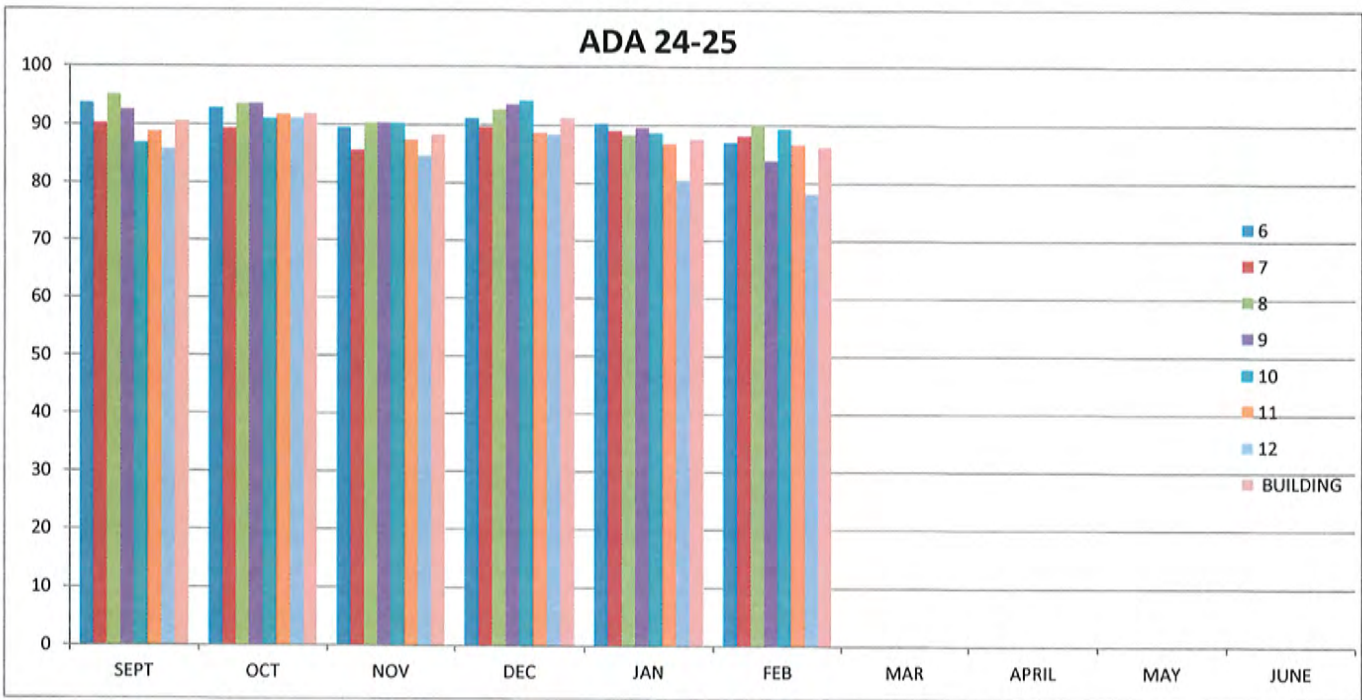
JACI MCCORMACK
CEO of RISE Future



LEVI HORN
Assistant Manager, Supervisor
of Native America



“Together, we ensure all students will reach their full potential.”



Attendance Summary By Grade

Lapwai Middle/High School
02/03/2025 to 02/28/2025 = 19 school days

Grade Level	Carry Fwd	Gain	Mult Gain	Loss	Ending	Actual Days	OffTrack	Days N/E	Days Absent	Days Attd	ADA	ADA %
6	34	0	0	0	34	646	0	0	83.50	562.50	29.61	87.07%
Subtotal	34	0	0	0	34	646	0	0	83.50	562.50	29.61	87.07%
7	37	0	0	0	37	703	0	0	83.00	620.00	32.63	88.19%
8	42	0	0	0	42	798	0	0	79.50	718.50	37.82	90.04%
Subtotal	79	0	0	0	79	1501	0	0	162.50	1338.50	70.45	89.17%
9	32	0	0	0	32	608	0	0	78.50	510.50	26.87	83.96%
10	33	1	0	0	34	646	0	5	68.00	573.00	30.16	89.39%
11	30	0	0	0	30	570	0	0	75.50	494.50	26.03	86.75%
12	36	0	0	1	35	684	0	10	146.50	527.50	27.76	78.26%
Subtotal	131	1	0	1	131	2508	0	15	368.50	2105.50	110.82	84.46%
Grand Total	244	1	0	1	244	4655	0	15	614.50	4006.50	210.88	86.35%

To the best of my knowledge,
the above attendance information is correct.

Signed _____

Date _____

Report Calculations

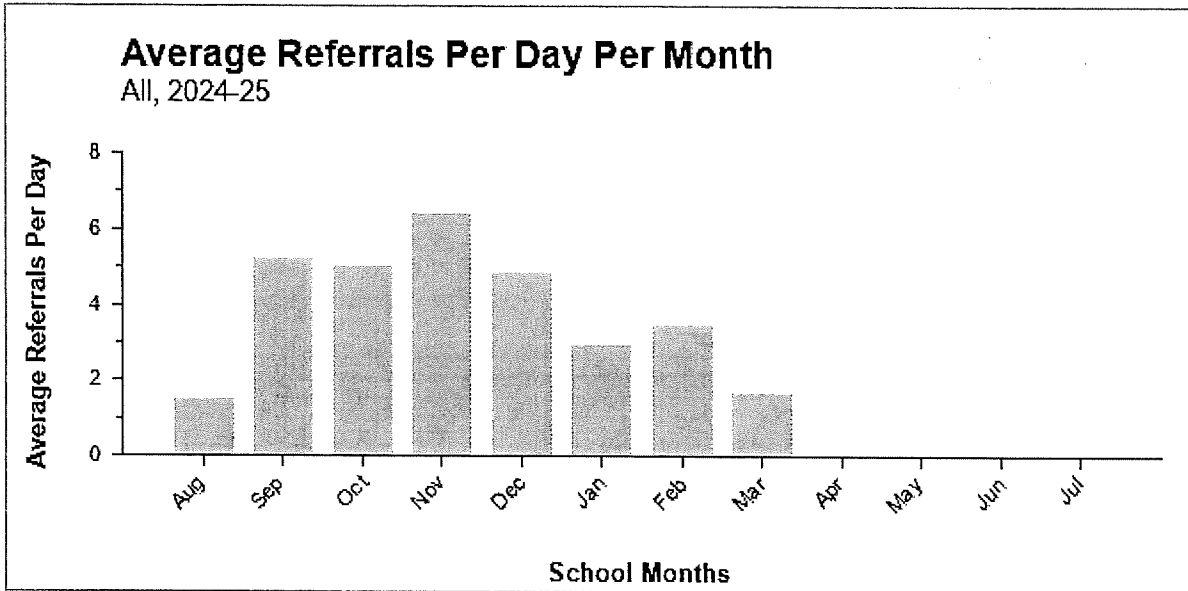
((Carry Fwd + Gain - Mult. Gain) X School Days) = Actual Days

Actual Days - (Off Track + Days N/E + Days Absent) = Days Attd

[Days Attd / (Actual Days - Off Track - Days N/E)] X 100 = ADA%

[Note: Multiple gains are for students that entered more than one time during the report time span.]

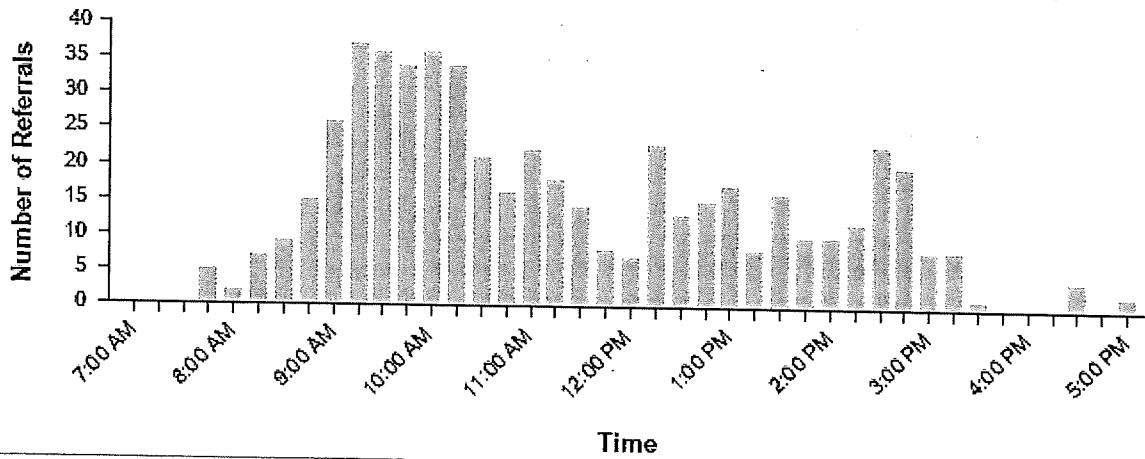
School Summary
 2024-25

Outcome: All Referrals


Data Table				
Year	Month	Days Count	Referral Count	Referrals/School Day
2024	August	4	6	1.50
2024	September	19	99	5.21
2024	October	22	110	5.00
2024	November	15	96	6.40
2024	December	15	73	4.87
2025	January	19	56	2.95
2025	February	19	66	3.47
2025	March	19	31	1.63
2025	April	16	0	0.00
2025	May	20	0	0.00
2025	June	3	0	0.00
2025	July	0	0	0.00
Totals:		171	537	2.59

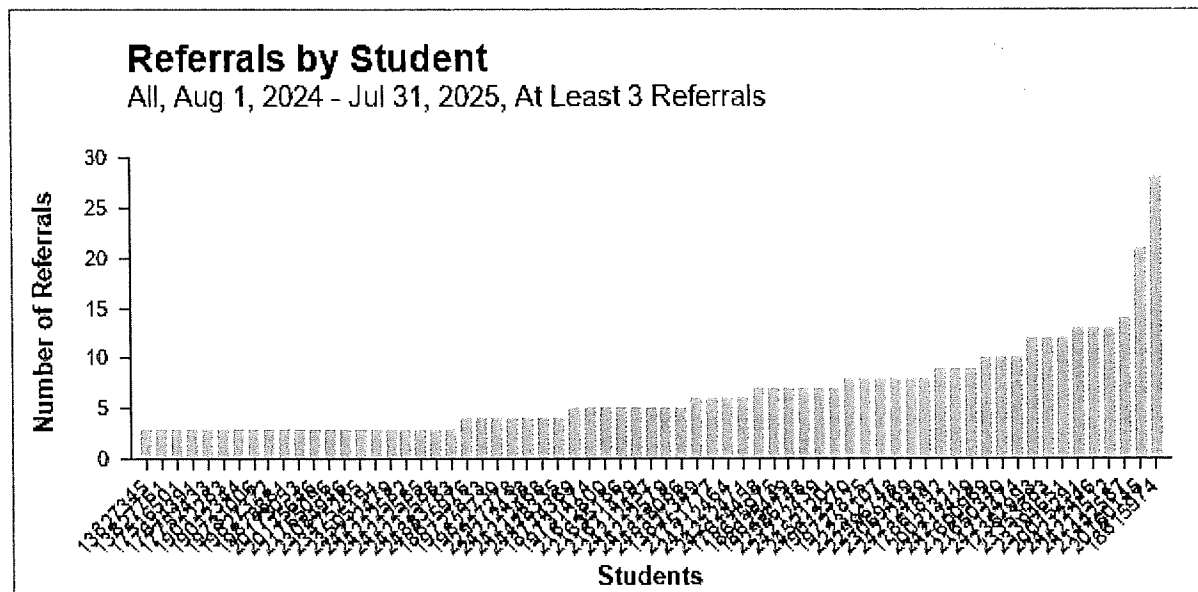
Referrals by Time

All, Aug 1, 2024 - Jul 31, 2025



Data Table		
Time	Frequency	Proportion
7:00 AM	0	0.00%
7:15 AM	0	0.00%
7:30 AM	0	0.00%
7:45 AM	5	0.93%
8:00 AM	2	0.37%
8:15 AM	7	1.30%
8:30 AM	9	1.68%
8:45 AM	15	2.79%
9:00 AM	26	4.84%
9:15 AM	37	6.89%
9:30 AM	36	6.70%
9:45 AM	34	6.33%
10:00 AM	36	6.70%
10:15 AM	34	6.33%
10:30 AM	21	3.91%
10:45 AM	16	2.98%
11:00 AM	22	4.10%
11:15 AM	18	3.35%
11:30 AM	14	2.61%
11:45 AM	8	1.49%
12:00 PM	7	1.30%
12:15 PM	23	4.28%
12:30 PM	13	2.42%
12:45 PM	15	2.79%
1:00 PM	17	3.17%
1:15 PM	8	1.49%
1:30 PM	16	2.98%
1:45 PM	10	1.86%
2:00 PM	10	1.86%
2:15 PM	12	2.23%
2:30 PM	23	4.28%
2:45 PM	20	3.72%
3:00 PM	8	1.49%
3:15 PM	8	1.49%
3:30 PM	1	0.19%
Totals:	537	100%

3:45 PM	0	0.00%
4:00 PM	0	0.00%
4:15 PM	0	0.00%
4:30 PM	4	0.74%
4:45 PM	0	0.00%
5:00 PM	2	0.37%
Totals:	537	100%

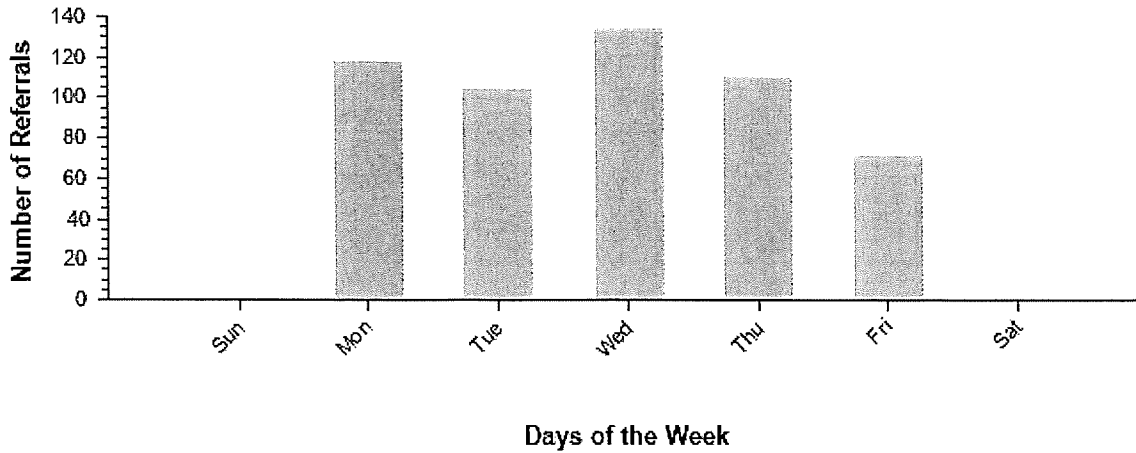


Data Table		
Student ID	Frequency	Proportion
13827345	3	0.68%
13827761	3	0.68%
17516501	3	0.68%
17614391	3	0.68%
17752433	3	0.68%
19012283	3	0.68%
19012344	3	0.68%
19731006	3	0.68%
19827322	3	0.68%
19878881	3	0.68%
20173053	3	0.68%
20175646	3	0.68%
21765096	3	0.68%
23084946	3	0.68%
23475285	3	0.68%
23505191	3	0.68%
24212479	3	0.68%
24212582	3	0.68%
24212585	3	0.68%
24212588	3	0.68%
24883783	3	0.68%
18615976	4	0.91%
19727833	4	0.91%
19822730	4	0.91%
22917278	4	0.91%
24212438	4	0.91%
Totals:	440	100%

24212468	4	0.91%
24478335	4	0.91%
18774369	5	1.14%
19731474	5	1.14%
21612800	5	1.14%
21635186	5	1.14%
21671429	5	1.14%
24212457	5	1.14%
24212579	5	1.14%
24818086	5	1.14%
13827349	6	1.36%
21751717	6	1.36%
24212464	6	1.36%
24212471	6	1.36%
17614458	7	1.59%
18615975	7	1.59%
18625449	7	1.59%
22986748	7	1.59%
24212439	7	1.59%
24521201	7	1.59%
19012370	8	1.82%
19727825	8	1.82%
22231107	8	1.82%
22996748	8	1.82%
23069469	8	1.82%
24212449	8	1.82%
17861892	9	2.05%
20021311	9	2.05%
24212429	9	2.05%
21600969	10	2.27%
21650340	10	2.27%
24212474	10	2.27%
17357993	12	2.73%
23353883	12	2.73%
23394651	12	2.73%
20015291	13	2.95%
24212446	13	2.95%
24212512	13	2.95%
21442587	14	3.18%
20160145	21	4.77%
18615974	28	6.36%
Totals:	440	100%

Referrals by Day Of Week

All, Aug 1, 2024 - Jul 31, 2025

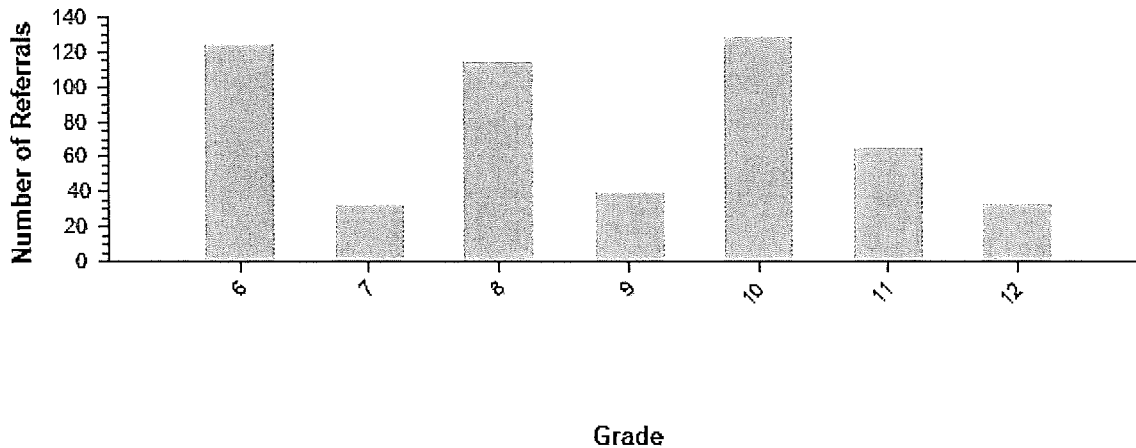


Data Table

Day	Frequency	Proportion
Sunday	0	0.00%
Monday	118	21.97%
Tuesday	104	19.37%
Wednesday	134	24.95%
Thursday	110	20.48%
Friday	71	13.22%
Saturday	0	0.00%
Totals:	537	100%

Referrals by Grade

All, Aug 1, 2024 - Jul 31, 2025



Data Table

Grade	Frequency	Proportion
Pre K-A	0	0.00%
Pre K-B	0	0.00%
Pre K	0	0.00%
K	0	0.00%
Totals:	537	100%

1	0	0.00%
2	0	0.00%
3	0	0.00%
4	0	0.00%
5	0	0.00%
6	124	23.09%
7	33	6.15%
8	114	21.23%
9	39	7.26%
10	129	24.02%
11	65	12.10%
12	33	6.15%
Post 12	0	0.00%
Totals:	537	100%

Copyright: © 2025 Educational & Community Support, University of Oregon
All rights reserved.

SWIS Suite
www.pbisapps.org



Suspension/Expulsion

8/1/24 - 3/10/25

-
-
-

Show Individual Student Data: No

Show Names: No

Student IEP's: All Students

Data Table

	Days	Events	Students Contributing
In-School Suspension	51.5	35	27
Out-of-School Suspension	94	29	21
Expulsion	0	0	0

STAR MATH AND ELA SMART GOALS 2025

		2023-2024	2024-2025	2024-2025 WINTER	2024-2025 SPRING
STAR	MATH	<p>GOAL: In grades 6th-11th, 50% of students will grow at least 40 Student Growth Percentile (SGP) points or score above the 50th percentile on the NCE (Normal Curve Equivalent, aka the national average) on the STAR Spring benchmark test. RESULT: 59%</p>	<p>GOAL: In grades 6th-11th, 62% of students will grow at least 40 Student Growth Percentile (SGP) points or score above the 50th percentile on the NCE (Normal Curve Equivalent, aka the national average) on the STAR Spring benchmark test.</p>	<p>6th Grade - 15/34 = 44% 7th Grade - 29/35 = 83% [missing 1 students] 8th Grade - 35/41 = 85% [missing 1 students] MS Math Total: 79/110 = 72% 9th Grade - 17/29 = 59% [missing 2 students] 10th Grade - 20/30 = 67% [missing 1 students] 11th Grade - 18/28 = 64% [missing 1 students] 12th Grade - 5/8 = 63% [missing 21 students] HS Math Total: 60/85 = 71% MATH OVERALL = 139/195 = 71%</p>	
	READING	<p>GOAL: In grades 6th-11th, 50% of students will grow at least 40 Student Growth Percentile (SGP) points or score above the 50th percentile on the NCE (Normal Curve Equivalent, aka the national average) on the STAR Spring benchmark test. RESULT: 70.5%</p>	<p>GOAL: In grades 6th-11th, 71% of students will grow at least 40 Student Growth Percentile (SGP) points or score above the 50th percentile on the NCE (Normal Curve Equivalent, aka the national average) on the STAR Spring benchmark test.</p>	<p>6th Grade - 15/34 = 44% 7th Grade - 18/35 = 51% [missing 1 students] 8th Grade - 18/41 = 44% [missing 1 students] MS ELA Total: 51/110 = 46% 9th Grade - 11/29 = 38% [missing 1 students] 10th Grade - 18/29 = 62% [missing 2 students] 11th Grade - 16/26 = 62% [missing 3 students] 12th Grade - 15/22 = 68% [missing 7 students] HS ELA TOTAL: 60/106 = 57% ELA OVERALL: 111/216 = 51%</p>	

Middle School ISAT Schedule

Date		Grade Testing	Teachers Testing	Type of Test
Monday	March 17th	6th Grade	Grunenfelder G. Brown	6th Grade ELA CAT
			Ms. Leighton Whittaker	6th Grade ELA PT
Tuesday	March 18th	7th Grade	Stapley G. Brown	7th Grade ELA CAT
			Morgan Calkins	7th Grade ELA PT
Wednesday	March 19th	8th Grade	Stapley G. Brown	8th Grade ELA CAT
			Carpenter Calkins	8th Grade ELA PT
Tuesday	March 25th	7th Grade	Stapley G. Brown	7th Grade ELA CAT
			Morgan Calkins	7th Grade ELA PT
Wednesday	March 26th	8th Grade	Stapley G. Brown	8th Grade ELA CAT
			Carpenter Calkins	8th Grade ELA PT
Thursday	March 27th	6th Grade	Grunenfelder G. Brown	6th Grade ELA CAT
			Ms. Leighton Whittaker	6th Grade ELA PT
Monday- Wednesday	April 7-9th	6th- 8th Grade	ELA CAT or PT Make Up or Finish	
Monday	April 14th	6th Grade	Grunenfelder G. Brown	6th Grade Math CAT
			Ms. Leighton Whittaker	6th Grade Math PT
Tuesday	April 15th	7th Grade	Stapley G. Brown	7th Grade Math CAT
			Morgan Calkins	7th Grade Math PT
Wednesday	April 16th	8th Grade	Stapley G. Brown	8th Grade Math CAT
			Carpenter Calkins	8th Grade Math PT
Monday	April 21st	6th Grade	Grunenfelder G. Brown	6th Grade Math CAT
			Ms. Leighton Whittaker	6th Grade Math PT
Tuesday	April 22nd	7th Grade	Stapley G. Brown	7th Grade Math CAT
			Morgan Calkins	7th Grade Math PT
Wednesday	April 23rd	8th Grade	Stapley G. Brown	8th Grad Math CAT
			Carpenter Calkins	8th Grade Math PT

SIGN HERE

DRAFT Leadership Team
 March 11th, 2025, 3:30-6:30PM
 LOCATION: Library

LT MEMBERSHIP 2024-2025:

<u>Josh Nellesen</u>	Bradley Peterson (absent)
<u>Ashlee Grunenfelder</u>	Rye Hewett <i>leave early</i>
Matt Lattuada	Sam Maynes
Holly Selstad	D'Lisa Penney
Georgia Sobotta <i>leave early</i>	David Aiken <i>absent</i>
Lisa Nelson (absent), Dennis Kachelmier, <u>Alica Holthaus</u> (absent)	

ROLES: Facilitators _____,
 Recorder (minutes) _____, Time keeper _____,
 Refocuser/norm observer _____

1. **ISAT Preparation and Planning: Test schedule**
 - a. **Updates from Friday PD 3-7-25**
 2. Annual rubric (Dennis K)-Schedule it for April/May- create a google form to graph results
 3. **Handbook review and goal of April first read for school board**
 4. **COLLABORATIVE PLANNING SESSIONS: GOAL TO PLAN April-May Lapwai**
 Planning Calendar of Agenda updates and planning (including CBAL meetings)
 - a. **TOPICS IDEAS:** Teachers bring in their "best moves" Teaching strategies
 - i. **Best practices, best moves share out and bring artifact**
 - ii. **Try a new "best move" and come back and share artifact/evidence**
 - o Google doc link:
<https://docs.google.com/document/d/1T0PIyPPYQMfYneO5msgHKSMD9W0CwiFk/edit?usp=sharing&oid=118179428787578165566&rtpof=true&sd=true>
 - o What **needs/priorities** have shifted?
 - o Update our google doc.
 - o Review and model the templates created by Lisa
- **VISIONING 2025-2026----INSTRUCTIONAL FOCUSES**

- Teacher Clarity
 - **Teacher Credibility- Are we do everything we need to do to be ready?**
 - Student Expectations (Self-reported Grades)
 - Cognitive Task Analysis
- Friday PD's ALL PD's have REGULAR PLT's at 7AM
 - All day LT 6/10 ---(June 11-12th Indian Education Summit-College of Western Idaho, Nampa)

March 2025	April 2025	May 2025
<p>CBAL Meeting Dates: 3/10- 3/24-</p> <p>CHANGE: Leadership Meeting Dates: 3/11 Lisa week: 3/9-3/14</p> <p>PD Focus/Presenter 3/7: ISAT PREP S1: Restorative Justice PD 7-7:30 S2: ISAT PREP S3: Regular PLT's</p> <p>3/14: LISA WEEK S1: Restorative Justice PD 7-7:30, PLT 7:30-8AM S2: Teacher Clarity (Lisa facilitates) S3: Teacher Clarity (Lisa facilitates)</p> <p>3/21: TBD-LT meeting 3/11 discussion STEM TEACHERS WITH LEE-SCIENCE S1: Regular PLT S2: TBD S3: TBD</p> <p>3/28: Grading Day</p>	<p>CBAL Meeting Dates: 4/7- 4/28-</p> <p>Leadership Meeting Dates: 4/8 (Lisa week)</p> <p>PD Focus/Presenter 4/11: PT Conferences 4/18:</p> <p>S1: S2: S3:</p> <p>4/25: S1: S2: S3:</p> <p>Leadership Focus</p> <p>GOAL: FIRST READ OF HANDBOOKS TO THE SCHOOL BOARD</p> <p>4/7 School resumes PROM? 4/10? STAR spring benchmark dates 4/7-5/16</p>	<p>CBAL Meeting Dates: 5/19-</p> <p>Leadership Meeting Dates: 5/6</p> <p>PD Focus/Presenter 5/2: STEP?</p> <p>S1: S2: S3:</p> <p>5/9: (Lisa week?) S1: S2: S3:</p> <p>5/16: (Lisa week?) STAR/SAVVAS CLOSING S1: S2: S3:</p> <p>5/23: DATA DAY, SMART GOALS S1: S2: Grading for learning, senior final grades S3:</p> <p>5/30: (graduation) S1:</p> <p>Leadership Focus</p>

<p>Leadership Focus</p> <p>3/28 End of Q3, 3/31-4/4 Spring Break STAR Spring Window Apr 1-July 31 ISAT summative window: 3/10-5/23</p>		<p>GOAL: SECOND READ OF HANDBOOKS TO THE SCHOOL BOARD & APPROVAL</p> <p>5/12 Cultural Awareness Day, 5/26 Memorial Day, May 30th graduation 6PM</p>
--	--	---

5. LEADERSHIP TRAINING

- a. Core activators-The 5 C's
 - b. Collaboratively building our leadership skills
6. Next PD: March 14th- Culturally responsive teaching-district wide
7. Next LT: April 8th
8. Meeting evaluation (5-4-3-2-1 Engagement)

QUALITY OF ENGAGEMENT IN PROFESSIONAL LEARNING

5	4	3	2	1
Authentic Engagement	Ritual Engagement	Passive Compliance	Retreatism	Rebellion
Assigned task, activity, or work is associated with a result that has a clear meaning and immediate value to educator	Assigned work has little or no inherent meaning or immediate value to student, but student associates it with extrinsic results that are of value	Educator is willing to expend whatever effort is necessary to avoid negative consequences, even though student sees little meaning or value in the task	Educator is disengaged from the task and expends little or no energy attempting to comply with demands of the facilitator, but doesn't disrupt others or try to	Educator refuses to do task, disrupts others, and/or tries to substitute other activities in lieu of assigned task

			substitute other activities for assigned task	
What will be different for students as a result of time together?				

IMPORTANT DATE REMINDERS:

FRIDAY COLLABORATIVE SESSION 3/7/25

ISAT PREP

QUICK GLANCE:

SESSION 1: 7AM-8AM LIBRARY WITH MICAH BISBEE, RJC

SESSION 2: 1:30-2:30 ALL THINGS ISAT! We begin testing next week!

SESSION 3: 2:30-3:30 REGULAR PLT's

AGENDA:

Session 1 7AM-8AM	Library	Restorative Justice Information with Micah Bisbee
Session 2 1:30-2:30	All staff-library	ALL THINGS ISAT! ISAT PREP https://www.canva.com/design/DAGdDxR2m6c/F4LmBPUVtiCnrQqvJ2GRTQ/edit?utm_content=DAGdDxR2m6c&utm_campaign=designshare&utm_medium=link2&utm_source=sharebutton https://idaho.portal.cambiumast.com/
Session 3 2:30-3:30	PLT's	REGULAR PLT's PLT facilitators: Please submit agenda, minutes and sign in sheet to Dr. Penney at 3:30. Thank you.
SMART GOALS:		(SAVAAS GOAL) Please insert STAR MATH GOAL: In grades 6th-11th, 62% of students will grow at least 40 Student Growth Percentile (SGP) points or score above the 50th percentile on the NCE (Normal Curve Equivalent, aka the national average) on the STAR Spring benchmark test. STAR READING GOAL: In grades 6th-11th, 71% of students will grow at least 40 Student Growth Percentile (SGP) points or score above the 50th percentile on the NCE (Normal Curve Equivalent, aka the national average) on the STAR Spring benchmark test.
STUDENT DATA:		Analyzing student benchmark data is an academic goal focused on understanding student performance in relation to specific learning targets or standards. This analysis helps educators identify student strengths and weaknesses, track progress over time, and inform instructional practices to improve student learning. <u>Key Aspects of Analyzing Student Benchmark Data:</u> <ul style="list-style-type: none"> • Identifying patterns and trends: Examining benchmark data to identify areas where students are excelling or struggling, revealing specific learning gaps or areas where instruction might need to be adjusted. • Comparing performance to standards: Analyzing student performance against established benchmarks or grade-level expectations to understand whether students are meeting or exceeding those standards, ...

	<ul style="list-style-type: none"> • Tracking student growth: Monitoring student progress over time by comparing benchmark data from different points in the school year or across multiple years. • Informing instructional decisions: Using benchmark data to make data-driven decisions about instruction, such as adjusting teaching strategies, providing targeted interventions, or differentiating instruction to meet the needs of individual students. • Evaluating program effectiveness: Analyzing benchmark data to assess the effectiveness of specific programs, interventions, or teaching strategies in promoting student learning. Benefits of Analyzing Student Benchmark Data: <ul style="list-style-type: none"> • Improved student achievement: By identifying areas where students need additional support and tailoring instruction accordingly, educators can help students achieve greater academic success. • Increased student motivation: When students see evidence of their progress, they are more likely to be motivated to continue learning and strive for improvement. • Enhanced teaching effectiveness: Educators can use benchmark data to refine their teaching practices and ensure that they are meeting the needs of all students. • Data-driven decision-making: Benchmark data provides educators with concrete evidence to inform their instructional decisions and make data-driven decisions that improve student outcomes.
--	---

FRIDAY COLLABORATIVE SESSION 2/28/25

7AM PD in LIBRARY with MICAH BISBEE- RESTORATIVE JUSTICE

SESSION 1: 7AM RESTORATIVE JUSTICE, ALL PLT STAFF

SESSION 2: 1:30-2:30 PLT'S- **ELA HS and ELA MS ONLY SAVAAS DATA REVIEW meet together in room 130**, Math/Science PLT meet, CCR/CTE meet

SESSION 3: 2:30-3:30 Available for RTI-MDT meeting on student concerns/supports (bring the request for assistance data form), brainstorm solutions/next steps, ensure IPLP/Domain 5 data has been sent to Dr. Penney)

Note: Tardy campaign staff—Emma, Buck and Dr. Penney are gone, identifying staff to support students, but students will serve during lunch next week and next Friday

Session 1 7AM-8AM	Library	Restorative Justice with Micah Bisbee Follow up with PBIS/behavior clarification and areas of opportunity discussion, feedback from staff and plans to support
Session 2 1:30-2:30	PLT's	ELA PLT ONLY- Room 130- Review SAVAAS benchmark data, HS and MS ELA meet in Ashlee's room MATH/SCI PLT MEETING: (Morgan/Sidener/Carpenter/Bovard/Leighton)- Nellesen meets about pre-planning of math/science, then ISAT prep, benchmark assessment data
Session 3 2:30-3:30	Grade level cohorts	Available for RTI-MDT meeting on student concerns/supports (bring the request for assistance data form), brainstorm solutions/next steps, ensure IPLP/Domain 5 data has been sent to Dr. Penney)
SMART GOALS:		(SAVAAS GOAL) Please insert GOAL: In grades 6th-11th, 62% of students will grow at least 40 Student Growth Percentile (SGP) points or score above the 50th percentile on the NCE (Normal Curve Equivalent, aka the national average) on the STAR Spring benchmark test. GOAL: In grades 6th-11th, 71% of students will grow at least 40 Student Growth Percentile (SGP) points or score above the 50th percentile on the NCE (Normal Curve Equivalent, aka the national average) on the STAR Spring benchmark test.
STUDENT DATA:		Analyzing student benchmark data is an academic goal focused on understanding student performance in relation to specific learning targets or standards. This analysis helps educators identify student strengths and weaknesses, track progress over time, and inform instructional practices to improve student learning. <u>Key Aspects of Analyzing Student Benchmark Data:</u> <ul style="list-style-type: none"> Identifying patterns and trends:

	<p>Examining benchmark data to identify areas where students are excelling or struggling, revealing specific learning gaps or areas where instruction might need to be adjusted.</p> <ul style="list-style-type: none"> • Comparing performance to standards: Analyzing student performance against established benchmarks or grade-level expectations to understand whether students are meeting or exceeding those standards. • Tracking student growth: Monitoring student progress over time by comparing benchmark data from different points in the school year or across multiple years. • Informing instructional decisions: Using benchmark data to make data-driven decisions about instruction, such as adjusting teaching strategies, providing targeted interventions, or differentiating instruction to meet the needs of individual students. • Evaluating program effectiveness: Analyzing benchmark data to assess the effectiveness of specific programs, interventions, or teaching strategies in promoting student learning. <p>Benefits of Analyzing Student Benchmark Data:</p> <ul style="list-style-type: none"> • Improved student achievement: By identifying areas where students need additional support and tailoring instruction accordingly, educators can help students achieve greater academic success. • Increased student motivation: When students see evidence of their progress, they are more likely to be motivated to continue learning and strive for improvement. • Enhanced teaching effectiveness: Educators can use benchmark data to refine their teaching practices and ensure that they are meeting the needs of all students. • Data-driven decision-making: Benchmark data provides educators with concrete evidence to inform their instructional decisions and make data-driven decisions that improve student outcomes.
--	--

ISAT WEEKLY PRACTICE ACTION PLAN 2024-2025 (Email/submit to Dr. Penney)

TEACHER:		DATE:	
TIDE INTERIM DAILY/WEEKLY PRACTICE PLAN			

SESSION 1: ISAT PREPAREDNESS UPDATES AND NEEDS

DELTA	PLUS

--	--

- Planned interim assessment dates, location, test
- Daily ISAT focused opportunity in each classroom
- ISAT formatted weekly question strategies and deconstructing/rebuilding comprehension of questions

ISAT Practice & Prep Resources: <https://achievethecore.org/>

INTERIM ASSESSMENTS: <https://www.sde.idaho.gov/assessment/isat-cas/>

The ISAT Interim Assessment System contains two distinct online components that draw from the same non-secure bank of items and performance tasks:

- **Interim Comprehensive Assessments (ICA) use the same blueprint as the ISAT Summative Assessments. They assess the same wide range of standards, are administered with the same computer-adaptive process, include the same types of items and performance tasks, and report results on the same vertical scale.**
- Interim Assessment Blocks (IABs) focus on smaller sets of standards in relation to the Comprehensive Interim and therefore provide more targeted information for instructional purposes. Teachers can combine multiple IAB assessments to provide more complete coverage of specific content and/or skills. The IABs will be administered with a computer-adaptive system as the item bank supports.

TOOLS FOR TEACHERS: <https://smartertoolsforteachers.org/> (You can get on this site also from the TIDE site at <https://idaho.portal.cambiumast.com/isat.html>)

What Tools for Teachers resources will you use?

ACHIEVETHECORE.ORG: <https://achievethecore.org/>

Are they resources from Achievethecore.org you will consider using?

--

ISAT BLUEPRINTS:

Interim blueprints: <https://idaho.portal.cambiumast.com/resource-list/en/interim-blueprint-playlist>

Summative blueprints: <https://idaho.portal.cambiumast.com/resource-list/en/summative-blueprint-playlist>


Weekly ISAT Prep Activities:

--



GOAL!

School Board
Reads April & May 2025



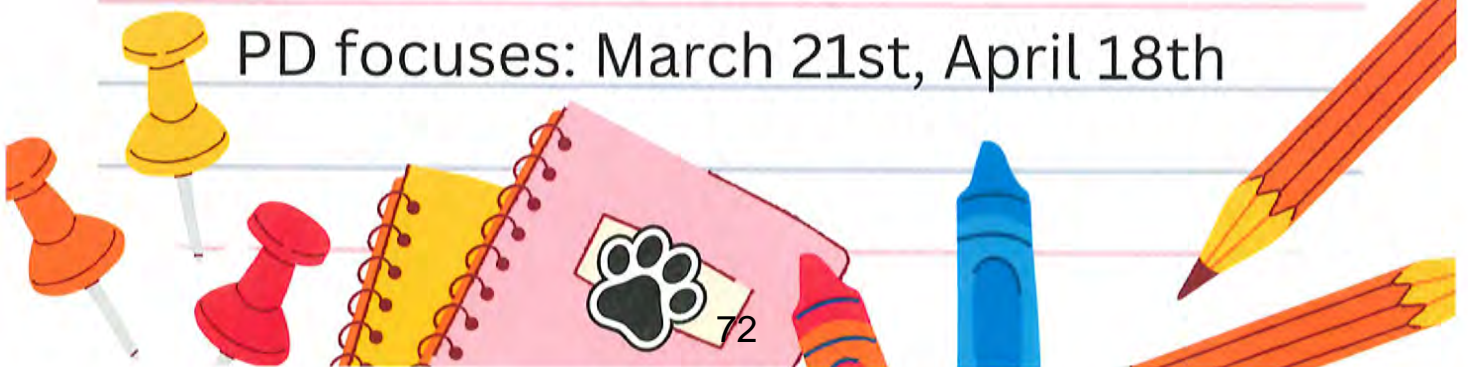
UPDATED DRAFT FOR 2025-26 STUDENT-
PARENT HANDBOOK

FOCUSES:

- Tardy campaign
- Friday extended learning
- Academic dishonesty/plagiarism
- Safety-parking-driving
- Language
- Cell phone/technology
- Review bullying section
- Lunch system
- Outside drinks and food, energy drinks, snacks in the hallway





PD focuses: March 21st, April 18th



Lapwai Middle School

TRACK AND FIELD



SCHEDULE

THURSDAY, MARCH 27TH AT 3:30PM
Lapwai MS Meet #1

WEDNESDAY, APRIL 9TH AT 3:30PM
Lapwai MS Meet #2

THURSDAY, APRIL 17TH AT 4:00PM
Kamiah Meet
Bob Squires Sports Complex,
Kamiah, ID

THURSDAY, APRIL 24TH AT 4:00PM
Prairie Meet
406 King St, Cottonwood, ID

TUESDAY, APRIL 29TH TIME TBA
Troy Meet
Troy High School, Troy, ID

MONDAY, MAY 5TH TIME AT 4:15PM
Pomeroy Meet
Lybecker Field, Pomeroy, WA

THURSDAY, MAY 15TH AT 3:30PM
Lapwai MS Meet #3

First practice

Monday, March 17th

Practices will be
Monday-Thursday
3:30-5pm!

No Friday Practices

SATURDAY, MAY 24TH

North Idaho Invitational
Vollmer Bowl, Lewiston, ID
Must qualify to compete

WEDNESDAY, MAY 28TH AT 5PM
Banquet & Awards
Pizza Provided!



LAPWAI SCHOOL DISTRICT Special Forces Team

Board Back-Up
March 2025

Special Education Team Cultural Advisory Committee

The Special Education Team Cultural Advisory Committee has been established to ensure that our program provides culturally and community-based responsive special education services for the students we serve. While the Special Education Director has informally leaned on this group of staff members for their knowledge and expertise in the past, moving forward, this will become a formalized process. The committee will meet once a month—or more often as needed—to engage in meaningful discussions about how to align our services with the cultural values, traditions, and community needs of the Nez Perce Tribe.

This committee is made up of dedicated members of our Special Education team who are also members of the Nez Perce Tribe, long-standing members of the community, and parents of Tribal children within our school system. Their lived experiences, historical knowledge, and deep understanding of the cultural and linguistic needs of our students are invaluable in shaping a program that not only meets educational requirements but also fosters a sense of belonging and respect for identity.

Our Special Education Team Cultural Advisory Committee members include:

- Joshua Arthur
- Jennifer Arthur
- Kristen Bateman
- Bonnita Brown
- Elizabeth Fernandez
- Salena FiveThunders
- Jasmine Hewett
- Jon Paisano
- Christiane Blackeagle
- Georgia Sobotta
- Rye Hewett

These team members contribute to our culturally responsive program in several key ways:

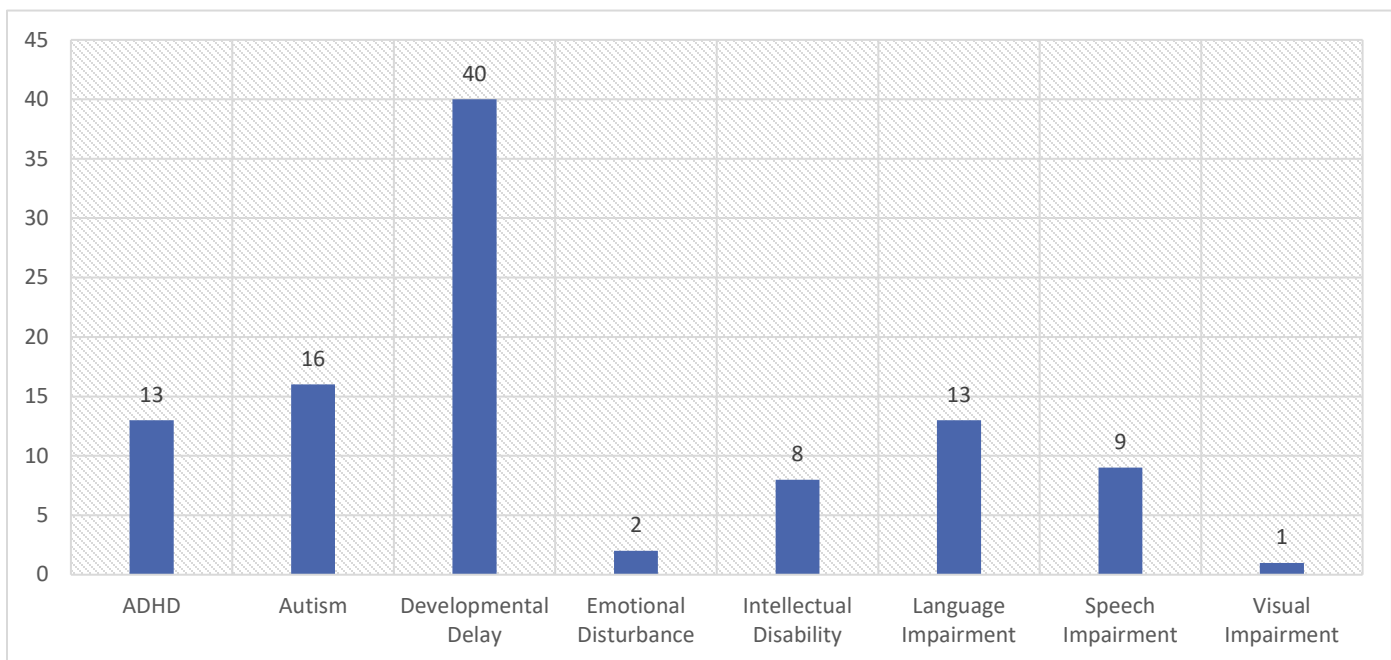
- Guiding culturally appropriate interventions – Ensuring that our approaches to behavior, learning supports, and family engagement reflect the values and perspectives of the Nez Perce community.
- Enhancing communication with families – Strengthening relationships between school and home by advocating for meaningful parent and guardian involvement.
- Integrating cultural perspectives into student learning – Recommending ways to incorporate Nez Perce traditions, language, and history into Individualized Education Programs (IEPs) and specialized instruction.
- Providing insight on historical and intergenerational trauma – Helping staff understand the unique challenges that impact many of our students and how to provide trauma-informed support.

By formalizing this advisory committee, we are reinforcing our commitment to honoring and respecting the heritage of our students while ensuring they receive the highest quality special education services. Centering the voices of those within the Nez Perce community allows us to build a program that is both educationally effective and culturally affirming.

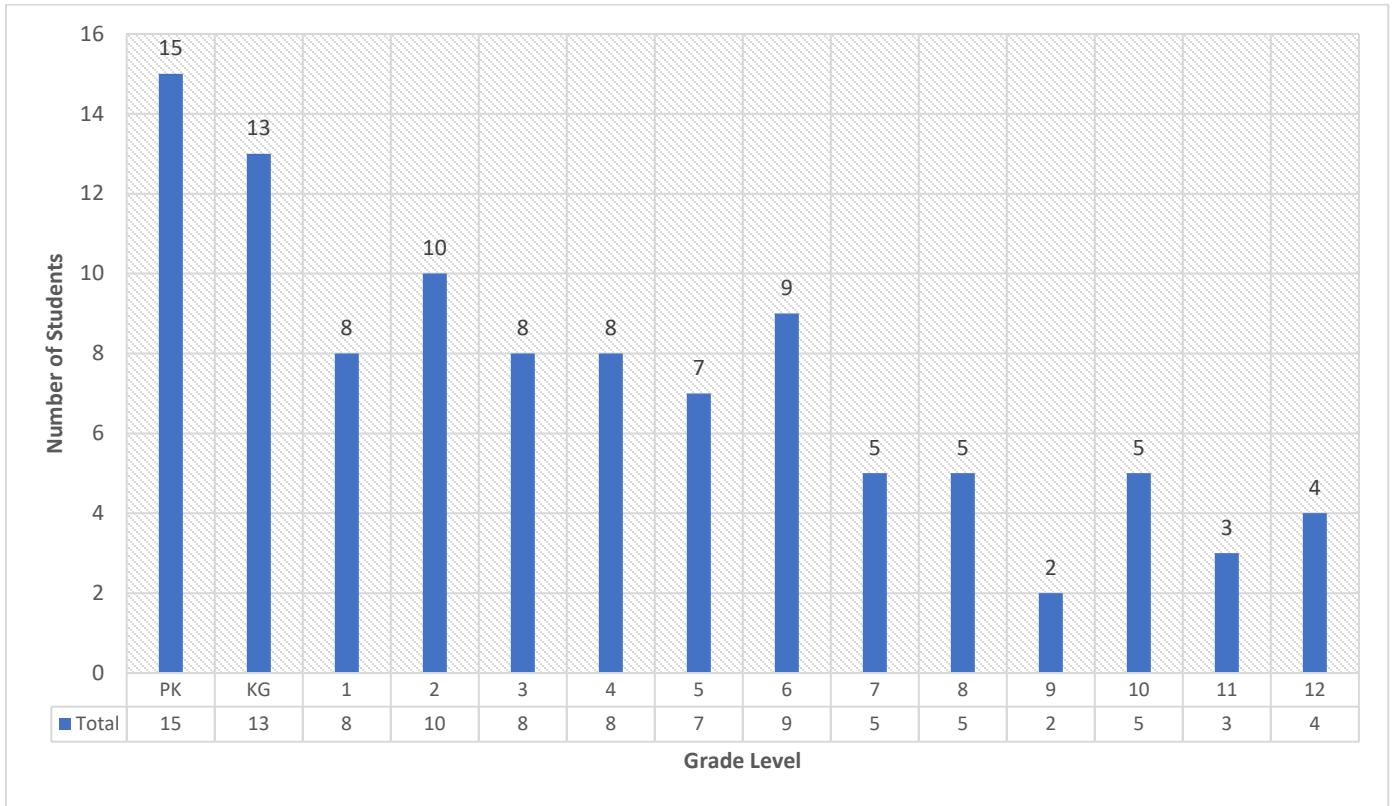
Special Education Student Population in the Lapwai School District

The Individuals with Disabilities Education Act (IDEA) is a federal law that ensures students with disabilities receive the specialized education and services they need to succeed. It identifies 13 categories of disabilities, each with unique challenges that can affect how a student learns. These categories include Autism (which affects social skills and communication), Deaf-Blindness (a combination of hearing and vision loss), Deafness (severe hearing loss), Emotional Disturbance (such as schizophrenia), Hearing Impairment (which may be permanent or change over time), Intellectual Disability (where a student has below-average intellectual abilities before age 18), Multiple Disabilities (which require more complex educational strategies), Orthopedic Impairment (serious physical disabilities), Other Health Impairment (including conditions like ADHD or asthma), Specific Learning Disability (such as difficulties in reading or math), Speech or Language Impairment (communication disorders), Traumatic Brain Injury (caused by external forces), and Visual Impairment (vision issues that make learning difficult).

There are **101 students** in the Lapwai Special Education Program, which constitutes approximately **22%** of the total student population. The table below shows each disability and the number of students served under each criterion according to Idaho Special Education criteria:



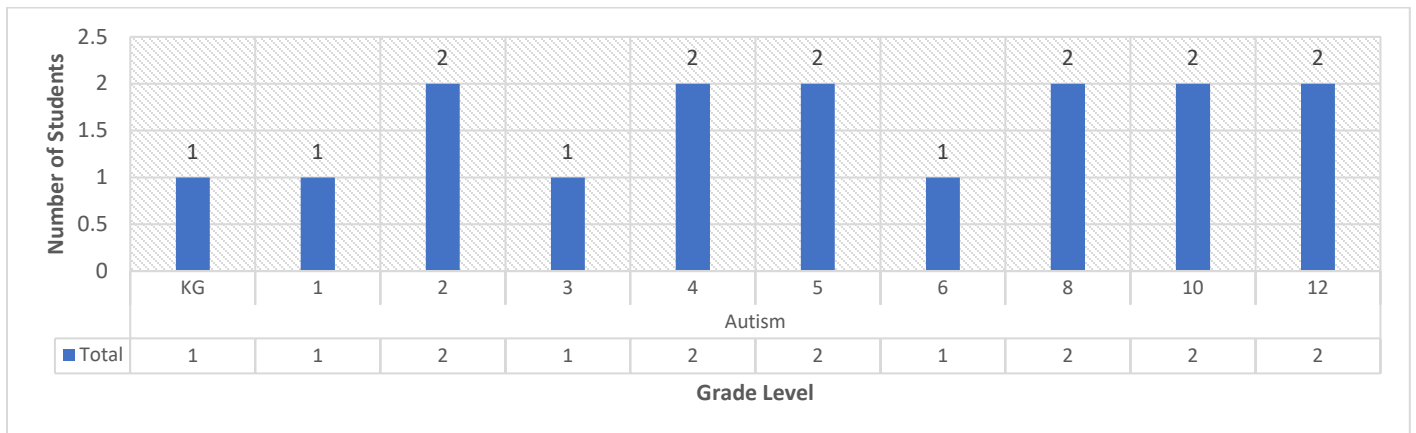
The following bar chart illustrates the number of students receiving special education services by grade level.



Autism

Autism is a developmental condition that can affect a student's learning and school experience in many ways. Students with autism often have challenges with social communication, like understanding social cues, making friends, or participating in group activities. They may also show repetitive behaviors or have a strong focus on specific interests, which can make it harder for them to pay attention to other subjects. Sensory issues, like being overly sensitive to sounds or textures, can cause distractions or discomfort, and they may struggle with planning and organizing tasks. Emotional control, understanding language, and physical coordination can also be difficult. Some students may take things very literally or find it hard to grasp abstract ideas. Despite these challenges, many students with autism have strengths in certain academic areas, especially those related to their interests.

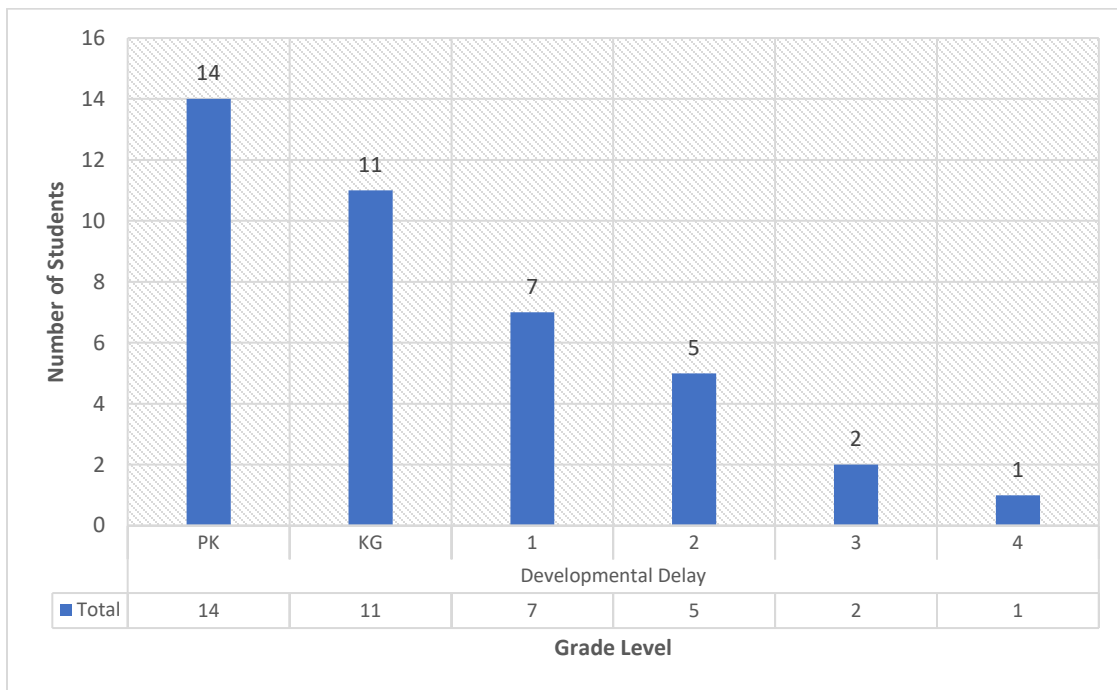
The following bar chart displays the number of students diagnosed with Autism across various grade levels.



Developmental Delay

Developmental Delay (DD) is a category in special education used to identify young children who are significantly behind in areas like motor skills, communication, or social-emotional development. In Idaho, children between the ages of 3 and 9 are evaluated through screenings and assessments by a team of professionals to determine if they have delays that are at least 25% below the expected level for their age. If a child qualifies, an Individualized Education Program (IEP) is created to provide tailored support that focuses on the child's specific needs. Developmental delays can impact a child's ability to progress in academic areas like reading and math, as well as affect their social interactions, especially in understanding social cues and forming relationships with peers. Early intervention, inclusive education strategies, social skills development, and active parental involvement play a key role in helping children with developmental delays succeed both academically and socially.

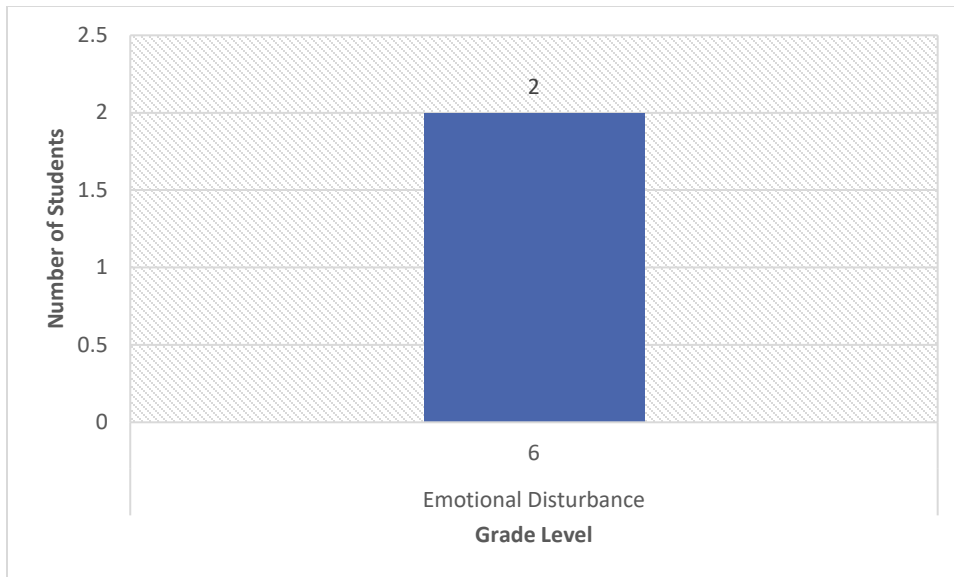
The bar chart shows the number of students with Developmental Delay across different grade levels.



Emotional Disturbance

Emotional Disturbance (ED) is a condition that can greatly affect a student's ability to perform well in school. It often shows up as problems with learning, forming relationships, managing emotions, or behaving appropriately. Students with ED might have trouble with their schoolwork, struggle to connect with others, act out inappropriately, or deal with emotional issues like anxiety, depression, or avoiding school altogether. These challenges can lead to unfinished work, poor attendance, and low self-esteem, which increases the risk of dropping out. However, with the right interventions, supportive environments, and accommodations, students with ED can achieve success both academically and socially.

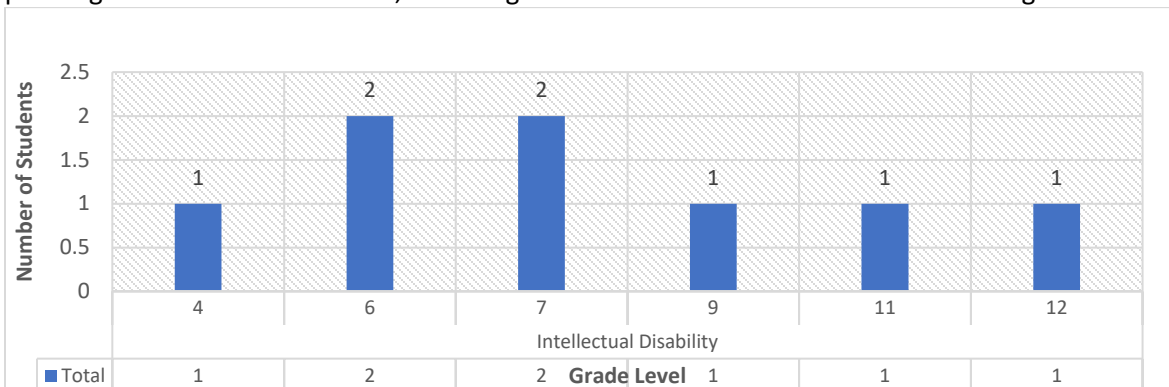
The chart shows that there are currently two 6th-grade students identified with Emotional Disturbance. These students attend the Northwest Children's Home Education Center, a facility designed to provide the specialized support they need to succeed in their educational and social environments. This indicates a focused approach to addressing the needs of students with ED in this particular grade level.



Intellectual Disability

Intellectual Disability (ID) refers to significant challenges in intellectual functioning and adaptive behavior, which affect a person's ability to reason, learn, and perform social or practical tasks. The condition must occur before age 18, and students with ID often require more time and support to understand concepts. They may face challenges in communication, social interactions, and controlling their behavior. These students often benefit from additional help in developing life skills and applying what they learn in different environments. With individualized support such as tailored instruction, life skills training, and strategies outlined in their IEPs, students with ID can achieve meaningful progress academically and in their daily lives.

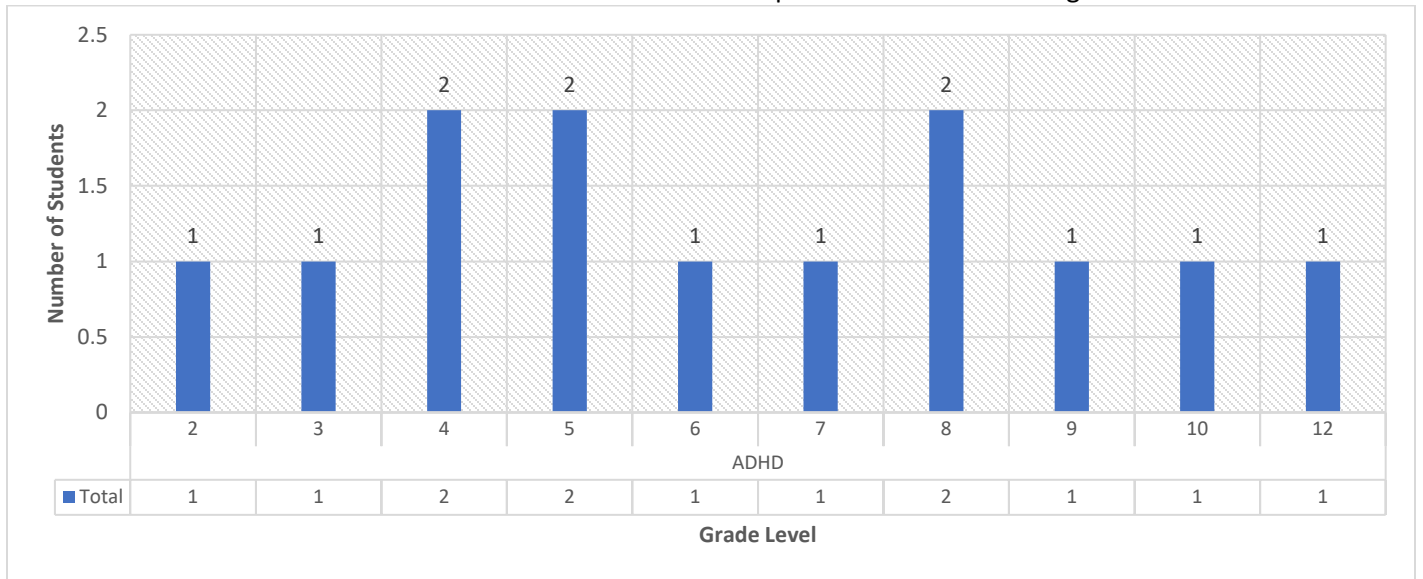
Research has consistently shown that students with intellectual disabilities benefit significantly from being educated in general education classrooms alongside their peers. According to a study by Fisher and Meyer (2002), students with intellectual disabilities in inclusive settings demonstrate greater academic and social outcomes compared to those in more segregated environments. These benefits include improved language and communication skills, enhanced social interactions, and higher levels of peer acceptance. Furthermore, inclusive education promotes a sense of belonging and fosters positive self-esteem, contributing to overall emotional and psychological well-being (Hehir et al., 2016). Educating students with intellectual disabilities in general education classrooms also supports the development of empathy, respect, and collaborative skills among all students. The National Center on Educational Outcomes (NCEO) emphasizes that inclusive practices prepare students for real-world experiences where diversity and inclusion are the norm, ultimately benefiting society as a whole. Inclusion encourages peers without disabilities to embrace differences and develop stronger social-emotional skills, enriching the classroom environment and enhancing collective learning.



Other Health Impairment

Other Health Impairment (OHI), as defined by the Individuals with Disabilities Education Act (IDEA), includes conditions like asthma, ADHD, diabetes, epilepsy, or heart problems that limit a student’s ability to fully engage in school activities. These conditions can cause difficulties with strength, alertness, or energy, which may result in frequent absences, trouble focusing, fatigue, or physical challenges. Students with OHI often face inconsistent academic performance, behavioral concerns, and may need breaks or specific accommodations. Providing tailored support through individualized instruction, behavioral strategies, and classroom modifications is crucial to help these students succeed.

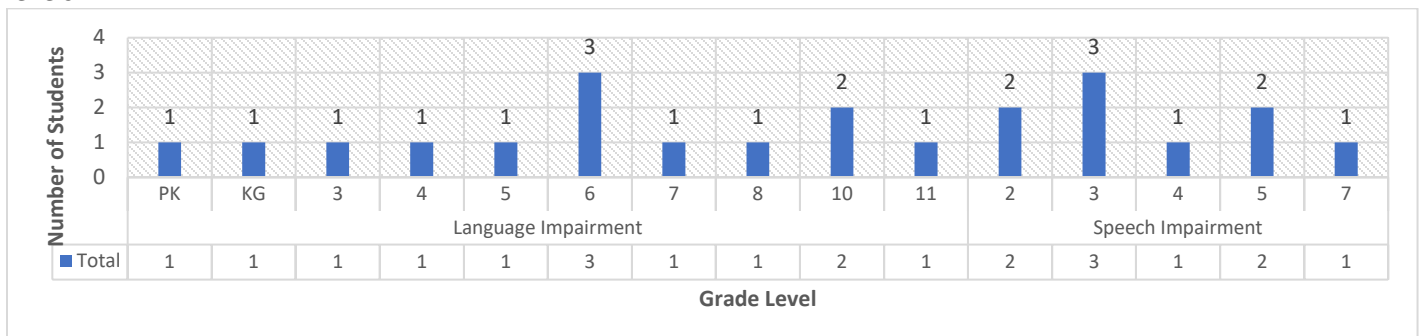
The chart illustrates the number of students with Other Health Impairment across various grade levels.



Speech & Language Impairment

Language and/or Speech Impairment, as defined by the Individuals with Disabilities Education Act (IDEA), includes communication disorders such as stuttering, difficulties with articulation, or impairments in language and voice. These conditions can negatively affect a student's educational performance, leading to challenges in understanding and expressing language. Students with language or speech impairments may have trouble following instructions, participating in discussions, or completing tasks. As a result, they might face academic delays, decreased confidence, and sometimes behavioral concerns. To address these issues, support services like speech therapy, classroom accommodations, and specific communication strategies are often provided to help improve their language skills and overall learning outcomes.

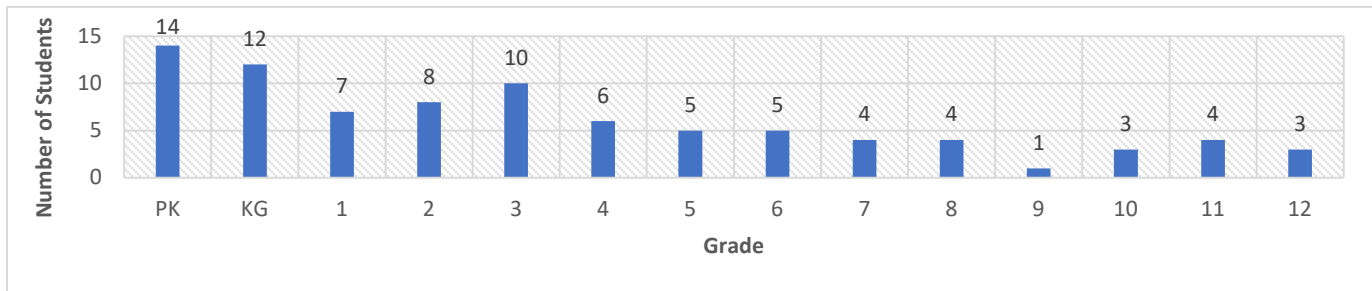
The chart shows the number of students with Language Impairments and Speech Impairments across different grade levels.



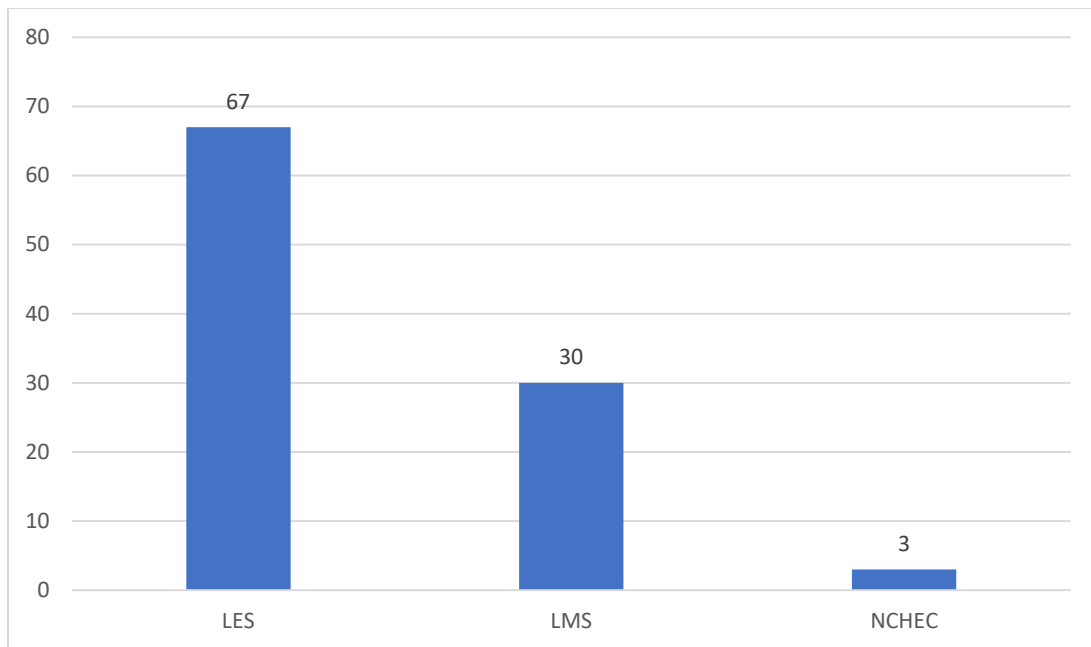
Speech and Language as a Related Service

Speech and language services are a critical part of special education. These services are often provided as a related service to help students with communication challenges, even if their primary disability is not directly related to speech or language. For example, a student may have a learning disability, intellectual disability, or autism, but they can still receive speech and language services to support their ability to communicate effectively in school. This can help them participate more fully in the classroom and access their education. Out of 100 students served in special education, 86 receive speech and/or language therapy. This means that approximately 86% of the special education population in our school is receiving speech and/or language services. This calculation highlights the significant role that speech and language therapy plays in supporting the academic and social development of our students.

The chart provided shows the distribution of students receiving speech and language services across various grade levels.



The following chart illustrates the distribution of students with disabilities across the Lapwai School District by school.



SUPERINTENDENT
Board Report
March 2025



Together, we ensure all students will reach their full potential.

Superintendent Communication to Idaho Congressional Delegation.....pgs. 1-4

Superintendent Testimony to Senate Education Committee on PargerU.....pg. 5

Indian Child Welfare Director Support Letter.....pgs. 6-7

Superintendent Critchfield Letters.....pgs. 8-10

March 2025 Idaho Indian Education Committee Meeting.....pg. 11

National Association of Federally Impact School Priorities.....pgs. 12-14

Idaho Education News Letter Incudes Lapwai.....pgs. 15-17

Superintendent Letter Requested by Nez Perce Tribe Executive Committeepg. 18

Annual Place-Based Professional Learning Agendapg. 19

March Administration Team Meeting.....pg. 20

Together, we ensure all students will reach their full potential.

kíye pecepelíhniku' wapáyat'as mamáy'asna hipewc'éeyu' cúukwenin'.

We will all work to help the children become knowledgeable.



LAPWAI SCHOOL DISTRICT #341

230 Main Street
Lapwai, Idaho 83540
(208) 843-2622

Tuesday, March 11, 2025

Senator Mike Crapo:

Thank you for allowing this follow-up from the communication I shared in February. We remain very concerned by threats of an executive order to dismantle the U.S. Department of Education. Any actions which could impact final FY 2025 appropriations or lead to significant public education funding cuts would be devastating for federally connected school districts. We are counting on your support.

With schools facing many challenges, including the need to build or renovate facilities, attract and retain educators, and adjust to recent education cuts, Impact Aid dollars are more critical now than they have ever been. We are concerned any reduction in staff at the Impact Aid office or transfer of authority over the program will negatively impact the ability to disseminate payments in a timely manner and provide necessary technical assistance to school districts.

With over 14,000 students in 12 Idaho districts who rely on Impact Aid, your continued advocacy is critical to our success. Thank you for opposing legislation that would undermine the Impact Aid program. In doing so, you have also supported local taxpayers and ensured federally impacted students in Idaho receive the resources they deserve.

Please welcome your staff to reach out to our district for additional information.

Thank you - qe'ciyew'yew'

Dr. David M. Aiken
Superintendent, Lapwai School District # 341
Federal Programs Director
Homeless Education Liaison
Title IX Coordinator
Idaho State Chair, National Association of Federally Impacted Schools
Idaho Indian Education Committee
208-843-2622
daiken@lapwai.org

*Together, we ensure all students will reach their full potential.
kiiye pecepelihniku' wapáyat'as mamáy'asna hipewc'éeyu' cúukwenin'.
We will all work to help the children become knowledgeable.*



LAPWAI SCHOOL DISTRICT #341

230 Main Street
Lapwai, Idaho 83540
(208) 843-2622

Tuesday, March 11, 2025

Senator James Risch:

Thank you for allowing this follow-up from the communication I shared in February. We remain very concerned by threats of an executive order to dismantle the U.S. Department of Education. Any actions which could impact final FY 2025 appropriations or lead to significant public education funding cuts would be devastating for federally connected school districts. We are counting on your support.

With schools facing many challenges, including the need to build or renovate facilities, attract and retain educators, and adjust to recent education cuts, Impact Aid dollars are more critical now than they have ever been. We are concerned any reduction in staff at the Impact Aid office or transfer of authority over the program will negatively impact the ability to disseminate payments in a timely manner and provide necessary technical assistance to school districts.

With over 14,000 students in 12 Idaho districts who rely on Impact Aid, your continued advocacy is critical to our success. Thank you for opposing legislation that would undermine the Impact Aid program. In doing so, you have also supported local taxpayers and ensured federally impacted students in Idaho receive the resources they deserve.

Please welcome your staff to reach out to our district for additional information.

Thank you - qe'ciyew'yew'

Dr. David M. Aiken
Superintendent, Lapwai School District # 341
Federal Programs Director
Homeless Education Liaison
Title IX Coordinator
Idaho State Chair, National Association of Federally Impacted Schools
Idaho Indian Education Committee
208-843-2622
daiken@lapwai.org

*Together, we ensure all students will reach their full potential.
k̄iye pecepel̄hniku' wap̄ayat'as mam̄áy'asna hipewc'éeyu' cúukwenin'.
We will all work to help the children become knowledgeable.*



LAPWAI SCHOOL DISTRICT #341

230 Main Street
Lapwai, Idaho 83540
(208) 843-2622

Tuesday, March 11, 2025

Congressman Mike Simpson:

Thank you for allowing this follow-up from the communication I shared in February. We remain very concerned by threats of an executive order to dismantle the U.S. Department of Education. Any actions which could impact final FY 2025 appropriations or lead to significant public education funding cuts would be devastating for federally connected school districts. We are counting on your support.

With schools facing many challenges, including the need to build or renovate facilities, attract and retain educators, and adjust to recent education cuts, Impact Aid dollars are more critical now than they have ever been. We are concerned any reduction in staff at the Impact Aid office or transfer of authority over the program will negatively impact the ability to disseminate payments in a timely manner and provide necessary technical assistance to school districts.

With over 14,000 students in 12 Idaho districts who rely on Impact Aid, your continued advocacy is critical to our success. Thank you for opposing legislation that would undermine the Impact Aid program. In doing so, you have also supported local taxpayers and ensured federally impacted students in Idaho receive the resources they deserve.

Please welcome your staff to reach out to our district for additional information.

Thank you - qe'ciyew'yew'

Dr. David M. Aiken
Superintendent, Lapwai School District # 341
Federal Programs Director
Homeless Education Liaison
Title IX Coordinator
Idaho State Chair, National Association of Federally Impacted Schools
Idaho Indian Education Committee
208-843-2622
daiken@lapwai.org

*Together, we ensure all students will reach their full potential.
kiiye pecepelihniku' wapáyat'as mamáy'asna hipewc'éeyu' cúukwenin'.
We will all work to help the children become knowledgeable.*



LAPWAI SCHOOL DISTRICT #341

230 Main Street
Lapwai, Idaho 83540
(208) 843-2622

Tuesday, March 11, 2025

Congressman Russ Fulcher:

Thank you for allowing this follow-up from the communication I shared in February. We remain very concerned by threats of an executive order to dismantle the U.S. Department of Education. Any actions which could impact final FY 2025 appropriations or lead to significant public education funding cuts would be devastating for federally connected school districts. We are counting on your support.

With schools facing many challenges, including the need to build or renovate facilities, attract and retain educators, and adjust to recent education cuts, Impact Aid dollars are more critical now than they have ever been. We are concerned any reduction in staff at the Impact Aid office or transfer of authority over the program will negatively impact the ability to disseminate payments in a timely manner and provide necessary technical assistance to school districts.

With over 14,000 students in 12 Idaho districts who rely on Impact Aid, your continued advocacy is critical to our success. Thank you for opposing legislation that would undermine the Impact Aid program. In doing so, you have also supported local taxpayers and ensured federally impacted students in Idaho receive the resources they deserve.

Please welcome your staff to reach out to our district for additional information.

Thank you - qe'ciyew'yew'

Dr. David M. Aiken
Superintendent, Lapwai School District # 341
Federal Programs Director
Homeless Education Liaison
Title IX Coordinator
Idaho State Chair, National Association of Federally Impacted Schools
Idaho Indian Education Committee
208-843-2622
daiken@lapwai.org

*Together, we ensure all students will reach their full potential.
k̄iye pecepel̄hniku' wapáyat'as mamáy'asna hipewc'éeyu' cúukwenin'.
We will all work to help the children become knowledgeable.*

Idaho State Legislature Testimony

Senate Education Committee

Monday, March 3, 2025

Hello my name is David Aiken, Superintendent of the Lapwai School District:

The consistent and caring support we receive from the Nez Perce Tribe is at the heart of our success in the Lapwai School District. Together, we are defining a culturally responsive approach to learning rooted in a comprehensive understanding of Indigenous histories, cultures, and contributions, fostering respect and awareness of their ongoing significance in Idaho. However, PragerU materials promote narratives that ignore and exclude Native perspectives, reinforcing stereotypes and justifying the colonization and erasure of Indigenous culture. All students in Idaho deserve accurate, unfiltered information reflecting the true impact of Indigenous people. Misrepresentation of Native history alienates students, disconnects them from their heritage, and undermines their sense of belonging in the classroom. Even with optional supplemental materials, the rich history of Idaho must be taught with accuracy, free from bias, and inclusive of the cultures and stories of *all* the students in our state.



**NEZ PERCE TRIBE SOCIAL SERVICES DEPARTMENT
INDIAN CHILD WELFARE PROGRAM**
428 Agency Rd.; P.O. Box 365 Lapwai, ID 83540
1-877-304-7187 || 208-843-7302
Fax: 208-843-9401

February 19, 2025

Idaho State Department of Education
650 W State Street
Boise, ID 83702

Re: Idaho APR-HCY Program

To Whom It May Concern,

Please accept this letter as an evaluation of outcomes in response to our interagency engagement with the Lapwai School District and their Idaho APR-HCY Program Project.

The Nez Perce Tribe Indian Child Welfare program provides active and consistent support through various forms of case management to ensure the safety and wellbeing of children living both on and off the Nez Perce Indian Reservation; services extend to those enrolled in any federally recognized tribe. This program collaborates with the Lapwai District in supporting students in the care and custody of the Nez Perce Tribe, including those who are currently placed in the Children's Home, 'init Teen Shelter, and Sober Living residential programs. Those collaboration efforts include serving 12 students enrolled Lapwai School District currently.

Specific activities for the APR-HCY Program Project include providing technology to support tutoring, homework assistance, and access to online learning for our students. Lapwai schools engage students through online learning platforms such as IDLA, Edmentum, and Google Classroom. This project provided the needed resources to extend learning for the children in our care. \$15,628.00 was allocated to an all-in-one desktop, 6 laptops, 7 Microsoft Surface Pro 9 Tablets, a laserjet printer, and a significant supply of ink.

The specific outcome data gathered could be considered qualitative and primarily observational. This support removed barriers for homework assistance and created a center for extended learning. Joandra Wilson, 'init Specialist at the Teen Shelter, celebrated the tools for homework. Ms. Wilson also shared the information that a student waiting for release to school from a mental health professional was able to continue school work remotely, preventing falling behind. The Lapwai School District has also opted into the state-provided SchoolPulse mental health and suicide prevention online

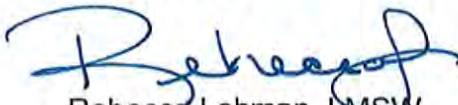
platform. Our next objective includes extending this resource to our ICW programs as well.

An evaluation of outcomes includes new and creative ways to reduce barriers to homework assistance and increased opportunities for extended learning. Outcomes and trends included children now being able to access the growing use of online learning platforms. We are excited to implement the same mental health resources being utilized by the schools as well.

The Indian Child Welfare Program works closely with the Lapwai School District, including the McKinney-Vento and Foster Care Liaisons. Together, we have successfully removed barriers to student success which includes transportation arrangements, equal access to extracurricular activities, supportive measures for student safety, academic interventions, high levels of college and career readiness, and mental health resources. We have a long and successful history of innovative cross-program, interagency collaboration. Consistent communication engages this partnership for improved outcomes for Lapwai students.

If you have any further questions or need clarification, please don't hesitate to contact me directly.

Respectfully,



Rebecca Lehman, LMSW
Indian Child Welfare – Director
Office: 208-621-4666
Cell: 208-790-1065
Email: rebeccal@nezperce.org



February 13, 2025

Dear School Board Chairs, Superintendents and Charter Administrators,

With our shared goals for student achievement, I reach out to you regarding your statutory responsibilities for approving curricula and other materials used in your classrooms. As you follow state law and your own local processes, there are many options and ways to satisfy this responsibility.

As you know, the ultimate decision is a local one and a careful review of books and information is always in order. I highlight recent supplementary materials offered by PragerU Kids and want to make you aware of objections from Idaho's five tribes.

Specifically, the tribes take issue with PragerU Kids resources that address tribal roles and treatment in American history. In their words, the critiques include:

"(The) Educational materials about Indigenous/Native American History are racially and culturally discriminatory against Indians and are destructive toward our youth;

(The) Content dismisses the history and ongoing impact of colonization on Native Americans and perpetuates racially discriminatory narratives."

After meeting with the Indian Education Committee and hearing members' concerns firsthand, I thought it was appropriate to bring their objections forward should you consider using these supplementary materials. Idaho's tribes are recognized as sovereign nations within our state, and I encourage you to consider reaching out to them to learn more about their interests in supplementary or optional materials that cover the national, state and local histories of indigenous people.

Additionally, I have asked Idaho's tribal education leaders to provide me links or direction to culturally relevant books, curricula and other materials that could be made available to our districts in a similar way.

Debbie Critchfield, Superintendent of Public Instruction
(208) 332-6800 | 650 W. State St., Boise, ID 83702 | sde.idaho.gov

I am including contacts for each of the tribes should you want to gain a greater understanding and perspective directly from them and learn more on how to include Idaho's own indigenous history into your classrooms.

Finally, I have also attached for your information a document outlining the goals of the Indian Education Committee.

Thank you for your time and attention.

Sincerely,



Debbie Critchfield

Superintendent of Public Instruction

Kootenai Tribe:

Jennifer Porter – Jennifer@kootenai.org

Coeur d'Alene Tribe:

Dr. Chris Meyer – Cmeyer@cdatribe-nsn.gov

Nez Perce Tribe:

Joyce McFarland – Joycem@nezperce.org

Shoshone Paiute Tribe:

Jade Roubideaux – Roubideaux.jade@shopai.org

Shoshone Bannock Tribe:

Jessica James – Jjames@sbtribes.com

Debbie Critchfield, Superintendent of Public Instruction
(208) 332-6800 | 650 W. State St., Boise, ID 83702 | sde.idaho.gov



March 3, 2025

Dear Idaho Tribes,

I am reaching out to share with you some additional information about the future of Indian Education in Idaho and our department's ongoing commitment to it.

First, I want to address some inaccurate information that has circulated recently. **I am not contemplating the elimination of our current Indian Education position in the department.** To the contrary, we are discussing ways to elevate our efforts in Indian Education. As many of you know, the department's annual budget request in front of the legislature includes an additional position to support Indian Education in our state.

Informing my reevaluation is the fact that we have not seen the influence of our department improve the lives of Native American students under the current Indian Education model. One preliminary idea I've discussed with my staff is to maintain the Indian Education position in Boise, and to supplement their work with that of contractors, in coordination with the tribes, to address specific tribal needs. This would be done alongside an update to the broader strategic plan for Indian Education in Idaho. If this model were to be pursued, it would result in approximately six people working through the department on Indian Education. Historically, we have had one. Besides the additional staff, this model would also allow for more direct local communication.

I want to assure you that no decisions will be made without input from each tribe.

Thank you. I value your collaboration and look forward to continuing the discussion with you.

Sincerely,

A handwritten signature in black ink that reads "Debbie Critchfield". The signature is written in a cursive, flowing style.

Debbie Critchfield, Superintendent of Public Instruction

Debbie Critchfield, Superintendent of Public Instruction
(208) 332-6800 | 650 W. State St., Boise, ID 83702 | sde.idaho.gov



Idaho Indian Education Committee

March 7th, 2025 – 8:30 – 3:00 MST – OSBE Board Room (650 W. State St. Boise, ID 83702. 3rd Floor)

Agenda

1. WELCOME 8:30-9:00

- Member Roll Call/Establishment of Quorum
- Introduction
- Agenda Review
- December 6, 2024, action items – Attachment 1(Minutes)

2. NATIVE FORWARD SCHOLARSHIP FUND – DARYAN SINGER 9:00-9:30

3. STATE INDIAN EDUCATION COORDINATOR POSITION- 9:30-10:45

- Long Term Plan
- Committee Input and Concerns
- SBOE Appointment

4. STATE INDIAN EDUCATION COMMITTEE 10:45-12:00

- Purpose
- Strategic Plan
- IIEC Appointments and Terms

5. LEGISLATIVE, SDE, AND SBOE UPDATES – WORKING LUNCH 12:00 – 1:00

- Federal Update
- JOM

6. STEP UPDATES: DR. CHRIS MEYER AND JESSICA JAMES 1:00-1:45

7. IDAHO INDIAN EDUCATION SUMMIT – JUSTIN VANCE 1:45-2:30

- Theme
- Pow wow



TALKING POINTS: 2025 NAFIS Spring Conference

Future of the U.S. Department of Education

It has been widely reported that President Trump is preparing an executive order to dismantle the U.S. Department of Education. While much remains unknown about exactly what this executive action would include, it is important to note that only Congress has the power to abolish the Department. Such legislation would require a supermajority of 60 votes in the Senate, meaning that at least seven Democratic senators would need to join all Republicans in support. However, an executive order could use existing administrative authority to weaken the Department.

Talking Points:

- NAFIS opposes any attempt to dismantle the U.S. Department of Education and is deeply concerned by the Trump Administration's recent statements.
- Specifically, we are concerned that any reduction in staff at the Impact Aid office or transfer of authority over the program will negatively impact the program and staff's ability to disseminate payments in a timely manner and provide necessary technical assistance to school districts.

Appropriations

With schools facing many challenges, including the need to build or renovate facilities, attract and retain educators, and adjust to recent education cuts, Impact Aid dollars are more precious now than they have ever been. In addition, experts project a decrease in the prorated payment for Section 7003 Basic Support due to the inclusion of COVID relief funding and inflation in payment calculations. That means that without a significant increase in appropriations or a legislative fix, some districts should prepare for lower Impact Aid payments in FY 2025 compared to FY 2024.

Talking Points:

- **THANK** them for Congress's recent investments in the Impact Aid program.
- **Fiscal Year 2025:**
 - **SUPPORT** the Senate's \$20 million increase for Impact Aid in FY 2025:
 - \$16.5 million increase for Basic Support
 - \$2 million increase for Federal Property
 - \$1.5 million increase for Construction
- **Fiscal Year 2026:**
 - **REQUEST** an increase for Impact Aid in FY 2026:
 - \$65 million increase for Basic Support
 - \$1.5 million Increase for Children with Disabilities
 - \$3.5 million increase for Federal Property
 - \$1.5 million increase for Construction
 - **SIGN ON** to Dear Colleague Letter Supporting Impact Aid Funding
 - Sen. Ben Ray Luján (D-NM) – Katie Mertens - katie_mertens@lujan.senate.gov
 - Rep. Rick Larsen (D-WA) – Sam Gottlieb - sam.gottlieb@mail.house.gov
- **EXPLAIN** how a possible cut to your Impact Aid payment would affect your budget.

Advancing Toward Impact Aid Full Funding Act

The Federal Government has a responsibility to fund Impact Aid fully, but it has not met this responsibility since 1969. This legislation would establish a five-year path to full funding and ensure meaningful annual increases to districts. The *Advancing Toward Impact Aid Full Funding Act* is historically bipartisan. It would fully fund Basic Support and provide a proportional increase to Federal Property, Construction, and Children with Disabilities.

Talking Points:

- **This bill has not yet been reintroduced, but if you are interested in cosponsoring, please contact:**
 - Sen. Ben Ray Luján (D-NM) – Katie Mertens - katie_mertens@lujan.senate.gov
 - Rep. Mike Levin (D-CA) – Eileen Lee - eileen.lee@mail.house.gov

Impact Aid Infrastructure Partnership Act

The current Impact Aid Construction line provides only \$19 million for construction annually, which is insufficient to meet most internal renovation needs and provides no funding to build new schools. There is also a significant demand for funding to renovate and construct teacher housing. The *Impact Aid Infrastructure Partnership Act* would add a total of \$250 million per year for four years to the Impact Aid Construction line item. 25% of the new funds would be made available via formula to all eligible school districts. The U.S. Department of Education would disseminate the remaining 75% as competitive grants, with priority for those school districts with acute emergencies in their facilities, teacher housing in need of repair, or limited or no bonding capacity.

Talking Points:

- **This bill has not yet been reintroduced, but if you are interested in cosponsoring, please contact:**
 - Sen. Mazie Hirono (D-HI) – Ben Strand - ben_strand@hirono.senate.gov
 - Rep. John Garamendi (D-CA) – Abigail Leonard - abigail.leonard@mail.house.gov

Congressional Impact Aid Caucus

The bipartisan and bicameral Congressional Impact Aid Caucus was established in the 1990s and has since led successful efforts to protect and prioritize the Impact Aid program. There are nearly 100 current Members of Congress in the caucus, and we hope to continue to grow these numbers. If you talk to a member who is not currently in the caucus, encourage them to join.

Talking Points:

- **JOIN the Congressional Impact Aid Caucus for the 119th Congress.**
- **It is an easy way to show your support for federally impacted schools and Impact Aid.**
- Contact JSchimmenti@nafisd.org to join.

Congressional Staff Briefing: Impact Aid 101

NAFIS is holding a congressional staff briefing during which Executive Director Nicole Russell will provide an overview of Impact Aid and explain why further federal investments are needed.

Talking Points:

- **ATTEND the Impact Aid 101 Lunch Briefing (or send a representative from your office)**
 - **Date: Wednesday, March 12, 2025**
 - **Time: 12:00 PM to 1:00 PM**
 - **Location: 2045 Rayburn HOB**
 - **Lunch will be provided**



NAFIS Legislative Requests

Impact Aid is the Federal Government's reimbursement to school districts for the presence of nontaxable Federal property (i.e., military installations, Indian Lands, Federal low-rent housing, national laboratories, and grasslands) and federally connected students.

1. **SUPPORT the Senate's \$20 million increase for Impact Aid in FY 2025.**
 - a. \$16.5 million increase for Basic Support
 - b. \$2 million increase for Federal Property
 - c. \$1.5 million increase for Construction

2. **REQUEST an increase for Impact Aid in FY 2026.**
 - a. \$65 million increase for Basic Support
 - b. \$1.5 million Increase for Children with Disabilities
 - c. \$3.5 million increase for Federal Property
 - d. \$1.5 million increase for Construction

3. **SUPPORT the Advancing Toward Impact Aid Full Funding Act.**
 - a. NAFIS endorses this bipartisan legislation to fully fund Basic Support, provide a proportional increase to Federal Property, increase Construction funding, and raise the Children with Disabilities payment with a five-year glide path.
 - b. This bill has not yet been reintroduced, but if you are interested in cosponsoring, please contact:
 - i. Sen. Ben Ray Luján (D-NM) – Katie Mertens (katie_mertens@lujan.senate.gov)
 - ii. Rep. Mike Levin (D-CA) – Eileen Lee (eileen.lee@mail.house.gov)

4. **SUPPORT the Impact Aid Infrastructure Partnership Act.**
 - a. NAFIS supports this bipartisan bill to significantly increase the Impact Aid Construction line item to \$250 million per year for four years. Currently, the construction line provides only \$19 million annually.
 - b. This bill has not yet been reintroduced, but if you are interested in cosponsoring, please contact:
 - i. Sen. Mazie Hirono (D-HI) – Ben Strand (ben_strand@hirono.senate.gov)
 - ii. Rep. John Garamendi (D-CA) – Abigail Leonard (abigail.leonard@mail.house.gov)

5. **JOIN the bipartisan and bicameral Congressional Impact Aid Caucus!**
 - a. To join, contact jschimmenti@nafisdc.org.

NAFIS represents more than 1,000 federally impacted public school districts that educate approximately 8 million students nationwide. Learn more at www.nafisdc.org. If you have questions, contact Jayson Schimmenti, NAFIS Policy & Advocacy Director, at jschimmenti@nafisdc.org.

THE NAFIS FAMILY

FLISA
Federal Lands Impacted
Schools Association

MISA
Military Impacted
Schools Association

LO-ISA
Learning Opportunity
Impacted Schools Association

NIISA
National Indian Impacted
Schools Association



OPINION

Voices from the Idaho EdNews Community

North Idaho superintendents demand fairness, accountability and governor veto

North Idaho Superintendents | 02/24/2025

North Idaho takes pride in our public schools, our communities, and our ability to make decisions that reflect Idaho's values—not the interests of **out-of-state billionaires** looking to reshape our education system. That is why we urge you, Gov. Brad Little, to **veto House Bill 93**, a bill that does not meet the standards of fairness, responsibility, transparency, and accountability that you set forth in your State of the State address.

Lack of Accountability: A risk to taxpayer dollars

Governor, you promised that any school choice program must be **fair, responsible, transparent, and accountable**. Yet, **House Bill 93 falls short on every one of these principles**.

- **No Testing Requirements:** Unlike public schools, which must adhere to standardized testing and curriculum accountability, HB 93 would allow **private schools to receive taxpayer funds without proving student progress**. Idaho families need to know if their tax dollars are **actually help students succeed**.
- **No Financial Oversight:** Public schools are required to **report every dollar spent**, ensuring taxpayer funds are used responsibly. HB 93 **has no such financial disclosures**, leaving Idaho taxpayers **vulnerable to fraud and waste**. Other states have seen **"pop-up" private schools**

Privacy - Terms

take public money and then collapse, leaving families stranded. **Idahoans deserve financial safeguards to ensure their tax dollars aren't wasted.**

- **No Protections for Students and Families:** Public schools are required to serve all students, regardless of income, disability, or background. HB 93 **does not prevent private schools from discriminating**, meaning **state-funded schools could refuse to serve children with disabilities, religious differences, or beliefs.**

Threat to North Idaho's public schools

Public education is the backbone of North Idaho. Our schools serve **every family**, regardless of financial means. But instead of strengthening our local public schools, HB 93 would **divert critical resources away from them**, putting our communities at risk.

- **Teacher Shortages:** Schools across North Idaho **already struggle to recruit and retain teachers** due noncompetitive wages and funding gaps. Diverting state funds to unregulated private programs **only deepens this crisis.**
- **School Closures in Rural Areas:** Unlike urban centers, **many North Idaho communities don't have private school options.** Taking money from public schools **disproportionately hurts rural students**, who rely on their local schools for education, community, and opportunity.
- **Ignoring Local Voters:** The push for HB 93 is fueled by **out-of-state special interests**, not Idaho parents. These groups will **target legislators who stood against this bill** with dark money campaigns, attempting to reshape Idaho's education system **without input from the people who actually live here.**

Governor Little, your legacy is on the line

Governor, you have built your reputation on championing public education. Under your leadership, Idaho has made **historic investments in schools, increased teacher salaries, and expanded student opportunities.** Signing HB 93 would undo much of that progress, handing taxpayer dollars to **private institutions with no accountability.**

You have rightly said that it would be **hypocritical** to demand accountability from public schools while giving money to private schools with **no oversight.** Now is the time to **stand by your word.** If school choice is to be expanded, it must be done **the right way—the Idaho way:**

- Require standardized testing** so parents and taxpayers can measure student learning outcomes.
- Mandate financial disclosures** to prevent fraud and ensure responsible spending of taxpayer dollars.
- Enforce ethical standards for educators** receiving public money.

- ☑ **Guarantee non-discrimination policies** so every Idaho child has access to education, regardless of background.
- ☑ **Conduct independent evaluations every five years** to ensure programs are delivering real results.

Idaho is not for sale – veto House Bill 93

Governor Little, we are not asking for special treatment. **We are asking for fairness.** If public schools must meet high standards of accountability and transparency, **then all institutions receiving public tax dollars must meet the same standard.**

We urge you to **honor your commitment** and **veto House Bill 93.** Demand a solution that **upholds Idaho's values of responsibility and fiscal integrity** – not an unchecked, unregulated system that benefits a select few at the expense of the majority.

Idaho's future depends on the strength of its education system. Let's make sure it remains strong, accountable, transparent and truly serves *all* Idaho families of whom you have been elected to serve.

Signed by North Idaho superintendents:

Dena Naccarato, Post Falls
 Jan Bayer, Boundary County
 Kim Spacek, West Bonner County
 Lance Pearson, Kellogg
 Lisa Arnold, Lakeland
 Tara Lere, Plummer-Worley
 Les Wells, Mullan
 Megan Sindt, Avery
 Scott Davis, Kootenai
 Shon Hocker, Coeur d'Alene
 Todd Howard, Wallace
 Teresa Rensch, St. Maries
 Becky Meyer, Lake Pend Oreille
 David Aiken, Lapwai
 Jason Hunter, Orofino
 Janey Avery, Potlatch
 Joshua Hardy, Whitepine
 Steven Kirkland, Kendrick
 Jon Rehder, Cottonwood





LAPWAI SCHOOL DISTRICT #341

230 Main Street
Lapwai, Idaho 83540
(208) 843-2622

Thursday, February 20, 2024

Nez Perce Tribe Executive Committee:

Thank you for this opportunity to share our concerns related to the Director of Indian Education role at the Idaho State Department of Education. Dissolving this critical representation for local alternatives would replicate efforts where we are already excelling. What our students truly need is an advocate at the state level. Our district joined the Nez Perce Tribe with letters of support to reestablish this role in Idaho. We were successful at securing a Coordinator role through the Idaho State Board of Education. This position was transferred to the Department of Education with a job description and title change without awareness or input.

This role is vital in ensuring state and local policies align with the educational needs of our Native students.

- Advocating for funding and equitable education for Native students
- Expanding Native American History and Tribal Sovereignty education in all schools
- Integrating Indigenous knowledge across all subject areas
- Supporting teachers with training and resources to achieve cultural competency
- Promoting language revitalization efforts
- Conducting meaningful Tribal consultation
- Recruitment of Native educators as representatives on state committees
- Uniting the five Tribes of Idaho for authentic collaboration and advocacy for Indigenous students

The need for a Director of Indian Education at the state level remains a top priority and must be addressed to ensure lasting impact and meaningful progress for Indian Education. Please advise how we can return the consistent support we receive from the Nez Perce Tribe during this concerning political climate. Your caring assistance is among our greatest resources and remains a source of pride for the Lapwai School District.

qe'ciyew'yew'

Dr. David M. Aiken
Lapwai School District Superintendent
daiken@lapwai.org
(208) 843-2622

Iris Chimburas
Lapwai School District Indian Education Director
ichimburas@lapwai.org
(208) 843-2241

*Together, we ensure all students will reach their full potential.
kiiye pecepelihniku' wapáyat'as mamáy'asna hipewc'éeyu' cúukwenin'.
We will all work to help the children become knowledgeable.*



Lapwai School District
 Annual Spring 'elweht Place-Based Professional Development
 Nez Perce National Historical Park Visitor Center
 39063 US-95, Lapwai, ID
 Friday *páaxatkaa'awn*, May 'apa'aal 16, 2025
 1:30 p.m. to 3:30 p.m.

Please depart from school allowing for a prompt start time of 1:30 p.m.

Good Afternoon *ta'c halaxp*

Welcome - Good You Arrived *ta'c 'éetx papáayn*

1:30-1:45	Theater: Sign-In, Welcome, Assign Groups		
First Session	Group 1 <i>náaqc</i>	Group 2 <i>lepít</i>	Group 3 <i>mitáat</i>
1:45-2:15	Museum Presentation Theater	Dogbane Presentation Outdoor Patio	Archives Presentation Downstairs
Second Session	Group 1 <i>náaqc</i>	Group 2 <i>lepít</i>	Group 3 <i>mitáat</i>
2:15-2:45	Dogbane Presentation Outdoor Patio	Archives Presentation Downstairs	Museum Presentation Theater
Third Session	Group 1 <i>náaqc</i>	Group 2 <i>lepít</i>	Group 3 <i>mitáat</i>
2:45-3:15	Archives Presentation Downstairs	Museum Presentation Theater	Dogbane Presentation Outdoor Patio
3:15-3:30	Theater: Closing and Evaluation Thank You <i>qe'ciyew'yew'</i>		



Administration Team Norms:

Timely arrivals and meeting closures

Leave cell phones, emails, and other business at the door

- Remain agenda driven, present and data focused
- Demonstrate the value of our focused professional development
- Refuse to admire problems and insist on solutions
- Listen respectfully to understand
- Model positive growth mindsets which remain on topic

High Levels of Collaboration & Communication

There is strong teamwork among teachers across all grades and with other staff. Everybody is involved and connected to each other, including parents and members of the community, to identify problems and work on solutions.

- Review Administration Team Norms
- Student Resource Officer Collaboration:
Kamelle Bourgeau
- Technology Collaboration: Erik McKim
- Data:** Budget Review
- March Board Meeting
- Updated Draft Schedule: Annual Place-Based Professional Development, May 16
- Annual Student Pow Wow, May 27
- Idaho Indian Education Committee Updates:
Summit June 12-13
Boise, College of Western Idaho
- Lapwai School District Educational Summit Planning

Supportive Learning Environment

There is strong teamwork among teachers across all grades and with other staff. Everybody is involved and connected to each other, including parents and members of the community, to identify problems and work on solutions.

- Transportation Safety
- 2025-2026 Handbooks
- LCSC: Catalyst Classroom Institute

Frequent Monitoring of Teaching & Learning

A steady cycle of different assessments identify students who need help. More support and instructional time is provided, either during the school day or outside normal school hours. Teaching is adjusted based on frequent monitoring of student progress and needs. Assessment results are used to focus and improve instructional programs.

- 2024-2025 Performance Evaluation Parent Input Tool
- Student, Staff and Parent Engagement Surveys

High Standards & Expectations for All Students

Teachers and staff believe that all students can learn and meet high standards. While recognizing that some students must overcome significant barriers, these obstacles are not seen as insurmountable. Students are offered an ambitious and rigorous course of study.

- Data:** Average Daily Attendance Analysis
- Open Enrollment Monitoring Application Review

Effective School Leadership

Effective instructional and administrative leadership is required to implement change processes. Effective leaders proactively seek needed help. They nurture an instructional program and school culture conducive to learning and professional growth. Effective leaders have different styles and roles – teachers and other staff, including those in the district office, often have a leadership role.

- Data:** Staff Attendance Data Analysis
- Core Activator Collective Efficacy Reflection**
Thank You for Responding Today



- Meeting Summary and Next Steps**

Core Activators: Those who guide the overall functioning of a team are activators because they add ideas, ask questions, notice nonverbal cues, and help the team make decisions. This activation comes from within the group, not externally. It is imperative the Administration Team model the essential activator skills and routines. Thank you for joining me in reflection of our collective efficacy in application of these qualities during our collaboration today.

References

Agenda Structure: Nine Characteristics of High Performing Schools (2nd Ed.), Shannon, G.S. & Bylsma, P. (2007)
 Meeting Evaluation: PLC+ A Playbook for Instructional Leaders, Frey, Nagel, Fisher, Faddis, Allen-Rotel. (2024)

STAFF PERSONNEL
Series 400

Policy Title: DISMISSAL

Code: 407.7

~~Dismissal shall be appropriate only after said employee has been notified in writing of his/her deficiencies or problems and has had a reasonable time to correct them. Notice of termination of employment of a non-certified school employee must be given in writing, stating the reason(s) for such dismissal.~~

~~Upon flagrant misconduct or insubordination, dismissal will be immediate. The decision will be at the sole discretion of the superintendent.~~

~~Flagrant misconduct may be defined, yet not limited to violations of the Code of Ethics for Idaho Professional Educators. The Lapwai School District applies these standards of conduct as professional expectations for all employees, both certified and classified.~~

~~Classified employees are those noncertificated employees who are employed by the District or personnel hired in positions which do not require certification.~~

With the exception of those classified employees specifically hired by the Board as holding a status of not at-will, all classified employees shall be regarded as “at-will” employees and may be dismissed at the will of either party and the employment relationship may be terminated at any time for any or no reason, so long as the same does not violate public policy or violate any other provision of law. Such at-will designation will be included in all job descriptions and related written documentation, should the same be implemented by the District. An employment period, as well as other terms and conditions of employment set forth in a job description and/or written documentation shall not create a property right as such are included for the specific purpose only of providing notice to the employee of the service and expectations of the District so long as the employment relationship continues.

Classified employees shall have no expectation of continued employment, unless so expressly specified by the District’s Board. The District reserves the right to change employment conditions affecting the employee’s duties, assignment, supervisor, or grade.

The Board shall determine the salary and wages for classified personnel.

Date of Adoption:

Legal References

Revised: 7/29/97, 08/25/08, 5/20/24, 3/17/25?

Readopted: July 2009

STAFF PERSONNEL
Series 400

Policy Title: GRIEVANCE PROCEDURE

Code: 409.5 Page 1 of 3

Idaho Code 33-517 provides the Lapwai School District Board of Trustees the following powers and duties:

~~(1) To provide that hiring and evaluation procedures for noncertificated personnel shall be in writing and shall be available for any noncertificated employee's review during regular business hours. Job descriptions for all noncertificated employees shall be written and shall be made available to employees of the district or other people seeking employment.~~

~~(2) To provide a grievance procedure for noncertificated employees of the district which meets the minimum standards of paragraphs (a) through (i) of this subsection. In the event a grievance procedure is not provided, the following grievance procedure shall apply.~~

~~a) A grievance shall be defined as a written allegation of:~~

~~(i) A violation of current written board approved school district policy;~~

~~(ii) A violation of current written school procedures;~~

~~(iii) A violation of the current written board approved employee handbook;~~

~~(iv) A condition or conditions that jeopardize the health or safety of the employee or another; or~~

~~(v) Tasks assigned outside of the employee's essential job functions and for which the employee has no specialized training.~~

~~A noncertificated employee of the district may file a grievance about any matter related to his or her employment, only if it directly relates to any of the grounds for a grievance provided for in paragraph (a)(i) through (v) of this subsection. However, neither the rate of salary or wage of the employee nor the decision to terminate an employee for cause during the initial one hundred eighty (180) days of employment shall be a proper subject for consideration under the grievance procedure provided in this section. For the purposes of this section, "current" means as of the date of the incident giving rise to the grievance.~~

~~b) If a noncertificated employee files a grievance, the employee shall submit the grievance in writing to the district's human resources administrator within six (6) working days of the incident giving rise to the grievance. The grievance shall state the nature of the grievance and the remedy sought. Within six (6) working days of receipt of the grievance, the district's human resources administrator shall schedule an informal grievance meeting with the grievant, the employee against whom the grievance is filed, respective advocates, as well as a district administrator who will not be involved in the statutory grievance process. The purpose of the meeting shall be to attempt to find a resolution to the employee grievance.~~

~~c) If a resolution is not reached during the informal grievance meeting, the individual against whom a grievance is filed shall file a written response to the employee grievance~~

STAFF PERSONNEL
Series 400

Policy Title: GRIEVANCE PROCEDURE

Code: 409.5 Page 2 of 3

~~within six (6) working days after the conclusion of the informal grievance meeting. Thereafter, the employee may appeal the grievance to the superintendent of the district or the superintendent's designee within six (6) working days of the receipt of the written response or within six (6) working days from the date the written response was due if the noncertificated employee received no written response. Within six (6) working days of an appeal, the superintendent or his designee shall provide a written response to the noncertificated employee.~~

~~d) If the noncertificated employee is not satisfied with the response of the superintendent or the designee, or if there is no response by the superintendent or the designee within the time frame provided in subsection (2)(c) of this section, the noncertificated employee may request a review of the grievance by a hearing panel within six (6) working days from receipt of the response provided in subsection (2)(c) of this section if the employee received a written response, or six (6) working days from the date the superintendent or designee last had to respond if the noncertificated employee received no written response. Within ten (10) working days of receipt of an appeal, a panel consisting of three (3) persons; one (1) designated by the superintendent, one (1) designated by the employee, and one (1) agreed upon by the two (2) appointed members for the purpose of reviewing the appeal. Within ten (10) working days following completion of the review, the panel shall submit its decision in writing to the noncertificated employee, the superintendent, and the board of trustees.~~

~~e) The panel's decision shall be the final and conclusive resolution of the grievance unless the board of trustees overturns the panel's decision by resolution at the board of trustees' next regularly scheduled public meeting or unless, within forty two (42) calendar days of the filing of the board's decision, either party appeals to the district court in the county where the school district is located. Upon appeal of a decision of the board of trustees, the district court may affirm or set aside and remand the matter to the board of trustees upon the following grounds, and shall not set the same aside on any other grounds:~~

- ~~(i) That the findings of fact are not based on any substantial, competent evidence;~~
- ~~(ii) That the board of trustees has acted without jurisdiction or in excess of its powers;~~
- ~~(iii) That the findings by the board of trustees as a matter of law do not support the decision.~~

~~f) A noncertificated employee filing a grievance pursuant to this section shall be entitled to a representative of the employee's choice at each step of the grievance procedure provided in this section. The person against whom the grievance is filed, the superintendent or the superintendent's designee shall be entitled to a representative at each step of the grievance procedure. None of these individuals will be qualified to sit on the advisory grievance panel.~~

STAFF PERSONNEL
Series 400

Policy Title: GRIEVANCE PROCEDURE

Code: 409.5 Page 3 of 3

- ~~g) The timelines of the grievance procedure established in this section may be waived or modified by mutual agreement.~~
- ~~h) Utilization of the grievance procedure established pursuant to this section shall not constitute a waiver of any right of appeal available pursuant to law or regulation.~~
- ~~i) Neither the board nor any member of the administration shall take reprisals affecting the employment status of any party in interest. The employee filing a grievance shall not take any reprisals regarding the course of the outcome of the grievance nor take any reprisals against any party or witness participating in the grievance.~~
- ~~j) A noncertificated employee of a school district shall be provided a personnel file consistent with the provisions of section 33-518, Idaho Code.~~

The grievance procedure for classified employees shall be the procedure set forth in Idaho Code. Classified employees may file a written grievance alleging a violation of current, written District approved policy, procedure, or employee handbook, a condition or conditions that jeopardize the health or safety of the employee or another, or tasks assigned outside of the employee's essential job functions and for which the employee has no specialized training. However, neither the rate of pay nor the decision to terminate an employee during the initial 180 days of employment shall be regarded as a proper grievable matter.

History:

Legal References: [33-517, amended. 2014, ch. 166, sec. 1, p. 468.]

Date of Adoption:

Readopted: July 2009

Revised: 2/24/20, 3/12/25?

Wed. March 4, 2025

To Whom It May Concern,

I, Kimberly Stick, hereby resign my position as a Kindergarten Paraprofessional effective immediately.

I apologize for the abruptness of this action. My physical and mental health has been a struggle these past months and the kids deserve more consistency.

It has been an honor and a joy to work in the Lapwai School District.

Thank you for sharing your kiddos with me.

Sincerely,
Kimberly Stick

10 Mar 2025

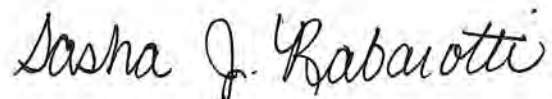
Mrs. Wagner, Dr. Aiken, and Lapwai School Board,

Due to the uncertainty of my husband's federal job, we are relocating to Massachusetts. Please accept this letter as my formal notice of resignation as a first-grade teacher effective June 10, 2025.

I cannot thank you enough for giving me the opportunity to serve as a teacher at Lapwai Elementary school. I have enjoyed working with amazing, resilient students and their families as well as my colleagues and administration. I have learned so much the last two years and it has been very rewarding. I am heart-broken to leave this community.

Thank you again for allowing me to teach at your school. I cannot express how much I am going to miss the Lapwai students, staff and administration.

Sincerely,

A handwritten signature in black ink that reads "Sasha J. Rabaiotti". The signature is written in a cursive style with a large initial 'S' and 'R'.

Sasha Rabaiotti