

**LAPWAI SCHOOL DISTRICT #341**  
**BOARD OF TRUSTEES – REGULAR MONTHLY MEETING**  
**Lapwai School District Office, 230 Main St, Lapwai, Idaho**  
**Monday, June 15, 2025 - 5:00 pm**  
**Agenda**

- |                 |  |
|-----------------|--|
|                 | 1) Call to Order   |
|                 | A. Pledge of Allegiance  |
|                 | B. Roll Call   |
| <b>Page</b>     |  |
| <b>2</b>        | 2) <b>A. Budget Hearing – 2025-2026 Amended Budget</b>                                       |
| <b>19</b>       | <b>B. Budget Hearing – 2026-2027 Budget</b>  |
|                 | C. Approve 2025-2026 Amended Budget – Action Item  |
|                 | D. Approve 2026-2027 Budget – Action Item  |
|                 | 3) A. Consent Agenda – Action Item   |
| <b>36, 38</b>   | 1. Approval of Minutes – May 18 and June 2, 2026   |
| <b>39</b>       | 2. Budget Report/Balance Sheet   |
| <b>62</b>       | 3. Payment of Current Bills  |
| <b>65</b>       | 4. Associated Student Body Accounts  |
|                 | 4) Unscheduled Delegations (please call at least 3 days prior to the meeting to be included) |
| <b>66, 95,</b>  | 5) Discussion Items  |
| <b>105</b>      | A. Administrator’s Reports – Principals, Athletic Director, Sped Director, Superintendent    |
|                 | B. Idaho Youth Well-Being Survey, Grades 6-12  |
|                 | C. Handbooks   |
|                 | 6) Action Items  |
|                 | A.   |
|                 | B.   |
|                 | 7) Executive Session – Idaho Code Section 74-206(1) (a) (Personnel) – Action Item            |
|                 | (If 4 of 5 Board Members are present as per Idaho Code Section 74-206(1)                     |
|                 | (a) to consider hiring a public employee   |
|                 | Personnel Action Items   |
| <b>133</b>      | A. Resignations – Middle/High School Math/Science Teacher – Matthew Morgan                   |
| <b>134</b>      | – Special Education Teacher – Nancy Dahl   |
|                 | – Paraprofessional – Mande Taylor  |
|                 | B. New Hires – Georgia Sobotta – Middle/High School Principal                                |
|                 | – Elementary Teacher – Alexandra Upah  |
|                 | – Math/Science Teacher - ?   |
| <b>135, 136</b> | C. Returning Certified and Coaching Staff for 2026-2027 School Year                          |
| <b>137</b>      | D. Memorandum of Understanding – Highland School District – Business Services                |
|                 | 8) Board Training – Negotiations Updates   |
|                 | 9) Adjourn   |

SUMMARY STATEMENT - 2025-2026 AMENDED SCHOOL BUDGET AND 2026-2027 SCHOOL BUDGET

Lapwai School District #341

REVENUES	GENERAL FUND					ALL OTHER FUNDS				
	Prior Year Actual 2023-2024	Prior Year Actual 2024-2025	Current Budget 2025-2026	Proposed Amended Budget 2025-2026	Proposed Budget 2026-2027	Prior Year Actual 2023-2024	Prior Year Actual 2024-2025	Current Budget 2025-2026	Proposed Amended Budget 2025-2026	Proposed Budget 2026-2027
Beginning Balances	779,032	1,504,839	700,000	700,000	980,000	529,488	510,271	2,509,872	2,501,423	2,424,500
Local Tax Revenue	42,300	45,332	49,000	49,000	51,828	8,307	2,947	-	161,700	-
Other Local Revenue	367,284	305,671	252,500	252,318	229,672	272,677	388,810	173,000	236,950	306,000
State Revenue	5,099,491	4,680,969	4,863,783	4,863,783	4,660,941	431,438	2,470,652	1,640,773	1,880,902	1,604,606
Federal Revenue	3,490,938	3,051,771	2,900,100	2,900,100	2,900,100	2,718,286	2,649,154	1,987,101	2,203,124	1,940,942
Other Sources	-	525	-	-	-	-	-	-	-	-
Transfers	18,639	15,340	10,668	10,850	10,868	165,681	174,765	169,794	169,794	189,474
<b>Totals</b>	<b>9,797,684</b>	<b>9,604,447</b>	<b>8,776,051</b>	<b>8,776,051</b>	<b>8,833,409</b>	<b>4,125,877</b>	<b>6,196,599</b>	<b>6,480,540</b>	<b>7,153,893</b>	<b>6,465,522</b>
<b>EXPENDITURES</b>										
Salaries	4,938,371	5,020,772	5,081,532	5,081,532	5,034,309	1,404,765	1,586,889	1,101,723	1,180,816	1,250,374
Benefits	1,720,895	1,789,439	1,858,742	1,858,742	2,039,605	607,816	506,395	464,434	495,930	577,068
Purchased Services	961,306	902,855	849,431	849,431	788,795	242,907	362,313	1,196,573	1,440,363	1,340,635
Supplies and Materials	413,993	461,636	319,600	319,600	269,970	865,169	634,002	2,263,000	2,559,864	2,152,465
Capital Outlay	37,218	61,815	-	-	-	-	84,089	1,444,142	1,466,070	1,134,112
Debt Retirement	-	-	-	-	-	283,000	284,750	-	-	-
Insurance & Other	55,381	58,150	58,150	58,150	69,587	193,310	251,743	-	-	-
Transfers	165,681	174,765	169,794	169,794	189,474	18,639	15,340	10,668	10,850	10,868
Contingency Reserve	-	-	438,802	438,802	441,669	-	-	-	-	-
Unappropriated Balances	1,504,839	1,135,015	-	-	-	510,271	2,471,078	-	-	-
<b>Totals</b>	<b>9,797,684</b>	<b>9,604,447</b>	<b>8,776,051</b>	<b>8,776,051</b>	<b>8,833,409</b>	<b>4,125,877</b>	<b>6,196,599</b>	<b>6,480,540</b>	<b>7,153,893</b>	<b>6,465,522</b>

A copy of the School District Budget is available for public inspection in the District's Administrative Office.

A Budget Hearing is scheduled to be held on June 15, 2026 before the regular school board meeting which will begin at 5:00 pm in the District Office at 230 Main St, Lapwai.

ACCOUNT	DESCRIPTION	YTD Activity	Curr Budget	Prop Budget
GENERAL FUND				
REVENUE				
100-411400	DISTRICT TORT REVENUE	34,101.33CR	46,000.00CR	46,000.00CR
100-411900	OTHER TAXES	62.32CR	0.00	0.00
100-413000	PENALTY & INT--DELINQUENT TAXES	667.52CR	3,000.00CR	3,000.00CR
100-415000	EARNINGS ON INVESTMENTS	74,534.63CR	100,000.00CR	100,000.00CR
100-419900	OTHER LOCAL REVENUE	117,748.27CR	100,000.00CR	100,000.00CR
100-419901	DRIVERS ED.--STUDENT FEES	2,500.00CR	2,500.00CR	2,500.00CR
100-419903	GRANTS	41,327.22CR	50,000.00CR	49,818.00CR
	TOTAL LOCAL REVENUE	270,941.29CR	301,500.00CR	301,318.00CR
100-431100	BASE SUPPORT - DISCRETIONARY	611,948.65CR	642,429.00CR	642,429.00CR
100-431101	BASE SUPPORT - HEALTH INSURANCE	571,016.48CR	599,430.00CR	599,430.00CR
100-431102	SBA - ADMINISTRATION	229,492.76CR	239,765.00CR	239,765.00CR
100-431103	SBA - INSTRUCTIONAL & PUPIL SERVICES	1,819,413.46CR	1,904,244.00CR	1,904,244.00CR
100-431104	SBA - NON-CERTIFIED	410,273.08CR	430,708.00CR	430,708.00CR
100-431200	TRANSPORTATION SUPPORT REVENUE	205,905.04CR	212,000.00CR	212,000.00CR
100-431400	EXCEPTIONAL CHILD SUPPORT	29,298.16CR	20,000.00CR	20,000.00CR
100-431800	BENEFIT APPORTIONMENT	513,597.90CR	537,491.00CR	537,491.00CR
100-431900	OTHER STATE SUPPORT	310,978.79CR	174,100.00CR	174,100.00CR
100-431902	STATE MATH/SCI REQUIREMENT	0.00	5,500.00CR	5,500.00CR
100-431904	REMEDICATION	9,998.00CR	13,000.00CR	13,000.00CR
100-431930	STATE TECHNOLOGY SUPPORT	0.00	77,225.00CR	77,225.00CR
100-432100	DRIVER EDUCATION REVENUE	0.00	3,125.00CR	3,125.00CR
100-437000	LOTTERY/ADD'L STATE MAINTENANCE	0.00	0.00	0.00
100-438000	REVENUE IN LIEU OF TAXES	1,673.63CR	2,606.00CR	2,606.00CR
100-438001	REV. IN LIEU-AG. EQUIP.	2,160.00CR	2,160.00CR	2,160.00CR
	TOTAL STATE REVENUE	4,715,755.95CR	4,863,783.00CR	4,863,783.00CR
100-442000	UNRESTRICTED FEDERAL REVENUE	147.95CR	100.00CR	100.00CR
100-448200	IMPACT AID P.L. 81-874	2,951,164.00CR	2,900,000.00CR	2,900,000.00CR
	TOTAL FEDERAL REVENUE	2,951,311.95CR	2,900,100.00CR	2,900,100.00CR
100-320000	BEGINNING BALANCE - BUDGET	0.00	700,000.00CR	700,000.00CR
100-453000	SALE OF PROPERTY	0.00	0.00	0.00
100-460000	TRANSFERS FROM OTHER FUNDS	6,720.71CR	10,668.00CR	10,850.00CR
	TOTAL OTHER REVENUE	6,720.71CR	710,668.00CR	710,850.00CR
	TOTAL REVENUE	7,944,729.90CR	8,776,051.00CR	8,776,051.00CR

ACCOUNT	DESCRIPTION	YTD Activity	Curr Budget	Prop Budget
ELEMENTARY SCHOOL PROGRAM				
100-512110	ELEMENTARY TEACHER SALARIES	933,240.90	1,206,477.00	1,206,477.00
100-512115	ELEMENTARY NON-CERTIFIED SALARIES	249,872.43	449,153.00	449,153.00
100-512160	ELEMENTARY TEACHER SUBSTITUTES	8,872.50	17,500.00	17,500.00
100-512200	ELEMENTARY FRINGE BENEFITS	55,575.72	66,563.00	66,563.00
100-512210	ELEMENT. LIFE/EMP. ASSIST.	1,722.98	1,824.00	1,824.00
100-512220	EMPLOYER FICA	93,892.00	133,087.00	133,087.00
100-512230	HEALTH INSURANCE - ELEM	120,394.18	94,152.00	94,152.00
100-512270	WORKER'S COMPENSATION	6,348.78	10,438.00	10,438.00
100-512280	SICK LEAVE RETIRE.	0.00	0.00	0.00
100-512290	RETIREMENT BENEFIT	163,364.31	225,324.00	225,324.00
100-512320	MUSIC EQUIPMENT REPAIR	0.00	0.00	0.00
100-512313	GRANT FUNDED PURCHASED SERVICES	0.00	0.00	0.00
100-512321	ELEMENTARY PURCHASED SERVICES	996.50	1,000.00	1,000.00
100-512322	COPIER RENTAL	5,193.39	6,500.00	6,500.00
100-512380	ELEMENTARY TRAVEL	0.00	0.00	0.00
100-512410	ELEMENT. FIXED MATERIALS	10,885.41	17,500.00	17,500.00
100-512411	TEACHER SUPPLIES	539.27	3,800.00	3,800.00
100-512412	MUSIC SUPPLIES	291.85	1,000.00	1,000.00
100-512413	GRANT FUNDED SUPPLIES	15,642.20	0.00	0.00
100-512415	MATERIALS --ART	1,556.07	2,500.00	2,500.00
100-512440	ELEMENTARY TEXTBOOKS	61,596.11	25,000.00	25,000.00
TOTAL ELEMENTARY PROGRAM		1,729,984.60	2,261,818.00	2,261,818.00
SECONDARY SCHOOL PROGRAM				
100-515110	HS CERTIFIED SALARIES	718,992.16	931,217.00	931,217.00
100-515113	DRIVER EDUCATION SALARIES	0.00	5,000.00	5,000.00
100-515115	HS CLASSIFIED SALARIES	111,475.65	283,521.00	283,521.00
100-515160	HS SUBSTITUTE SALARIES	48,215.00	35,000.00	35,000.00
100-515200	HS FRINGE BENEFITS	15,995.97	35,395.00	35,395.00
100-515210	HS LIFE INSURANCE BENEFIT	1,157.89	1,676.00	1,676.00
100-515220	HS EMPLOYER FICA	67,670.04	98,695.00	98,695.00
100-515230	HEALTH INSURANCE - HS	99,032.77	152,997.00	152,997.00
100-515270	HS WORKER'S COMPENSATION	4,114.91	7,741.00	7,741.00
100-515280	HS SICK LEAVE BENEFIT	0.00	0.00	0.00
100-515290	HS PERSI BENEFIT	112,967.19	164,882.00	164,882.00
100-515313	GRANT FUNDED PURCHASED SERVICES	0.00	0.00	0.00
100-515321	COPIER RENTAL	5,078.99	5,500.00	5,500.00
100-515322	HS PURCHASE SERVICES	4,155.63	4,500.00	4,500.00
100-515380	HS TRAVEL	4,789.20	0.00	0.00
100-515410	H.S. FIXED MATERIALS	9,256.74	12,500.00	12,500.00
100-515411	TEACHER SUPPLIES	1,515.98	2,800.00	2,800.00
100-515412	DRIVERS ED. MATERIALS	483.55	300.00	300.00
100-515413	GRANT FUNDED SUPPLIES	9,725.55	0.00	0.00
100-515417	MATERIALS -- ART	3,706.56	3,000.00	3,000.00
100-515421	MATERIALS -- MUSIC	15,357.11	6,000.00	6,000.00
100-515441	H.S. TEXTBOOKS	28,660.09	20,000.00	20,000.00
100-515116	SABG GRANT SALARIES	17,564.25	0.00	0.00
100-515216	SABG BENEFITS	3,551.37	0.00	0.00
100-515316	SABG PURCHASED SERVICES	8,598.41	0.00	0.00
100-515416	SABG SUPPLIES	6,617.36	0.00	0.00
TOTAL SECONDARY PROGRAM		1,298,682.37	1,770,724.00	1,770,724.00
SPECIAL EDUCATION PROGRAM				
100-521110	RESOURCE ROOM TEACHER SALARIES	238,043.72	306,470.00	306,470.00
100-521115	RESOURCE ROOM AIDES' SALARIES	53,933.47	70,856.00	70,856.00
100-521160	EXCEPT. CHILD CERT. SUBSTITUTES	0.00	5,000.00	5,000.00
100-521200	RESOURCE ROOM FRINGE BENEFITS	10,011.69	13,350.00	13,350.00
100-521210	EXCEPT. LIFE/EMP. ASSIST.	416.31	480.00	480.00
100-521220	EMPLOYER FICA	23,036.71	30,269.00	30,269.00
100-521230	HEALTH INSURANCE - EXCEPT CHILD	34,082.23	35,307.00	35,307.00
100-521270	WORKER'S COMPENSATION	1,389.13	2,374.00	2,374.00
100-521280	SICK LEAVE RETIRE.	0.00	0.00	0.00
100-521290	RETIREMENT BENEFIT	39,821.98	51,586.00	51,586.00
100-521300	TUITION TO N.I.C.H.	66,932.50	40,000.00	40,000.00
100-521310	SPED PURCHASED SERVICES	0.00	1,000.00	1,000.00
100-521380	TRAVEL - PURCHASED SVCS	0.00	0.00	0.00
100-521410	SPED SUPPLIES	6,419.81	6,000.00	6,000.00
100-521411	SPED TEACHER SUPPLIES	564.26	1,000.00	1,000.00
100-521440	SPED TEXTBOOKS	5,439.00	5,000.00	5,000.00
TOTAL SPECIAL EDUCATION PROGRAM		480,090.81	568,692.00	568,692.00

ACCOUNT	DESCRIPTION	YTD Activity	Curr Budget	Prop Budget
SPECIAL EDUCATION PRESCHOOL PROGRAM				
100-522110	EXCEPTIONAL PRESCHOOL SALARIES	77,315.95	83,832.00	83,832.00
100-522160	EXCEPTIONAL PRESCHOOL SUBSTITUTES	0.00	2,000.00	2,000.00
100-522200	PRESCHOOL FRINGE BENEFITS	0.00	0.00	0.00
100-522210	PRESCHOOL LIFE/EMP. ASSIST.	140.92	192.00	192.00
100-522220	EMPLOYER FICA	5,914.66	6,566.00	6,566.00
100-522230	HEALTH INSURANCE - PRESCHOOL	17,274.78	23,538.00	23,538.00
100-522270	WORKER'S COMPENSATION	355.70	515.00	515.00
100-522280	SICK LEAVE RETIRE.	0.00	0.00	0.00
100-522290	RETIREMENT BENEFIT	9,934.69	10,668.00	10,668.00
100-522410	CLASSROOM SUPPLIES	347.99	350.00	350.00
100-522411	TEACHER SUPPLIES	0.00	200.00	200.00
	TOTAL PRESCHOOL PROGRAM	111,284.69	127,861.00	127,861.00
SCHOOL ACTIVITY PROGRAM				
100-532100	SCHOOL ACTIVITY SALARIES	149,117.49	141,174.00	141,174.00
100-532200	SCHOOL ACTIVITIES FRINGE BENEFITS	0.00	0.00	0.00
100-532210	EMPLOYEE LIFE INS	74.13	0.00	0.00
100-532220	EMPLOYER FICA	11,350.78	10,800.00	10,800.00
100-532230	HEALTH INSURANCE - SCHOOL ACTIVITIES	5,656.06	0.00	0.00
100-532270	WORKER'S COMPENSATION	652.46	847.00	847.00
100-532280	SICK LEAVE RETIRE.	0.00	0.00	0.00
100-532290	RETIREMENT BENEFIT	6,074.79	9,449.00	9,449.00
100-532310	SCHOOL ACT. DUES/SERVICES	462.00	5,000.00	5,000.00
100-532380	SCHOOL ACTIVITIES TRAVEL	11,820.55	15,000.00	15,000.00
100-532410	ACTIVITY SUPPLIES	7,150.94	20,000.00	20,000.00
100-532550	ATHLETIC EQUIPMENT	0.00	0.00	0.00
	TOTAL SCHOOL ACTIVITY PROGRAM	192,359.20	202,270.00	202,270.00
ATTENDANCE, GUIDANCE, & HEALTH PROGRAM				
100-611110	COUNSELING SALARIES - ELEMENTARY	56,753.25	73,605.00	73,605.00
100-611111	GUIDANCE SALARIES - SECONDARY	71,548.47	92,465.00	92,465.00
100-611200	GUIDANCE FRINGE BENEFITS	5,654.25	15,078.00	15,078.00
100-611210	GUIDANCE LIFE/EMP. ASSIST.	140.64	192.00	192.00
100-611220	EMPLOYER FICA	10,227.88	13,858.00	13,858.00
100-611230	HEALTH INSURANCE - GUIDANCE	8,579.03	0.00	0.00
100-611270	WORKER'S COMPENSATION	616.19	1,087.00	1,087.00
100-611280	SICK LEAVE RETIRE.	0.00	0.00	0.00
100-611290	RETIREMENT BENEFIT	18,057.29	24,419.00	24,419.00
100-611310	HEALTH/GUIDANCE PURCHASE SERVICES	0.00	4,500.00	4,500.00
100-611380	GUIDANCE TRAVEL	0.00	0.00	0.00
100-611410	ATTEND./GUIDANCE/HEALTH-ELEMENT.	0.00	500.00	500.00
100-611411	TEACHER SUPPLY - GUIDANCE	0.00	200.00	200.00
	TOTAL GUIDANCE PROGRAM	171,577.00	225,904.00	225,904.00
SPECIAL EDUCATION SUPPORT SERVICES PROGRAM				
100-616110	ANCILLARY SALARIES - CDS & PSYCOL.	217,791.63	127,093.00	127,093.00
100-616115	NON CERT ANCILLARY SALARY	285,868.99	63,454.00	63,454.00
100-616200	ANCILLARY FRINGE BENEFITS	6,398.19	8,531.00	8,531.00
100-616210	EMPLOYEE LIFE INSUR	1,026.28	816.00	816.00
100-616220	EMPLOYER FICA	38,898.43	15,229.00	15,229.00
100-616230	HEALTH INSURANCE - ANCILLARY	86,249.64	70,614.00	70,614.00
100-616270	WORKER'S COMPENSATION	2,346.28	1,194.00	1,194.00
100-616280	SICK LEAVE RETIRE.	0.00	0.00	0.00
100-616290	RETIREMENT BENEFIT	60,317.23	25,871.00	25,871.00
100-616300	CDS CONTRACT	164,542.19	105,000.00	105,000.00
100-616410	ANCILLARY SUPPLIES	0.00	0.00	0.00
	TOTAL ANCILLARY	863,438.86	417,802.00	417,802.00

ACCOUNT	DESCRIPTION	YTD Activity	Curr Budget	Prop Budget
INSTRUCTIONAL IMPROVEMENT PROGRAM				
100-62110	SALARIES - INSTRUCTIONAL IMPROVEME	8,449.60	0.00	0.00
100-62115	SALARIES - N/C INSTR IMPROVE	0.00	0.00	0.00
100-621200	FRINGE	3,097.13	0.00	0.00
100-621210	LIFE	1.27	0.00	0.00
100-621220	FICA	44.75	0.00	0.00
100-621230	HEALTH INSURANCE	153.98	0.00	0.00
100-621270	WORKERS COMP	2.71	0.00	0.00
100-621280	UUSL	0.00	0.00	0.00
100-621290	PERSI	70.30	0.00	0.00
100-621310	INSTRUCT. IMPROVE. - CREDIT REIMB	16,267.38	8,375.00	8,375.00
100-621311	INSTRUCTIONAL IMPROVEMENT PURCHASED SERVICES	4,363.58	20,000.00	20,000.00
100-621380	TRAVEL/TRNG.	3,653.48	0.00	0.00
100-621410	MENTORING SUPPLIES	469.70	100.00	100.00
	TOTAL INSTRUCTION IMPROVEMENT	36,573.88	28,475.00	28,475.00
EDUCATIONAL MEDIA PROGRAM				
100-62210	LIBRARY SALARIES - ELEMEN & SECOND	0.00	0.00	0.00
100-62211	AUDIOVISUAL SALARIES - ELEM & SEC	0.00	0.00	0.00
100-622115	LIBRARY CLASSIFIED SALARIES	53,304.86	69,046.00	69,046.00
100-622160	LIBRARY SUBSTITUTES	0.00	1,000.00	1,000.00
100-622200	LIBRARY FRINGE BENEFITS	0.00	0.00	0.00
100-622210	LIB./TECH. LIFE/EMP. ASSIST.	141.46	192.00	192.00
100-622220	EMPLOYER FICA	4,077.82	5,359.00	5,359.00
100-622230	HEALTH INSURANCE - MEDIA	17,341.30	23,538.00	23,538.00
100-622270	WORKER'S COMPENSATION	245.22	420.00	420.00
100-622280	SICK LEAVE RETIRE.	0.00	0.00	0.00
100-622290	RETIREMENT BENEFIT	6,375.26	8,258.00	8,258.00
100-622323	VALNET COMMUNICATIONS	4,850.00	7,000.00	7,000.00
100-622410	LIBRARY MATERIALS--ELEMENTARY	3,176.29	5,000.00	5,000.00
100-622412	LIBRARY MATERIALS--SECONDARY	1,996.34	5,000.00	5,000.00
	TOTAL EDUCATIONAL MEDIA PROGRAM	91,508.55	124,813.00	124,813.00
INSTRUCTIONAL RELATED TECHNOLOGY				
100-623115	TECHNOLOGY SALARY	62,507.19	81,618.00	81,618.00
100-623200	TECHNOLOGY FRINGE BENEFITS	0.00	0.00	0.00
100-623210	TECHNOLOGY LIFE BENEFIT	75.83	96.00	96.00
100-623220	TECHNOLOGY FICA BENEFIT	4,780.89	6,244.00	6,244.00
100-623230	HEALTH INSURANCE - TECHNOLOGY	9,294.46	11,769.00	11,769.00
100-623270	TECHNOLOGY WORKERS COMP.	287.49	490.00	490.00
100-623280	TECHNOLOGY SICK LEAVE BENEFIT	0.00	0.00	0.00
100-623290	TECHNOLOGY PERSI BENEFIT	7,528.26	9,448.00	9,448.00
100-623310	TECHNOLOGY PURCHASED SERVICES	0.00	20,000.00	20,000.00
100-623323	TECHNOLOGY INTERNET COMMUNICATIONS	3,333.00	40,000.00	40,000.00
100-623410	TECHNOLOGY SUPPLIES/MATERIALS	385.07	5,000.00	5,000.00
100-623411	TECHNOLOGY-ELEMENTARY	37,476.63	35,000.00	35,000.00
100-623412	TECHNOLOGY SECONDARY	20,178.81	35,000.00	35,000.00
100-623413	TECHNOLOGY - EXCEPTIONAL CHILD	4,790.63	5,000.00	5,000.00
100-623550	TECHNOLOGY - CAPITAL OUTLAY	0.00	0.00	0.00
	TOTAL INSTRUCTIONAL TECHNOLOGY	150,638.26	249,665.00	249,665.00
BOARD OF EDUCATION PROGRAM				
100-631115	CLERK-TREASURER SALARIES--BD OF ED	0.00	0.00	0.00
100-631200	BOARD FRINGE BENEFITS	0.00	0.00	0.00
100-631210	EMPLOYEE LIFE BENEFIT	0.00	0.00	0.00
100-631220	EMPLOYER FICA	0.00	0.00	0.00
100-631230	HEALTH INSURANCE - CLERK	0.00	0.00	0.00
100-631270	WORKER'S COMPENSATION	0.00	0.00	0.00
100-631280	SICK LEAVE RETIRE.	0.00	0.00	0.00
100-631290	RETIREMENT BENEFIT	0.00	0.00	0.00
100-631310	BOARD PURCH. SERVICE	64,357.85	45,000.00	45,000.00
100-631410	SUPPLIES - SCHOOL BOARD	1,254.28	750.00	750.00
	TOTAL BOARD OF EDUCATION PROGRAM	65,612.13	45,750.00	45,750.00

ACCOUNT	DESCRIPTION	YTD Activity	Curr Budget	Prop Budget
DISTRICT ADMINISTRATION PROGRAM				
100-632110	DISTRICT ADMINISTRATION SALARIES	134,764.63	144,133.00	144,133.00
100-632115	DISTRICT ADMIN. CLASSIFIED	0.00	0.00	0.00
100-632200	DISTRICT FRINGE BENEFITS	0.00	0.00	0.00
100-632210	DISTRICT LIFE/EMP. ASSIST.	220.00	240.00	240.00
100-632220	EMPLOYER FICA	10,281.94	11,026.00	11,026.00
100-632230	HEALTH INSURANCE - DISTRICT ADMIN	10,717.38	11,769.00	11,769.00
100-632270	WORKER'S COMPENSATION	619.96	865.00	865.00
100-632280	SICK LEAVE RETIRE.	0.00	0.00	0.00
100-632290	RETIREMENT BENEFIT	18,166.28	19,429.00	19,429.00
100-632310	BANK FEES / GRANT SVCS	0.00	25,000.00	25,000.00
100-632322	COPIER RENTAL	4,574.31	4,000.00	4,000.00
100-632333	DISTRICT COMMUNICATIONS	2,833.83	10,000.00	10,000.00
100-632380	DISTRICT TRAVEL--GENERAL	8,562.49	15,000.00	15,000.00
100-632390	DISTRICT PURCHASED SERVICES	16,040.06	17,500.00	17,500.00
100-632410	DISTRICT SUPPLIES	3,271.57	3,000.00	3,000.00
100-632412	DISTRICT SUBSCRIPTIONS	0.00	0.00	0.00
	TOTAL DISTRICT ADMINISTRATION	210,052.45	261,962.00	261,962.00
SCHOOL ADMINISTRATION PROGRAM				
100-641110	SCHOOL ADMIN SALARIES	163,234.44	217,418.00	217,418.00
100-641115	ADMINISTRATIVE NON-CERTIFIED	85,758.02	109,366.00	109,366.00
100-641200	SCHOOL ADMIN FRINGE BENEFITS	6,398.19	8,531.00	8,531.00
100-641210	SCHOOL ADMIN. LIFE/EMP. ASSIST.	501.14	727.00	727.00
100-641220	EMPLOYER FICA	19,445.36	25,652.00	25,652.00
100-641230	HEALTH INSURANCE - SCHOOL ADMIN	21,560.89	53,801.00	53,801.00
100-641270	WORKER'S COMPENSATION	1,174.76	2,012.00	2,012.00
100-641280	SICK LEAVE RETIRE.	0.00	0.00	0.00
100-641290	RETIREMENT BENEFIT	33,054.84	43,538.00	43,538.00
100-641323	SCHOOL COMMUNICATIONS	12,464.75	16,000.00	16,000.00
100-641380	SCHOOL ADMIN. TRAVEL	60.20	0.00	0.00
100-641410	ELEMENT. ADMIN. MATERIALS	2,221.64	2,000.00	2,000.00
100-641411	SECOND. ADMIN. MATERIALS	1,718.55	2,600.00	2,600.00
100-641412	DUES/SUBSCRIPTIONS/REGISTRATIONS	0.00	0.00	0.00
	TOTAL SCHOOL ADMINISTRATION	347,592.78	481,645.00	481,645.00
BUSINESS OPERATIONS PROGRAM				
100-651115	SALARIES - BUSINESS OPERATIONS	72,763.22	86,921.00	86,921.00
100-651200	FRINGE	9,457.25	10,317.00	10,317.00
100-651210	LIFE INS BENEFIT	89.04	96.00	96.00
100-651220	EMPLOYER FICA	6,267.32	7,439.00	7,439.00
100-651230	HEALTH INSURANCE	99.00	0.00	0.00
100-651270	WORKER'S COMPENSATION	378.06	583.00	583.00
100-651280	SICK LEAVE RETIREMENT	0.00	0.00	0.00
100-651290	PERSI	9,830.27	11,630.00	11,630.00
100-651310	PURCHASED SERVICES	71,927.44	70,000.00	70,000.00
100-651311	MEDICAID BILLING SERVICES	15,645.79	20,043.00	20,043.00
100-651380	TRAVEL / TRAINING	3,077.91	4,000.00	4,000.00
100-651410	SUPPLIES	474.38	2,000.00	2,000.00
	TOTAL BUSINESS OPERATIONS	190,009.68	213,029.00	213,029.00

ACCOUNT	DESCRIPTION	YTD Activity	Curr Budget	Prop Budget
<b>BUILDING CUSTODIAL CARE PROGRAM</b>				
100-66115	CUSTODIAL SALARIES	156,892.05	176,174.00	176,174.00
100-661165	CUSTODIAL SUBSTITUTES	6,278.37	12,000.00	12,000.00
100-661200	CUSTODIAL FRINGE BENEFITS	0.00	0.00	0.00
100-661210	CUSTODIAL LIFE/EMP. ASSIST.	289.68	384.00	384.00
100-661220	EMPLOYER FICA	12,480.60	14,395.00	14,395.00
100-661230	HEALTH INSURANCE - CUSTODIAL	35,306.40	47,076.00	47,076.00
100-661270	WORKER'S COMPENSATION	5,999.71	10,124.00	10,124.00
100-661280	SICK LEAVE RETIRE.	0.00	0.00	0.00
100-661290	RETIREMENT BENEFIT	15,577.35	21,070.00	21,070.00
100-661322	CUSTODIAL PURCHASED SERVICES	0.00	1,713.00	1,713.00
100-661330	UTILITIES	209,175.19	245,000.00	245,000.00
100-661410	CUSTODIAL SUPPLIES	31,796.31	35,000.00	35,000.00
100-661710	PROPERTY/LIABILITY INSURANCE	70,060.25	58,150.00	58,150.00
100-661711	LIABILITY INSURANCE	0.00	0.00	0.00
	<b>TOTAL CUSTODIAL</b>	<b>543,855.91</b>	<b>621,086.00</b>	<b>621,086.00</b>
<b>MAINTENANCE - BUILDINGS-STUDENT OCCUPIED</b>				
100-664115	GENERAL MAINTENANCE SALARIES	128,193.05	138,834.00	138,834.00
100-664200	MAINTENANCE FRINGE BENEFITS	9,457.25	10,317.00	10,317.00
100-664210	MAINTENANCE LIFE/EMP. ASSIST.	163.41	144.00	144.00
100-664220	EMPLOYER FICA	10,287.78	11,410.00	11,410.00
100-664230	HEALTH INSURANCE - MAINT	9,886.89	10,030.00	10,030.00
100-664270	WORKER'S COMPENSATION	4,848.69	8,024.00	8,024.00
100-664280	SICK LEAVE RETIRE.	0.00	0.00	0.00
100-664290	RETIREMENT BENEFIT	16,474.68	17,838.00	17,838.00
100-664310	PURCHASE SERVICE--MAINT/BUS BARN	4,046.58	0.00	0.00
100-664311	PURCHASE SERVICE--ELEMENTARY	45,750.21	0.00	0.00
100-664312	PURCHASE SERVICE--SECONDARY	37,855.75	0.00	0.00
100-664410	MATERIALS--MAINT./BUS BARN	29,909.74	0.00	0.00
100-664411	MATERIALS--ELEMENTARY	12,157.41	0.00	0.00
100-664412	MATERIALS--SECONDARY	7,064.97	0.00	0.00
100-664415	MATERIALS--PRESCHOOL/KIND.	0.00	0.00	0.00
100-664550	MAINTENANCE CAPITAL OUTLAY	0.00	0.00	0.00
	<b>TOTAL MAINTENANCE</b>	<b>316,096.41</b>	<b>196,597.00</b>	<b>196,597.00</b>
<b>MAINTENANCE - GROUNDS</b>				
100-665310	PURCHASE SERVICE--GROUNDS	20,231.20	20,000.00	20,000.00
100-665410	MATERIALS--GROUNDS	3,861.64	10,000.00	10,000.00
100-665420	GROUNDS - GRANT FUNDED SUPPLIES	9,500.00	0.00	0.00
	<b>TOTAL GROUNDS CARE</b>	<b>33,592.84</b>	<b>30,000.00</b>	<b>30,000.00</b>
<b>SECURITY/SAFETY PROGRAM</b>				
100-667310	SCHOOL SAFETY PURCH SERVICES	0.00	0.00	0.00
100-667410	SECURITY SUPPLIES	0.00	7,500.00	7,500.00
100-667550	SECURITY - CAPITAL OUTLAY	0.00	0.00	0.00
	<b>TOTAL SCHOOL SAFETY</b>	<b>0.00</b>	<b>7,500.00</b>	<b>7,500.00</b>

ACCOUNT	DESCRIPTION	YTD Activity	Curr Budget	Prop Budget
PUPIL-TO-SCHOOL TRANSPORTATION PROGRAM				
100-681115	TRANSP.SALARIES--TO SCHOOL @ 50%	96,239.09	116,225.00	116,225.00
100-681120	TRANSP.SALARIES--MECHANIC @ 85%	0.00	0.00	0.00
100-681125	TRANSP.SALARIES--SUPV. @ 50%	11,403.26	12,480.00	12,480.00
100-681165	TRANSP.SALARIES--SUBS @ 50%	0.00	2,500.00	2,500.00
100-681200	TRANSP.FRINGE BENEFITS @ 50%	6,125.22	13,685.00	13,685.00
100-681210	TRANSP.LIFE INSURANCE @ 50%	243.24	192.00	192.00
100-681220	TRANSP.EMPLOYER FICA/MDC @ 50%	8,469.97	11,084.00	11,084.00
100-681230	HEALTH INSURANCE - TRANSP - 50%	10,875.61	1,739.00	1,739.00
100-681270	TRANSP.WORKERS COMP @ 50%	2,391.17	5,738.00	5,738.00
100-681280	TRANSP.SICK LEAVE @ 50%	0.00	0.00	0.00
100-681290	TRANSP.PERSI BENEFIT @ 50%	11,017.63	19,194.00	19,194.00
100-681310	BUS CONTRACT REPAIRS @ 85%	38,464.06	50,000.00	50,000.00
100-681311	PHYSICALS/DRUG TESTING @ 50%	1,791.00	1,500.00	1,500.00
100-681312	PHYSICALS/DRUG TESTING @ 85%	117.00	0.00	0.00
100-681317	TRAINING-DIST./IAPT/STN/NAPT @ 50%	3,600.14	3,000.00	3,000.00
100-681318	TRAINING SDE DRIVER/TECH.@ 85%	0.00	0.00	0.00
100-681319	BUS BARN UTILITIES @ 50%	11,005.24	15,000.00	15,000.00
100-681320	TRANSP. 100% CELL PHONE @ 50%	0.00	300.00	300.00
100-681345	TRANSP.IN-LIEU-OF @ 50%	3,865.75	500.00	500.00
100-681380	TRAVEL-SDE DRIVER/TECH TRGN @ 85%	0.00	0.00	0.00
100-681381	TRAVEL-DIST./IAPT/STN/NAPT @ 50%	0.00	0.00	0.00
100-681410	TECHN. COVERALLS/RAGS @ 50%	379.50	500.00	500.00
100-681420	TRANSP. BUS FUEL/FLUIDS @ 50%	24,922.67	22,500.00	22,500.00
100-681424	TRANSP. BUS OILS/LUBRICANTS @ 85%	0.00	2,000.00	2,000.00
100-681425	BUS REPAIR PARTS @ 85%	13,480.17	10,000.00	10,000.00
100-681426	BUS OFFICE SUPPLIES/POSTAGE @ 50%	52.33	0.00	0.00
100-681429	HAND TOOLS @ 85% - 400 CAP	14.97	0.00	0.00
100-681500	TRANSP - CAPITAL OUTLAY	0.00	0.00	0.00
100-681710	TRANSP. FACILITY INS.--@ 50%	0.00	0.00	0.00
	TOTAL PUPIL TO SCHOOL TRANSPORTATION	244,458.02	288,137.00	288,137.00
PUPIL-ACTIVITY TRANSPORTATION PROGRAM				
100-682115	TRANSP.SALARIES--ACTIVITY/SHUTTLE	24,156.49	20,000.00	20,000.00
100-682200	TRANS - ACTIVITY - FRINGE	0.00	0.00	0.00
100-682210	TRANS - ACTIVITY - LIFE	45.10	0.00	0.00
100-682220	TRANS - ACTIVITY - FICA	1,833.23	1,530.00	1,530.00
100-682230	TRANS - ACTIVITY - HEALTH INS	2,555.12	0.00	0.00
100-682270	WORK COMP	608.59	120.00	120.00
100-682280	TRANS - ACTIVITY - UUSL	0.00	0.00	0.00
100-682290	TRANS - ACTIVITY - PERSI	3,039.08	2,696.00	2,696.00
100-682310	PURCHASE SERVICES--NON ALLOW	0.00	500.00	500.00
100-682410	TRANSPORTATION MAT'LS--NON-ALLOW.	352.97	2,000.00	2,000.00
	TOTAL ACTIVITY TRANSPORTATION	32,590.58	26,846.00	26,846.00
GENERAL TRANSPORTATION PROGRAM				
100-683310	PURCHASE SERVICES-NON ALLOWABLE	121.01	2,000.00	2,000.00
100-683410	SUPPLIES-NON ALLOWABLE	1,614.63	2,000.00	2,000.00
	TOTAL GENERAL TRANSPORTATION	1,735.64	4,000.00	4,000.00
FOOD SERVICES PROGRAM				
100-710220	FOOD EMPLOYER FICA	12,494.62	12,879.00	12,879.00
	SCHOLARSHIP FUND	12,494.62	12,879.00	12,879.00
CAPITAL ASSETS				
100-810520	CAPITAL OUTLAY - BUILDINGS	0.00	0.00	0.00
100-810540	CAPITAL OUTLAY - VEHICLES	0.00	0.00	0.00
	TOTAL CAPITAL OUTLAY	0.00	0.00	0.00
100-920821	TRANSFER TO BUS DEPRECIATION FUND	26,927.00	26,927.00	26,927.00
100-920810	TRANSFER TO MEDICAID FUND	0.00	107,566.00	107,566.00
100-920800	TRANSFERS TO OTHER FUNDS	0.00	35,301.00	35,301.00
100-950800	CONTINGENCY RESERVE	0.00	438,802.00	438,802.00
	TOTAL OTHER	26,927.00	608,596.00	608,596.00
	TOTAL EXPENDITURES	9 7,151,156.28	8,776,051.00	8,776,051.00

ACCOUNT	DESCRIPTION	YTD Activity	Curr Budget	Prop Budget
GRANTS - NEZ PERCE TRIBE & OTHERS				
232-320000	BEGINNING BALANCE - BUDGET	0.00	118,000.00CR	105,000.00CR
232-415000	INVESTMENT EARNINGS	2,230.94CR	3,000.00CR	2,600.00CR
232-419900	GRANT REVENUE - NPT & OTHERS	21,400.00CR	0.00	21,400.00CR
232-443000	FEDERAL GRANT REVENUE	0.00	0.00	0.00
232-460000	INTERFUND TRANSFER	0.00	0.00	0.00
	TOTAL REVENUE	23,630.94CR	121,000.00CR	129,000.00CR
NEZPERCE TRIBE JOB SKILLS				
235-320000	JOB SKILLS CARRYOVER	0.00	5,000.00CR	5,000.00CR
235-419900	NEZPERCE TRIBE SPECIAL SERVICE GRT	0.00	0.00	0.00
	TOTAL REVENUE	0.00	5,000.00CR	5,000.00CR
235-515115	JOB SKILLS SALARY	0.00	4,619.00	4,619.00
235-515220	JOB SKILLS EMPLOYER FICA	0.00	353.00	353.00
235-515270	JOB SKILLS WORKERS COMP	0.00	28.00	28.00
235-521310	JOB SKILLS	0.00	0.00	0.00
	TOTAL EXPENDITURES	0.00	5,000.00	5,000.00
IDAHO CAREER READY STUDENTS GRANT				
242-439000	ICRS REVENUE	171,658.00CR	1,278,843.00CR	1,278,843.00CR
	TOTAL REVENUE	171,658.00CR	1,278,843.00CR	1,278,843.00CR
242-519500	ICRS CAPITAL EXPENDITURES	171,658.00	1,278,843.00	1,278,843.00
	TOTAL EXPENDITURES	171,658.00	1,278,843.00	1,278,843.00

ACCOUNT	DESCRIPTION	YTD Activity	Curr Budget	Prop Budget
<b>STATE VOCATIONAL</b>				
243-432410	STATE CTE -- AG. PROGRAM	12,922.92CR	9,000.00CR	12,923.00CR
243-432420	STATE VOC. ED.--BUSINESS PROGRAM	7,200.70CR	7,900.00CR	7,201.00CR
	<b>TOTAL REVENUE</b>	<b>20,123.62CR</b>	<b>16,900.00CR</b>	<b>20,124.00CR</b>
<b>=====</b>				
243-515112	VOC. ED. AG. SALARIES	3,859.46	3,724.00	3,859.00
243-515210	EMPLOYEE ASSIST. PLAN	0.00	0.00	0.00
243-515200	VOC. ED. FRINGE BENEFIT	0.00	0.00	0.00
243-515220	VOC. ED. EMPLOYER FICA	295.25	285.00	295.00
243-515230	HEALTH INSURANCE - VOC ED	0.00	0.00	0.00
243-515270	VOC. ED. WORKERS COMPENSATION	16.33	21.00	16.00
243-515280	VOC. ED. SICK LEAVE BENEFIT	0.00	0.00	0.00
243-515290	VOC. ED. PERSI BENEFIT	489.76	502.00	490.00
243-515382	VOC. ED. TRAVEL--AG. PROGRAM	0.00	1,000.00	0.00
243-515412	VOC. ED. SUPPLIES--AG. PROGRAM	7,664.39	3,468.00	7,664.00
243-515552	VOC. ED. EQUIPMENT--AG. PROGRAM	0.00	0.00	0.00
	<b>TOTAL CTE AG PROGRAM</b>	<b>12,325.19</b>	<b>9,000.00</b>	<b>12,324.00</b>
243-515313	VOC. ED. BUSINESS P/S	0.00	0.00	0.00
243-515383	VOC. ED. TRAVEL--BUSINESS PROGRAM	0.00	3,000.00	0.00
243-515413	VOC. ED. SUPPLIES--BUSINESS PROG.	7,771.08	4,900.00	7,800.00
243-515553	VOC. ED. EQUIPMENT--BUSINESS	0.00	0.00	0.00
	<b>TOTAL CTE BUSINESS PROGRAM</b>	<b>7,771.08</b>	<b>7,900.00</b>	<b>7,800.00</b>
	<b>TOTAL EXPENDITURES</b>	<b>20,096.27</b>	<b>16,900.00</b>	<b>20,124.00</b>
<b>=====</b>				
<b>SRO GRANT</b>				
244-320000	SRO GRANT BEGINNING BALANCE	0.00	0.00	40,000.00CR
244-439000	SRO GRANT REVENUE	96,950.00CR	95,030.00CR	95,030.00CR
	<b>TOTAL REVENUE</b>	<b>96,950.00CR</b>	<b>95,030.00CR</b>	<b>135,030.00CR</b>
<b>=====</b>				
244-667300	SRO GRANT PURCHASED SERVICES	88,870.87	95,030.00	95,030.00
244-667400	SRO GRANT - SUPPLIES	0.00	0.00	40,000.00
	<b>TOTAL EXPENDITURES</b>	<b>88,870.87</b>	<b>95,030.00</b>	<b>135,030.00</b>
<b>=====</b>				
<b>STATE TECHNOLOGY</b>				
245-431900	STATE REVENUE - TECH GRANT	62,288.00CR	0.00	77,860.00CR
H00-000001	<b>TOTAL REVENUE</b>	<b>62,288.00CR</b>	<b>0.00</b>	<b>77,860.00CR</b>
<b>=====</b>				
245-623100	TECH SALARIES	0.00	0.00	0.00
245-623200	TECH BENEFITS	0.00	0.00	0.00
245-623310	TECH - PURCHASED SERVICES	0.00	0.00	38,930.00
245-623410	TECH - SUPPLIES	0.00	0.00	38,930.00
H00-000002	<b>TOTAL EXPENDITURES</b>	<b>0.00</b>	<b>0.00</b>	<b>77,860.00</b>
<b>=====</b>				
<b>SAFE &amp; DRUG FREE SCHOOLS</b>				
246-320000	BEG. BALANCE- SUBSTANCE ABUSE PREVENTION	0.00	0.00	0.00
246-439000	REVENUE - SAFE & DRUG FREE SCHOOLS	3,831.00CR	0.00	7,662.00CR
H00-000001	<b>TOTAL REVENUE</b>	<b>3,831.00CR</b>	<b>0.00</b>	<b>7,662.00CR</b>
<b>=====</b>				
246-512410	ELEM DRUG FREE YTH SUPPLIES	0.00	0.00	3,831.00
246-515310	PURCHASED SERVICES - SAFE & DRUG FREE SCHOOL	0.00	0.00	0.00
246-515410	SUPPLIES - SAFE & DRUG FREE SCHOOLS	0.00	0.00	3,831.00
H00-000002	<b>TOTAL EXPENDITURES</b>	<b>0.00</b>	<b>0.00</b>	<b>7,662.00</b>
H00-000009				
<b>=====</b>				
<b>CHAPTER I FUND</b>				
251-445100	FEDERAL ASSISTANCE	132,136.07CR	251,724.00CR	254,948.00CR
251-445901	CSI - UP REVENUE	48,868.45CR	0.00	63,790.00CR
	<b>TOTAL REVENUE</b>	<b>181,004.52CR</b>	<b>251,724.00CR</b>	<b>318,738.00CR</b>
<b>=====</b>				

ACCOUNT	DESCRIPTION	YTD Activity	Curr Budget	Prop Budget
251-512110	TEACHER SALARIES--ELEMENTARY	0.00	0.00	0.00
251-512115	TEACHER AIDES--ELEMENTARY	95,509.94	159,523.00	159,519.00
251-512200	BENEFITS - ELEMENTARY	52,910.69	89,701.00	92,929.00
251-512310	E.S. PURCHASED SERVICES	0.00	0.00	0.00
251-512410	ELEMENTARY SUPPLIES & MATERIALS	0.00	0.00	0.00
251-512420	HOMELESS SUPPLIES	0.00	500.00	500.00
251-515115	TEACHER AIDES - SECONDARY	0.00	1,500.00	1,500.00
251-515200	BENEFITS - SECONDARY	0.00	500.00	500.00
	TOTAL TITLE I-A EXPENDITURES	148,420.63	251,724.00	254,948.00
251-515101	CSI - UP SALARIES	16,337.50	0.00	20,000.00
251-515201	CSI - UP BENEFITS	4,974.89	0.00	13,000.00
251-515301	CSI - UP PURCHASED SERVICES	18,961.38	0.00	21,241.00
251-515401	CSI - UP SUPPLIES	8,594.68	0.00	9,549.00
	TOTAL CSI-UP EXPENDITURES	48,868.45	0.00	63,790.00
	TOTAL EXPENDITURES	197,289.08	251,724.00	318,738.00
PART B FUND				
257-445600	FEDERAL ASSISTANCE -- PART B	58,424.52CR	132,154.00CR	132,386.00CR
	TOTAL REVENUE	58,424.52CR	132,154.00CR	132,386.00CR
257-521115	AIDES - PART B	39,483.85	101,849.00	102,124.00
257-521200	BENEFITS- PART B	32,469.93	30,305.00	30,262.00
257-521310	PART B PURCHASED SERVICES	0.00	0.00	0.00
257-521410	SUPPLIES	0.00	0.00	0.00
	TOTAL EXPENDITURES	71,953.78	132,154.00	132,386.00
PART B PRESCHOOL				
258-445600	PART B PRE-SCHOOL REVENUE	1,256.98CR	3,433.00CR	3,432.00CR
	TOTAL REVENUE	1,256.98CR	3,433.00CR	3,432.00CR
258-522115	NON-CERTIFIED SALARIES	951.17	2,413.00	2,413.00
258-522200	BENEFITS - PART B PRESCHOOL	591.69	1,020.00	1,019.00
258-522310	PART B PRESCHOOL PURCHASED SERVICES	0.00	0.00	0.00
	TOTAL EXPENDITURES	1,542.86	3,433.00	3,432.00

ACCOUNT	DESCRIPTION	YTD Activity	Curr Budget	Prop Budget
MEDICAID FUND				
260-445900	MEDICAID REVENUE	298,654.67CR	334,056.00CR	334,056.00CR
260-460000	TRANSFER FROM GENERAL FUND	0.00	107,566.00CR	107,566.00CR
	TOTAL REVENUE	298,654.67CR	441,622.00CR	441,622.00CR
=====				
260-616115	ANCILLARY SALARIES	0.00	179,636.00	179,636.00
260-616200	ANCILLARY BENEFITS	0.00	84,523.00	84,523.00
260-616310	MEDICAID CONTRACT SERVICES	0.00	69,897.00	69,897.00
260-617350	MEDICAID MATCH	50,000.00	107,566.00	107,566.00
	TOTAL EXPENDITURES	50,000.00	441,622.00	441,622.00
=====				
TITLE IV-A ESSA STUDENT SUPPORT				
261-445900	TITLE IV-A ESSA REVENUE	12,218.39CR	27,020.00CR	27,534.00CR
	TOTAL REVENUE	12,218.39CR	27,020.00CR	27,534.00CR
=====				
261-515115	SECONDARY CLASSIFIED SALARY	8,964.55	22,434.00	19,865.00
261-515200	BENEFITS - TITLE IV	4,486.48	4,586.00	7,669.00
261-515310	PURCHASED SERVICES	0.00	0.00	0.00
261-515410	SUPPLIES/MATERIALS	0.00	0.00	0.00
	TOTAL EXPENDITURES	13,451.03	27,020.00	27,534.00
=====				
REAP				
262-443000	REAP GRANT REVENUE	11,263.00CR	11,652.00CR	11,363.00CR
	TOTAL REVENUE	11,263.00CR	11,652.00CR	11,363.00CR
=====				
262-512115	ELEMENTARY CLASSIFIED SALARY	5,789.25	7,719.00	7,530.00
262-512200	BENEFITS - REAP	2,714.76	3,933.00	3,833.00
	TOTAL EXPENDITURES	8,504.01	11,652.00	11,363.00
=====				
RESTRAINT & SECLUSION GRANT				
265-445900	REVENUE	2,000.00CR	0.00	2,000.00CR
	TOTAL REVENUE	2,000.00CR	0.00	2,000.00CR
=====				
265-521100	SALARIES	0.00	0.00	0.00
265-521200	BENEFITS	0.00	0.00	0.00
265-521300	PURCHASED SERVICES	0.00	0.00	0.00
265-521400	SUPPLIES	2,000.00	0.00	2,000.00
	TOTAL EXPENDITURES	2,000.00	0.00	2,000.00
=====				

ACCOUNT	DESCRIPTION	YTD Activity	Curr Budget	Prop Budget
T I T L E VI-A INDIAN EDUCATION				
267-320000	BEGINNING FUND BALANCE	0.00	0.00	0.00
267-419900	LOCAL REVENUE	2,000.00CR	0.00	2,000.00CR
267-443000	FEDERAL ASSISTANCE - VI-A	92,939.26CR	95,000.00CR	109,368.00CR
267-443001	NYCP GRANT REVENUE	300,351.07CR	408,845.00CR	408,845.00CR
267-443002	ACE GRANT REVENUE	22,537.79CR	0.00	22,538.00CR
	TOTAL REVENUE	417,828.12CR	503,845.00CR	542,751.00CR
267-512410	CULTURAL ENRICHMENT SUPPLIES	0.00	0.00	0.00
267-515100	COORDINATOR SALARY	4,086.72	5,449.00	5,449.00
267-515110	NEZ PERCE LANGUAGE INSTRUCTOR	0.00	0.00	0.00
267-515115	CERTIFIED SALARY - OTHER	0.00	0.00	0.00
267-515120	TITLE VI - CLASSIFIED SALARY	48,872.52	24,583.00	74,184.00
267-515125	ATTENDANCE CLERK	0.00	0.00	0.00
267-515200	FRINGE	0.00	0.00	0.00
267-515210	LIFE INS - VI-A	60.51	0.00	0.00
267-515220	EMPLOYER FICA	3,998.92	2,297.00	6,092.00
267-515230	HEALTH INSURANCE - VI-A	8,826.48	0.00	0.00
267-515270	WORKER'S COMPENSATION	243.56	180.00	337.00
267-515280	SICK LEAVE BENEFIT	0.00	0.00	0.00
267-515290	RETIREMENT BENEFIT	4,456.26	3,592.00	9,607.00
267-515300	HIGH SCHOOL PURCHASED SVCS	15,543.20	30,000.00	10,000.00
267-515380	TRAVEL - VI-A	0.00	0.00	0.00
267-515410	SUPPLIES	7,263.29	26,999.00	3,799.00
267-920800	INDIRECT COST - TITLE VI	1,587.80	1,900.00	1,900.00
	TOTAL TITLE VI-A EXPENDITURES	94,939.26	95,000.00	111,368.00
267-515101	SALARIES - DIRECTOR - NYCP	11,250.00	36,500.00	36,500.00
267-515111	SALARIES - CERTIFIED - NYCP	87,198.50	110,259.00	110,259.00
267-515116	SALARIES - N/C - NYCP	112,192.46	128,275.00	128,275.00
267-515201	FRINGE - NYCP	5,022.00	6,696.00	6,696.00
267-515211	LIFE INS - NYCP	348.32	672.00	672.00
267-515221	FICA - ER - NYCP	16,469.95	21,552.00	21,552.00
267-515231	HEALTH INS - NYCP	17,488.60	47,076.00	47,076.00
267-515271	WORKERS COMP - NYCP	742.45	1,690.00	1,690.00
267-515281	UUSL - NYCP	0.00	0.00	0.00
267-515291	PERSI - NYCP	23,783.47	35,473.00	35,473.00
267-515311	CONTRACTURAL PURCHASED SERVICES - NYCP	650.00	0.00	0.00
267-515321	OTHER PURCHASED SERVICES - NYCP	12,303.23	10,384.00	10,384.00
267-515381	TRAVEL - NYCP	3,717.98	0.00	0.00
267-515421	EQUIPMENT - NYCP	0.00	0.00	0.00
267-515411	SUPPLIES - NYCP	4,233.11	1,500.00	1,500.00
267-920801	INDIRECT COSTS - NYCP	4,951.00	8,768.00	8,768.00
	TOTAL NYCP EXPENDITURES	300,351.07	408,845.00	408,845.00
267-515102	SALARIES - DIRECTOR - ACE	0.00	0.00	0.00
267-515112	SALARIES - CERTIFIED - ACE	0.00	0.00	0.00
267-515117	SALARIES - N/C - ACE	0.00	0.00	0.00
267-515202	FRINGE - ACE	0.00	0.00	0.00
267-515212	LIFE INS - ACE	0.00	0.00	0.00
267-515222	FICA - ER - ACE	0.00	0.00	0.00
267-515232	HEALTH INS - ACE	0.00	0.00	0.00
267-515272	WORKERS COMP - ACE	0.00	0.00	0.00
267-515282	UUSL - ACE	0.00	0.00	0.00
267-515292	PERSI - ACE	0.00	0.00	0.00
267-515312	PURCHASED SERVICES - ACE	21,500.00	0.00	21,500.00
267-515382	TRAVEL - ACE	0.00	0.00	0.00
267-515412	SUPPLIES - ACE	855.88	0.00	856.00
267-920802	INDIRECT COSTS - ACE	181.91	0.00	182.00
	TOTAL ACE EXPENDITURES	22,537.79	0.00	22,538.00
	TOTAL EXPENDITURES	417,828.12	503,845.00	542,751.00

ACCOUNT	DESCRIPTION	YTD Activity	Curr Budget	Prop Budget
J O M F U N D				
269-320000	J.O.M. BEGINNING BALANCE	0.00	0.00	0.00
269-415000	INVESTMENT EARNINGS	224.63CR	0.00	250.00CR
269-445900	FEDERAL ASSISTANCE	60,439.50CR	20,000.00CR	60,440.00CR
	TOTAL REVENUE	60,664.13CR	20,000.00CR	60,690.00CR
=====				
269-512310	CULTURAL ENRICHMENT	0.00	0.00	0.00
269-512410	CULTURAL SUPPLIES/MATERIALS	184.48	0.00	0.00
269-515110	CERTIFIED SALARIES	4,287.50	12,000.00	30,000.00
269-515111	JOM COORDINATOR	0.00	0.00	0.00
269-515115	CLASSIFIED SALARIES	0.00	0.00	0.00
269-515210	LIFE INS BENEFIT	5.09	0.00	0.00
269-515220	EMPLOYER FICA	322.86	918.00	2,295.00
269-515230	HEALTH INSURANCE - JOM	623.97	0.00	0.00
269-515270	WORKERS COMP	19.72	71.00	127.00
269-515280	UNUSED SICK LEAVE BENEFIT	0.00	0.00	0.00
269-515290	PERSI	577.96	1,618.00	4,044.00
269-515300	PURCHASE SERVICES	1,727.85	4,393.00	23,224.00
269-515310	CULTURAL ENRICHMENT SERVICES	614.00	0.00	0.00
269-515410	JOM CULTURAL SUPPLIES	373.30	1,000.00	1,000.00
	TOTAL EXPENDITURES	8,736.73	20,000.00	60,690.00
=====				
T I T L E I I A I M P V T E A C H Q U A L I T Y				
271-320000	ESTIMATED BEGINNING BALANCE	0.00	0.00	0.00
271-445900	FEDERAL TITLE II-A REVENUE	22,783.68CR	34,235.00CR	22,873.00CR
	TOTAL REVENUE	22,783.68CR	34,235.00CR	22,873.00CR
=====				
271-621110	STAFF DEVELOPMENT SALARIES	7,771.67	16,000.00	10,000.00
271-621200	BENEFITS - TITLE II-A	3,164.99	3,477.00	2,150.00
271-621310	STAFF DEVELOPMENT	7,010.40	7,500.00	3,000.00
271-621380	TITLE II STAFF TRAVEL	4,957.86	4,200.00	4,484.00
271-621410	STAFF DEVELOPMENT SUPPLIES	200.00	3,058.00	3,239.00
	TOTAL EXPENDITURES	23,104.92	34,235.00	22,873.00
=====				
21st CENTURY COMMUNITY LEARNING CENTER				
273-445900	21ST CENTURY FEDERAL REVENUE	77,520.04CR	125,096.00CR	132,329.00CR
	TOTAL REVENUE	77,520.04CR	125,096.00CR	132,329.00CR
=====				
273-512100	SALARIES - DIRECTOR - 21ST CLCC	36,000.00	48,000.00	48,650.00
273-512110	SALARIES - CERTIFIED - 21ST CLCC	20,225.46	25,000.00	25,000.00
273-512115	SALARIES - N/C - 21ST CLCC	21,251.77	25,000.00	25,000.00
273-512200	FRINGE - 21ST CLCC	0.00	0.00	0.00
273-512210	LIFE - 21ST CLCC	72.58	0.00	96.00
273-512220	FICA - 21ST CLCC	5,870.46	7,497.00	7,547.00
273-512230	HEALTH INS - 21ST CLCC	5,708.26	0.00	0.00
273-512270	WORKERS COMP - 21ST CLCC	356.37	588.00	412.00
273-512280	UUSL - 21ST CLCC	0.00	0.00	0.00
273-512290	PERSI - 21ST CLCC	7,627.14	12,830.00	12,918.00
273-512300	PURCHASED SERVICES - 21ST CLCC	0.00	1,500.00	7,706.00
273-512400	SUPPLIES - 21ST CLCC	1,242.70	4,681.00	5,000.00
273-920800	TRANSFER TO OTHER FUNDS	0.00	0.00	0.00
	TOTAL EXPENDITURES	98,354.74	125,096.00	132,329.00
=====				

ACCOUNT	DESCRIPTION	YTD Activity	Curr Budget	Prop Budget
GEAR - UP GRANT				
278-320000	GEAR-UP BEGINNING BALANCE	0.00	0.00	0.00
278-419900	OTHER LOCAL REVENUE	0.00	0.00	0.00
278-431900	GEAR UP - OTHER STATE REVENUE	0.00	0.00	0.00
278-445900	GEAR-UP GRANT REVENUE	17,014.20CR	28,886.00CR	33,176.00CR
TOTAL REVENUE		17,014.20CR	28,886.00CR	33,176.00CR
=====				
278-515110	GEAR UP CERT. SALARIES	0.00	0.00	0.00
278-515115	GEAR UP SALARIES	12,578.94	16,826.00	16,020.00
278-515200	FRINGE BENEFIT	0.00	0.00	0.00
278-515210	LIFE INSURANCE BENEFIT	30.79	41.00	41.00
278-515220	EMPLOYER FICA	962.31	1,287.00	1,226.00
278-515230	HEALTH INSURANCE - GEAR UP	3,772.53	5,044.00	5,025.00
278-515270	WORKER'S COMPENSATION	57.87	101.00	69.00
278-515280	SICK LEAVE BENEFIT	0.00	0.00	0.00
278-515290	PERSI BENEFIT	1,504.44	2,012.00	1,916.00
278-515380	STUDENT TRAVEL	0.00	2,556.00	6,379.00
278-515410	GEAR UP SUPPLIES	0.00	1,019.00	2,500.00
278-621310	STAFF CONFERENCE/TRAINING	0.00	0.00	0.00
278-621380	STAFF TRAVEL	659.60	0.00	0.00
278-920800	TRANSFER TO OTHER FUNDS	0.00	0.00	0.00
TOTAL EXPENDITURES		19,566.48	28,886.00	33,176.00
=====				
COPS GRANT				
288-445900	COPS FAST GRANT REVENUE	22,220.36CR	0.00	69,046.00CR
TOTAL REVENUE		22,220.36CR	0.00	69,046.00CR
=====				
288-623300	PURCHASED SERVICES	15,480.02	0.00	20,000.00
288-623400	SUPPLIES	6,740.34	0.00	49,046.00
TOTAL EXPENDITURES		22,220.36	0.00	69,046.00
=====				

ACCOUNT	DESCRIPTION	YTD Activity	Curr Budget	Prop Budget
<b>CHILD NUTRITION</b>				
290-320000	EST. BEG. BAL.--SCHOOL LUNCH	0.00	0.00	0.00
290-415000	EARNINGS ON INVESTMENTS	0.00	3,000.00CR	3,000.00CR
290-416100	SCHOOL FOOD SERVICE	0.00	0.00	0.00
290-416200	LUNCH SALES--ALA CARTE	8,025.22CR	10,000.00CR	10,000.00CR
290-419900	OTHER REVENUE	0.00	0.00	0.00
290-445500	NSLP - LUNCH REVENUE	252,060.53CR	300,000.00CR	300,000.00CR
290-445501	FEDERAL SUPPORT--COMMODITIES	0.00	13,000.00CR	13,000.00CR
290-445502	NSLP - SUMMER LUNCH REVENUE	43,742.20CR	35,000.00CR	35,000.00CR
290-445503	NSLP - BREAKFAST REVENUE	97,467.68CR	125,000.00CR	125,000.00CR
290-445504	NSLP - SNACK REVENUE	7,973.56CR	20,000.00CR	20,000.00CR
290-445505	FRESH FRUIT VEGETABLE GRANT INCOME	13,241.16CR	22,000.00CR	22,000.00CR
290-460000	INTERFUND TRANSFER	0.00	35,301.00CR	35,301.00CR
	<b>TOTAL REVENUE</b>	<b>422,510.35CR</b>	<b>563,301.00CR</b>	<b>563,301.00CR</b>
<b>BOND INT./REDEMP. FUND</b>				
290-710115	FOOD SERVICE SALARIES--REGULAR	160,497.07	159,414.00	159,414.00
290-710116	FFVP PREP SALARIES	2,154.31	2,500.00	2,500.00
290-710117	FFVP ADMIN SALARIES	1,127.51	1,500.00	1,500.00
290-710200	FRINGE BENEFITS-FOOD SERVICES	3,703.50	4,938.00	4,938.00
290-710210	LIFE/EMP. ASSIST. PLAN	410.91	576.00	576.00
290-710220	EMPLOYER FICA	0.00	0.00	0.00
290-710230	HEALTH INSURANCE - FOOD SERVICE	41,560.24	58,845.00	58,845.00
290-710270	WORKER'S COMPENSATION	6,271.48	9,057.00	9,057.00
290-710280	SICK LEAVE RETIRE.	0.00	0.00	0.00
290-710290	PERSI BENEFIT	19,450.96	19,971.00	19,971.00
290-710310	FOOD SERVICE - PURCHASED SERVICES	1,523.06	1,500.00	1,500.00
290-710315	FFVP PURCHASED SERVICES	0.00	0.00	0.00
290-710410	FOOD SERVICE--NON-FOOD SUPPLIES	14,146.99	12,000.00	12,000.00
290-710411	FOOD SERVICE--FOOD SUPPLIES	174,227.83	250,000.00	250,000.00
290-710412	FOOD SERVICE--MILK	23,302.28	28,000.00	28,000.00
290-710413	FOOD SERVICE--COMMODITIES	7,362.83	15,000.00	15,000.00
290-710415	FFVP FOOD SUPPLIES	0.00	0.00	0.00
290-710416	FFVP SUPPLIES & MATERIALS	0.00	0.00	0.00
290-710550	FOOD SERVICE EQUIPMENT	0.00	0.00	0.00
	<b>TOTAL EXPENDITURES</b>	<b>455,738.97</b>	<b>563,301.00</b>	<b>563,301.00</b>
<b>BUS DEPRECIATION</b>				
310-320000	BIRF BEGINNING BALANCE	0.00	0.00	3,376.00CR
310-412510	BIRF LEVY TAXES-NEZPERCE COUNTY	1,079.89CR	0.00	1,400.00CR
310-415000	INVESTMENT EARNINGS	0.00	0.00	0.00
310-419900	REVENUE-SAVINGS FROM BOND REFI	0.00	0.00	0.00
310-438000	REVENUE IN LIEU OF PROPERTY TAX	0.00	0.00	0.00
310-439000	STATE BOND GUARANTY REV.	0.00	0.00	0.00
	<b>TOTAL REVENUE</b>	<b>1,079.89CR</b>	<b>0.00</b>	<b>4,776.00CR</b>
310-664410	BIRF - MAINTENANCE SUPPLIES	0.00	0.00	4,776.00
310-911610	BIRF PRINCIPAL	0.00	0.00	0.00
310-912620	BIRF INTEREST	0.00	0.00	0.00
310-912621	BIRF FEES	0.00	0.00	0.00
	<b>TOTAL EXPENDITURES</b>	<b>0.00</b>	<b>0.00</b>	<b>4,776.00</b>
<b>BUS DEPRECIATION</b>				
421-320000	BEGINNING BALANCE	0.00	138,372.00CR	138,372.00CR
421-431200	TRANSPORTATION DEPRECIATION REV	0.00	0.00	0.00
421-460000	TRANSFER FROM GENERAL FUND	26,927.00CR	26,927.00CR	26,927.00CR
	<b>TOTAL REVENUE</b>	<b>26,927.00CR</b>	<b>165,299.00CR</b>	<b>165,299.00CR</b>
421-681500	BUS PURCHASE	0.00	165,299.00	165,299.00
	<b>TOTAL EXPENDITURES</b>	<b>0.00</b>	<b>165,299.00</b>	<b>165,299.00</b>

ACCOUNT	DESCRIPTION	YTD Activity	Curr Budget	Prop Budget
<b>SCHOOL DISTRICT FACILITIES FUND</b>				
435-320000	BEGINNING BALANCE	0.00	95,500.00CR	95,545.00CR
435-415000	INTEREST REVENUE	14,013.05CR	5,000.00CR	15,000.00CR
435-431900	STATE SDFF REVENUE	401,383.00CR	250,000.00CR	401,383.00CR
		-----	-----	-----
H00-000001	TOTAL REVENUE	415,396.05CR	350,500.00CR	511,928.00CR
		=====	=====	=====
435-664100	SDFF - MAINTENANCE SALARIES	0.00	0.00	0.00
435-664200	SDFF - MAINTENANCE BENEFITS	0.00	0.00	0.00
435-664310	SDFF - PURCHASED SERVICES	0.00	80,000.00	100,000.00
435-664311	PURCHASED SERVICES - ELEMENTARY	0.00	0.00	0.00
435-664312	PURCHASED SERVICES - SECONDARY	0.00	0.00	0.00
435-664410	SDFF - SUPPLIES/MATERIALS	3,886.63	270,500.00	390,000.00
435-664411	SUPPLIES/MATERIALS - ELEMENTARY	0.00	0.00	0.00
435-664412	SUPPLIES/MATERIALS - SECONDARY	0.00	0.00	0.00
435-664550	SDFF - CAPITAL OUTLAY	15,848.00	0.00	21,928.00
435-665550	GROUNDS - CAPITAL OUTLAY	0.00	0.00	0.00
		-----	-----	-----
H00-000002	TOTAL EXPENDITURES	19,734.63	350,500.00	511,928.00
		=====	=====	=====
<b>SCHOOL MODERNIZATION FACILITIES FUND</b>				
436-320000	BEGINNING BALANCE - SMFF	0.00	2,050,000.00CR	2,019,630.00CR
436-415000	INTEREST REVENUE	82,437.73CR	25,000.00CR	90,000.00CR
436-431900	SCHOOL MODERNIZATION FACILITIES REVENUE	551.88CR	0.00	0.00
		-----	-----	-----
	TOTAL REVENUE	82,989.61CR	2,075,000.00CR	2,109,630.00CR
		=====	=====	=====
436-664310	SMFF - PURCHASED SERVICES	0.00	500,000.00	500,000.00
436-664410	SMFF - SUPPLIES/MATERIALS	0.00	1,575,000.00	1,609,630.00
		-----	-----	-----
	TOTAL EXPENDITURES	0.00	2,075,000.00	2,109,630.00
		=====	=====	=====
<b>STUDENT ACTIVITY FUND</b>				
238-320000	BEGINNING BALANCE - BUDGET	0.00	85,000.00CR	85,000.00CR
238-417900	OTHER STUDENT REVENUES	0.00	120,000.00CR	250,000.00CR
		-----	-----	-----
	TOTAL REVENUE	0.00	205,000.00CR	335,000.00CR
		=====	=====	=====
238-740300	STUDENT ACTIVITY EXPENDITURES	0.00	205,000.00	335,000.00
		-----	-----	-----
	TOTAL EXPENDITURES	0.00	205,000.00	335,000.00
		=====	=====	=====
<b>SCHOLARSHIP FUND</b>				
700-320000	BEGINNING BALANCE - BUDGET	0.00	18,000.00CR	9,500.00CR
700-419900	OTHER LOCAL REVENUE - SCHOLARSHIP FUND	150.00CR	7,000.00CR	3,000.00CR
700-415000	INTEREST EARNINGS	486.53CR	0.00	0.00
		-----	-----	-----
	TOTAL REVENUE	636.53CR	25,000.00CR	12,500.00CR
		=====	=====	=====
700-740300	SCHOLARSHIPS AWARDED	2,159.75	25,000.00	12,500.00
		-----	-----	-----
	TOTAL EXPENDITURES	2,159.75	25,000.00	12,500.00
		=====	=====	=====

SUMMARY STATEMENT - 2025-2026 AMENDED SCHOOL BUDGET AND 2026-2027 SCHOOL BUDGET

Lapwai School District #341

REVENUES	GENERAL FUND					ALL OTHER FUNDS				
	Prior Year Actual 2023-2024	Prior Year Actual 2024-2025	Current Budget 2025-2026	Proposed Amended Budget 2025-2026	Proposed Budget 2026-2027	Prior Year Actual 2023-2024	Prior Year Actual 2024-2025	Current Budget 2025-2026	Proposed Amended Budget 2025-2026	Proposed Budget 2026-2027
Beginning Balances	779,032	1,504,839	700,000	700,000	980,000	529,488	510,271	2,509,872	2,501,423	2,424,500
Local Tax Revenue	42,300	45,332	49,000	49,000	51,828	8,307	2,947	-	161,700	-
Other Local Revenue	367,284	305,671	252,500	252,318	229,672	272,677	388,810	173,000	236,950	306,000
State Revenue	5,099,491	4,680,969	4,863,783	4,863,783	4,660,941	431,438	2,470,652	1,640,773	1,880,902	1,604,606
Federal Revenue	3,490,938	3,051,771	2,900,100	2,900,100	2,900,100	2,718,286	2,649,154	1,987,101	2,203,124	1,940,942
Other Sources	-	525	-	-	-	-	-	-	-	-
Transfers	18,639	15,340	10,668	10,850	10,868	165,681	174,765	169,794	169,794	189,474
<b>Totals</b>	<b>9,797,684</b>	<b>9,604,447</b>	<b>8,776,051</b>	<b>8,776,051</b>	<b>8,833,409</b>	<b>4,125,877</b>	<b>6,196,599</b>	<b>6,480,540</b>	<b>7,153,893</b>	<b>6,465,522</b>
<b>EXPENDITURES</b>										
Salaries	4,938,371	5,020,772	5,081,532	5,081,532	5,034,309	1,404,765	1,586,889	1,101,723	1,180,816	1,250,374
Benefits	1,720,895	1,789,439	1,858,742	1,858,742	2,039,605	607,816	506,395	464,434	495,930	577,068
Purchased Services	961,306	902,855	849,431	849,431	788,795	242,907	362,313	1,196,573	1,440,363	1,340,635
Supplies and Materials	413,993	461,636	319,600	319,600	269,970	865,169	634,002	2,263,000	2,559,864	2,152,465
Capital Outlay	37,218	61,815	-	-	-	-	84,089	1,444,142	1,466,070	1,134,112
Debt Retirement	-	-	-	-	-	283,000	284,750	-	-	-
Insurance & Other	55,381	58,150	58,150	58,150	69,587	193,310	251,743	-	-	-
Transfers	165,681	174,765	169,794	169,794	189,474	18,639	15,340	10,668	10,850	10,868
Contingency Reserve	-	-	438,802	438,802	441,669	-	-	-	-	-
Unappropriated Balances	1,504,839	1,135,015	-	-	-	510,271	2,471,078	-	-	-
<b>Totals</b>	<b>9,797,684</b>	<b>9,604,447</b>	<b>8,776,051</b>	<b>8,776,051</b>	<b>8,833,409</b>	<b>4,125,877</b>	<b>6,196,599</b>	<b>6,480,540</b>	<b>7,153,893</b>	<b>6,465,522</b>

A copy of the School District Budget is available for public inspection in the District's Administrative Office.

A Budget Hearing is scheduled to be held on June 15, 2026 before the regular school board meeting which will begin at 5:00 pm in the District Office at 230 Main St, Lapwai.

ACCOUNT	DESCRIPTION	YTD Activity	Curr Budget	Prop Budget
GENERAL FUND				
REVENUE				
100-411400	DISTRICT TORT REVENUE	34,101.33CR	46,000.00CR	50,000.00CR
100-411900	OTHER TAXES	62.32CR	0.00	0.00
100-413000	PENALTY & INT--DELINQUENT TAXES	667.52CR	3,000.00CR	1,000.00CR
100-415000	EARNINGS ON INVESTMENTS	74,534.63CR	100,000.00CR	80,000.00CR
100-419900	OTHER LOCAL REVENUE	117,748.27CR	100,000.00CR	100,000.00CR
100-419901	DRIVERS ED.--STUDENT FEES	2,500.00CR	2,500.00CR	2,500.00CR
100-419903	GRANTS	41,327.22CR	50,000.00CR	48,000.00CR
	TOTAL LOCAL REVENUE	270,941.29CR	301,500.00CR	281,500.00CR
100-431100	BASE SUPPORT - DISCRETIONARY	611,948.65CR	642,429.00CR	608,394.00CR
100-431101	BASE SUPPORT - HEALTH INSURANCE	571,016.48CR	599,430.00CR	629,167.00CR
100-431102	SBA - ADMINISTRATION	229,492.76CR	239,765.00CR	229,550.00CR
100-431103	SBA - INSTRUCTIONAL & PUPIL SERVICES	1,819,413.46CR	1,904,244.00CR	1,841,266.00CR
100-431104	SBA - NON-CERTIFIED	410,273.08CR	430,708.00CR	407,890.00CR
100-431200	TRANSPORTATION SUPPORT REVENUE	205,905.04CR	212,000.00CR	212,000.00CR
100-431400	EXCEPTIONAL CHILD SUPPORT	29,298.16CR	20,000.00CR	20,000.00CR
100-431800	BENEFIT APPORTIONMENT	513,597.90CR	537,491.00CR	517,551.00CR
100-431900	OTHER STATE SUPPORT	310,978.79CR	174,100.00CR	168,732.00CR
100-431902	STATE MATH/SCI REQUIREMENT	0.00	5,500.00CR	5,500.00CR
100-431904	REMEDATION	9,998.00CR	13,000.00CR	13,000.00CR
100-431930	STATE TECHNOLOGY SUPPORT	0.00	77,225.00CR	0.00
100-432100	DRIVER EDUCATION REVENUE	0.00	3,125.00CR	3,125.00CR
100-437000	LOTTERY/ADD'L STATE MAINTENANCE	0.00	0.00	0.00
100-438000	REVENUE IN LIEU OF TAXES	1,673.63CR	2,606.00CR	2,606.00CR
100-438001	REV. IN LIEU-AG. EQUIP.	2,160.00CR	2,160.00CR	2,160.00CR
	TOTAL STATE REVENUE	4,715,755.95CR	4,863,783.00CR	4,660,941.00CR
100-442000	UNRESTRICTED FEDERAL REVENUE	147.95CR	100.00CR	100.00CR
100-448200	IMPACT AID P.L. 81-874	2,951,164.00CR	2,900,000.00CR	2,900,000.00CR
	TOTAL FEDERAL REVENUE	2,951,311.95CR	2,900,100.00CR	2,900,100.00CR
100-320000	BEGINNING BALANCE - BUDGET	0.00	700,000.00CR	980,000.00CR
100-453000	SALE OF PROPERTY	0.00	0.00	0.00
100-460000	TRANSFERS FROM OTHER FUNDS	6,720.71CR	10,668.00CR	10,868.00CR
	TOTAL OTHER REVENUE	6,720.71CR	710,668.00CR	990,868.00CR
	TOTAL REVENUE	7,944,729.90CR	8,776,051.00CR	8,833,409.00CR

ACCOUNT	DESCRIPTION	YTD Activity	Curr Budget	Prop Budget
ELEMENTARY SCHOOL PROGRAM				
100-512110	ELEMENTARY TEACHER SALARIES	933,240.90	1,206,477.00	1,247,153.00
100-512115	ELEMENTARY NON-CERTIFIED SALARIES	249,872.43	449,153.00	452,008.00
100-512160	ELEMENTARY TEACHER SUBSTITUTES	8,872.50	17,500.00	17,500.00
100-512200	ELEMENTARY FRINGE BENEFITS	55,575.72	66,563.00	74,102.00
100-512210	ELEMENT. LIFE/EMP. ASSIST.	1,722.98	1,824.00	1,920.00
100-512220	EMPLOYER FICA	93,892.00	133,087.00	136,993.00
100-512230	HEALTH INSURANCE - ELEM	120,394.18	94,152.00	201,791.00
100-512270	WORKER'S COMPENSATION	6,348.78	10,438.00	10,745.00
100-512280	SICK LEAVE RETIRE.	0.00	0.00	0.00
100-512290	RETIREMENT BENEFIT	163,364.31	225,324.00	232,165.00
100-512320	MUSIC EQUIPMENT REPAIR	0.00	0.00	0.00
100-512313	GRANT FUNDED PURCHASED SERVICES	0.00	0.00	0.00
100-512321	ELEMENTARY PURCHASED SERVICES	996.50	1,000.00	1,000.00
100-512322	COPIER RENTAL	5,193.39	6,500.00	6,500.00
100-512380	ELEMENTARY TRAVEL	0.00	0.00	0.00
100-512410	ELEMENT. FIXED MATERIALS	10,885.41	17,500.00	15,000.00
100-512411	TEACHER SUPPLIES	539.27	3,800.00	3,800.00
100-512412	MUSIC SUPPLIES	291.85	1,000.00	1,000.00
100-512413	GRANT FUNDED SUPPLIES	15,642.20	0.00	0.00
100-512415	MATERIALS --ART	1,556.07	2,500.00	2,500.00
100-512440	ELEMENTARY TEXTBOOKS	61,596.11	25,000.00	25,000.00
TOTAL ELEMENTARY PROGRAM		1,729,984.60	2,261,818.00	2,429,177.00
SECONDARY SCHOOL PROGRAM				
100-515110	HS CERTIFIED SALARIES	718,992.16	931,217.00	970,061.00
100-515113	DRIVER EDUCATION SALARIES	0.00	5,000.00	5,000.00
100-515115	HS CLASSIFIED SALARIES	111,475.65	283,521.00	293,347.00
100-515160	HS SUBSTITUTE SALARIES	48,215.00	35,000.00	35,000.00
100-515200	HS FRINGE BENEFITS	15,995.97	35,395.00	21,328.00
100-515210	HS LIFE INSURANCE BENEFIT	1,157.89	1,676.00	1,583.00
100-515220	HS EMPLOYER FICA	67,670.04	98,695.00	101,342.00
100-515230	HEALTH INSURANCE - HS	99,032.77	152,997.00	204,933.00
100-515270	HS WORKER'S COMPENSATION	4,114.91	7,741.00	7,948.00
100-515280	HS SICK LEAVE BENEFIT	0.00	0.00	0.00
100-515290	HS PERSI BENEFIT	112,967.19	164,882.00	169,398.00
100-515313	GRANT FUNDED PURCHASED SERVICES	0.00	0.00	0.00
100-515321	COPIER RENTAL	5,078.99	5,500.00	5,500.00
100-515322	HS PURCHASE SERVICES	4,155.63	4,500.00	4,500.00
100-515380	HS TRAVEL	4,789.20	0.00	0.00
100-515410	H.S. FIXED MATERIALS	9,256.74	12,500.00	12,500.00
100-515411	TEACHER SUPPLIES	1,515.98	2,800.00	2,800.00
100-515412	DRIVERS ED. MATERIALS	483.55	300.00	300.00
100-515413	GRANT FUNDED SUPPLIES	9,725.55	0.00	0.00
100-515417	MATERIALS -- ART	3,706.56	3,000.00	3,000.00
100-515421	MATERIALS -- MUSIC	15,357.11	6,000.00	6,000.00
100-515441	H.S. TEXTBOOKS	28,660.09	20,000.00	20,000.00
100-515116	SABG GRANT SALARIES	17,564.25	0.00	0.00
100-515216	SABG BENEFITS	3,551.37	0.00	0.00
100-515316	SABG PURCHASED SERVICES	8,598.41	0.00	0.00
100-515416	SABG SUPPLIES	6,617.36	0.00	0.00
TOTAL SECONDARY PROGRAM		1,298,682.37	1,770,724.00	1,864,540.00
SPECIAL EDUCATION PROGRAM				
100-521110	RESOURCE ROOM TEACHER SALARIES	238,043.72	306,470.00	315,895.00
100-521115	RESOURCE ROOM AIDES' SALARIES	53,933.47	70,856.00	70,644.00
100-521160	EXCEPT. CHILD CERT. SUBSTITUTES	0.00	5,000.00	15,000.00
100-521200	RESOURCE ROOM FRINGE BENEFITS	10,011.69	13,350.00	13,236.00
100-521210	EXCEPT. LIFE/EMP. ASSIST.	416.31	480.00	480.00
100-521220	EMPLOYER FICA	23,036.71	30,269.00	31,730.00
100-521230	HEALTH INSURANCE - EXCEPT CHILD	34,082.23	35,307.00	56,256.00
100-521270	WORKER'S COMPENSATION	1,389.13	2,374.00	2,489.00
100-521280	SICK LEAVE RETIRE.	0.00	0.00	0.00
100-521290	RETIREMENT BENEFIT	39,821.98	51,586.00	52,816.00
100-521300	TUITION TO N.I.C.H.	66,932.50	40,000.00	40,000.00
100-521310	SPED PURCHASED SERVICES	0.00	1,000.00	1,000.00
100-521380	TRAVEL - PURCHASED SVCS	0.00	0.00	0.00
100-521410	SPED SUPPLIES	6,419.81	6,000.00	6,000.00
100-521411	SPED TEACHER SUPPLIES	564.26	1,000.00	1,000.00
100-521440	SPED TEXTBOOKS	5,439.00	5,000.00	5,000.00
TOTAL SPECIAL EDUCATION PROGRAM		480,090.81	568,692.00	611,546.00

ACCOUNT	DESCRIPTION	YTD Activity	Curr Budget	Prop Budget
SPECIAL EDUCATION PRESCHOOL PROGRAM				
100-522110	EXCEPTIONAL PRESCHOOL SALARIES	77,315.95	83,832.00	94,243.00
100-522160	EXCEPTIONAL PRESCHOOL SUBSTITUTES	0.00	2,000.00	2,000.00
100-522200	PRESCHOOL FRINGE BENEFITS	0.00	0.00	0.00
100-522210	PRESCHOOL LIFE/EMP. ASSIST.	140.92	192.00	192.00
100-522220	EMPLOYER FICA	5,914.66	6,566.00	7,363.00
100-522230	HEALTH INSURANCE - PRESCHOOL	17,274.78	23,538.00	28,128.00
100-522270	WORKER'S COMPENSATION	355.70	515.00	577.00
100-522280	SICK LEAVE RETIRE.	0.00	0.00	0.00
100-522290	RETIREMENT BENEFIT	9,934.69	10,668.00	12,078.00
100-522410	CLASSROOM SUPPLIES	347.99	350.00	350.00
100-522411	TEACHER SUPPLIES	0.00	200.00	200.00
	TOTAL PRESCHOOL PROGRAM	111,284.69	127,861.00	145,131.00
SCHOOL ACTIVITY PROGRAM				
100-532100	SCHOOL ACTIVITY SALARIES	149,117.49	141,174.00	159,257.00
100-532200	SCHOOL ACTIVITIES FRINGE BENEFITS	0.00	0.00	0.00
100-532210	EMPLOYEE LIFE INS	74.13	0.00	0.00
100-532220	EMPLOYER FICA	11,350.78	10,800.00	12,183.00
100-532230	HEALTH INSURANCE - SCHOOL ACTIVITIES	5,656.06	0.00	0.00
100-532270	WORKER'S COMPENSATION	652.46	847.00	956.00
100-532280	SICK LEAVE RETIRE.	0.00	0.00	0.00
100-532290	RETIREMENT BENEFIT	6,074.79	9,449.00	11,285.00
100-532310	SCHOOL ACT. DUES/SERVICES	462.00	5,000.00	5,000.00
100-532380	SCHOOL ACTIVITIES TRAVEL	11,820.55	15,000.00	15,000.00
100-532410	ACTIVITY SUPPLIES	7,150.94	20,000.00	20,000.00
100-532550	ATHLETIC EQUIPMENT	0.00	0.00	0.00
	TOTAL SCHOOL ACTIVITY PROGRAM	192,359.20	202,270.00	223,681.00
ATTENDANCE, GUIDANCE, & HEALTH PROGRAM				
100-611110	COUNSELING SALARIES - ELEMENTARY	56,753.25	73,605.00	78,597.00
100-611111	GUIDANCE SALARIES - SECONDARY	71,548.47	92,465.00	95,398.00
100-611200	GUIDANCE FRINGE BENEFITS	5,654.25	15,078.00	7,539.00
100-611210	GUIDANCE LIFE/EMP. ASSIST.	140.64	192.00	192.00
100-611220	EMPLOYER FICA	10,227.88	13,858.00	13,887.00
100-611230	HEALTH INSURANCE - GUIDANCE	8,579.03	0.00	14,064.00
100-611270	WORKER'S COMPENSATION	616.19	1,087.00	1,089.00
100-611280	SICK LEAVE RETIRE.	0.00	0.00	0.00
100-611290	RETIREMENT BENEFIT	18,057.29	24,419.00	24,471.00
100-611310	HEALTH/GUIDANCE PURCHASE SERVICES	0.00	4,500.00	0.00
100-611380	GUIDANCE TRAVEL	0.00	0.00	0.00
100-611410	ATTEND./GUIDANCE/HEALTH-ELEMENT.	0.00	500.00	0.00
100-611411	TEACHER SUPPLY - GUIDANCE	0.00	200.00	0.00
	TOTAL GUIDANCE PROGRAM	171,577.00	225,904.00	235,237.00
SPECIAL EDUCATION SUPPORT SERVICES PROGRAM				
100-616110	ANCILLARY SALARIES - CDS & PSYCOL.	217,791.63	127,093.00	126,545.00
100-616115	NON CERT ANCILLARY SALARY	285,868.99	63,454.00	27,159.00
100-616200	ANCILLARY FRINGE BENEFITS	6,398.19	8,531.00	8,531.00
100-616210	EMPLOYEE LIFE INSUR	1,026.28	816.00	874.00
100-616220	EMPLOYER FICA	38,898.43	15,229.00	12,411.00
100-616230	HEALTH INSURANCE - ANCILLARY	86,249.64	70,614.00	92,822.00
100-616270	WORKER'S COMPENSATION	2,346.28	1,194.00	973.00
100-616280	SICK LEAVE RETIRE.	0.00	0.00	0.00
100-616290	RETIREMENT BENEFIT	60,317.23	25,871.00	21,456.00
100-616300	CDS CONTRACT	164,542.19	105,000.00	105,000.00
100-616410	ANCILLARY SUPPLIES	0.00	0.00	0.00
	TOTAL ANCILLARY	863,438.86	417,802.00	395,771.00

ACCOUNT	DESCRIPTION	YTD Activity	Curr Budget	Prop Budget
<b>INSTRUCTIONAL IMPROVEMENT PROGRAM</b>				
100-62110	SALARIES - INSTRUCTIONAL IMPROVEME	8,449.60	0.00	0.00
100-62115	SALARIES - N/C INSTR IMPROVE	0.00	0.00	0.00
100-621200	FRINGE	3,097.13	0.00	0.00
100-621210	LIFE	1.27	0.00	0.00
100-621220	FICA	44.75	0.00	0.00
100-621230	HEALTH INSURANCE	153.98	0.00	0.00
100-621270	WORKERS COMP	2.71	0.00	0.00
100-621280	UUSL	0.00	0.00	0.00
100-621290	PERSI	70.30	0.00	0.00
100-621310	INSTRUCT. IMPROVE. - CREDIT REIMB	16,267.38	8,375.00	10,132.00
100-621311	INSTRUCTIONAL IMPROVEMENT PURCHASED SERVICES	4,363.58	20,000.00	20,000.00
100-621380	TRAVEL/TRNG.	3,653.48	0.00	0.00
100-621410	MENTORING SUPPLIES	469.70	100.00	500.00
	<b>TOTAL INSTRUCTION IMPROVEMENT</b>	<b>36,573.88</b>	<b>28,475.00</b>	<b>30,632.00</b>
<b>EDUCATIONAL MEDIA PROGRAM</b>				
100-622110	LIBRARY SALARIES - ELEMEN & SECOND	0.00	0.00	0.00
100-622111	AUDIOVISUAL SALARIES - ELEM & SEC	0.00	0.00	0.00
100-622115	LIBRARY CLASSIFIED SALARIES	53,304.86	69,046.00	53,619.00
100-622160	LIBRARY SUBSTITUTES	0.00	1,000.00	1,000.00
100-622200	LIBRARY FRINGE BENEFITS	0.00	0.00	0.00
100-622210	LIB./TECH. LIFE/EMP. ASSIST.	141.46	192.00	192.00
100-622220	EMPLOYER FICA	4,077.82	5,359.00	4,178.00
100-622230	HEALTH INSURANCE - MEDIA	17,341.30	23,538.00	28,128.00
100-622270	WORKER'S COMPENSATION	245.22	420.00	328.00
100-622280	SICK LEAVE RETIRE.	0.00	0.00	0.00
100-622290	RETIREMENT BENEFIT	6,375.26	8,258.00	6,413.00
100-622323	VALNET COMMUNICATIONS	4,850.00	7,000.00	7,000.00
100-622410	LIBRARY MATERIALS--ELEMENTARY	3,176.29	5,000.00	5,000.00
100-622412	LIBRARY MATERIALS--SECONDARY	1,996.34	5,000.00	5,000.00
	<b>TOTAL EDUCATIONAL MEDIA PROGRAM</b>	<b>91,508.55</b>	<b>124,813.00</b>	<b>110,858.00</b>
<b>INSTRUCTIONAL RELATED TECHNOLOGY</b>				
100-623115	TECHNOLOGY SALARY	62,507.19	81,618.00	81,367.00
100-623200	TECHNOLOGY FRINGE BENEFITS	0.00	0.00	0.00
100-623210	TECHNOLOGY LIFE BENEFIT	75.83	96.00	96.00
100-623220	TECHNOLOGY FICA BENEFIT	4,780.89	6,244.00	6,225.00
100-623230	HEALTH INSURANCE - TECHNOLOGY	9,294.46	11,769.00	14,064.00
100-623270	TECHNOLOGY WORKERS COMP.	287.49	490.00	488.00
100-623280	TECHNOLOGY SICK LEAVE BENEFIT	0.00	0.00	0.00
100-623290	TECHNOLOGY PERSI BENEFIT	7,528.26	9,448.00	9,418.00
100-623310	TECHNOLOGY PURCHASED SERVICES	0.00	20,000.00	0.00
100-623323	TECHNOLOGY INTERNET COMMUNICATIONS	3,333.00	40,000.00	21,070.00
100-623410	TECHNOLOGY SUPPLIES/MATERIALS	385.07	5,000.00	0.00
100-623411	TECHNOLOGY-ELEMENTARY	37,476.63	35,000.00	1,070.00
100-623412	TECHNOLOGY SECONDARY	20,178.81	35,000.00	35,000.00
100-623413	TECHNOLOGY - EXCEPTIONAL CHILD	4,790.63	5,000.00	5,000.00
100-623550	TECHNOLOGY - CAPITAL OUTLAY	0.00	0.00	0.00
	<b>TOTAL INSTRUCTIONAL TECHNOLOGY</b>	<b>150,638.26</b>	<b>249,665.00</b>	<b>173,798.00</b>
<b>BOARD OF EDUCATION PROGRAM</b>				
100-631115	CLERK-TREASURER SALARIES--BD OF ED	0.00	0.00	0.00
100-631200	BOARD FRINGE BENEFITS	0.00	0.00	0.00
100-631210	EMPLOYEE LIFE BENEFIT	0.00	0.00	0.00
100-631220	EMPLOYER FICA	0.00	0.00	0.00
100-631230	HEALTH INSURANCE - CLERK	0.00	0.00	0.00
100-631270	WORKER'S COMPENSATION	0.00	0.00	0.00
100-631280	SICK LEAVE RETIRE.	0.00	0.00	0.00
100-631290	RETIREMENT BENEFIT	0.00	0.00	0.00
100-631310	BOARD PURCH. SERVICE	64,357.85	45,000.00	45,000.00
100-631410	SUPPLIES - SCHOOL BOARD	1,254.28	750.00	750.00
	<b>TOTAL BOARD OF EDUCATION PROGRAM</b>	<b>65,612.13</b>	<b>45,750.00</b>	<b>45,750.00</b>

ACCOUNT	DESCRIPTION	YTD Activity	Curr Budget	Prop Budget
DISTRICT ADMINISTRATION PROGRAM				
100-632110	DISTRICT ADMINISTRATION SALARIES	134,764.63	144,133.00	147,016.00
100-632115	DISTRICT ADMIN. CLASSIFIED	0.00	0.00	0.00
100-632200	DISTRICT FRINGE BENEFITS	0.00	0.00	0.00
100-632210	DISTRICT LIFE/EMP. ASSIST.	220.00	240.00	240.00
100-632220	EMPLOYER FICA	10,281.94	11,026.00	11,247.00
100-632230	HEALTH INSURANCE - DISTRICT ADMIN	10,717.38	11,769.00	14,064.00
100-632270	WORKER'S COMPENSATION	619.96	865.00	882.00
100-632280	SICK LEAVE RETIRE.	0.00	0.00	0.00
100-632290	RETIREMENT BENEFIT	18,166.28	19,429.00	19,818.00
100-632310	BANK FEES / GRANT SVCS	0.00	25,000.00	0.00
100-632322	COPIER RENTAL	4,574.31	4,000.00	4,000.00
100-632333	DISTRICT COMMUNICATIONS	2,833.83	10,000.00	10,000.00
100-632380	DISTRICT TRAVEL--GENERAL	8,562.49	15,000.00	15,000.00
100-632390	DISTRICT PURCHASED SERVICES	16,040.06	17,500.00	17,500.00
100-632410	DISTRICT SUPPLIES	3,271.57	3,000.00	3,000.00
100-632412	DISTRICT SUBSCRIPTIONS	0.00	0.00	0.00
	TOTAL DISTRICT ADMINISTRATION	210,052.45	261,962.00	242,767.00
SCHOOL ADMINISTRATION PROGRAM				
100-641110	SCHOOL ADMIN SALARIES	163,234.44	217,418.00	217,646.00
100-641115	ADMINISTRATIVE NON-CERTIFIED	85,758.02	109,366.00	105,160.00
100-641200	SCHOOL ADMIN FRINGE BENEFITS	6,398.19	8,531.00	8,531.00
100-641210	SCHOOL ADMIN. LIFE/EMP. ASSIST.	501.14	727.00	727.00
100-641220	EMPLOYER FICA	19,445.36	25,652.00	25,347.00
100-641230	HEALTH INSURANCE - SCHOOL ADMIN	21,560.89	53,801.00	50,229.00
100-641270	WORKER'S COMPENSATION	1,174.76	2,012.00	1,988.00
100-641280	SICK LEAVE RETIRE.	0.00	0.00	0.00
100-641290	RETIREMENT BENEFIT	33,054.84	43,538.00	43,066.00
100-641323	SCHOOL COMMUNICATIONS	12,464.75	16,000.00	16,000.00
100-641380	SCHOOL ADMIN. TRAVEL	60.20	0.00	0.00
100-641410	ELEMENT. ADMIN. MATERIALS	2,221.64	2,000.00	2,000.00
100-641411	SECOND. ADMIN. MATERIALS	1,718.55	2,600.00	2,600.00
100-641412	DUES/SUBSCRIPTIONS/REGISTRATIONS	0.00	0.00	0.00
	TOTAL SCHOOL ADMINISTRATION	347,592.78	481,645.00	473,294.00
BUSINESS OPERATIONS PROGRAM				
100-651115	SALARIES - BUSINESS OPERATIONS	72,763.22	86,921.00	78,294.00
100-651200	FRINGE	9,457.25	10,317.00	10,317.00
100-651210	LIFE INS BENEFIT	89.04	96.00	96.00
100-651220	EMPLOYER FICA	6,267.32	7,439.00	6,779.00
100-651230	HEALTH INSURANCE	99.00	0.00	0.00
100-651270	WORKER'S COMPENSATION	378.06	583.00	532.00
100-651280	SICK LEAVE RETIREMENT	0.00	0.00	0.00
100-651290	PERSI	9,830.27	11,630.00	10,598.00
100-651310	PURCHASED SERVICES	71,927.44	70,000.00	75,000.00
100-651311	MEDICAID BILLING SERVICES	15,645.79	20,043.00	21,930.00
100-651380	TRAVEL / TRAINING	3,077.91	4,000.00	4,000.00
100-651410	SUPPLIES	474.38	2,000.00	2,000.00
	TOTAL BUSINESS OPERATIONS	190,009.68	213,029.00	209,546.00

ACCOUNT	DESCRIPTION	YTD Activity	Curr Budget	Prop Budget
BUILDING CUSTODIAL CARE PROGRAM				
100-66115	CUSTODIAL SALARIES	156,892.05	176,174.00	183,762.00
100-661165	CUSTODIAL SUBSTITUTES	6,278.37	12,000.00	12,000.00
100-661200	CUSTODIAL FRINGE BENEFITS	0.00	0.00	0.00
100-661210	CUSTODIAL LIFE/EMP. ASSIST.	289.68	384.00	384.00
100-661220	EMPLOYER FICA	12,480.60	14,395.00	14,976.00
100-661230	HEALTH INSURANCE - CUSTODIAL	35,306.40	47,076.00	56,256.00
100-661270	WORKER'S COMPENSATION	5,999.71	10,124.00	10,532.00
100-661280	SICK LEAVE RETIRE.	0.00	0.00	0.00
100-661290	RETIREMENT BENEFIT	15,577.35	21,070.00	21,978.00
100-661322	CUSTODIAL PURCHASED SERVICES	0.00	1,713.00	463.00
100-661330	UTILITIES	209,175.19	245,000.00	245,000.00
100-661410	CUSTODIAL SUPPLIES	31,796.31	35,000.00	35,000.00
100-661710	PROPERTY/LIABILITY INSURANCE	70,060.25	58,150.00	69,587.00
100-661711	LIABILITY INSURANCE	0.00	0.00	0.00
	TOTAL CUSTODIAL	543,855.91	621,086.00	649,938.00
MAINTENANCE - BUILDINGS-STUDENT OCCUPIED				
100-664115	GENERAL MAINTENANCE SALARIES	128,193.05	138,834.00	0.00
100-664200	MAINTENANCE FRINGE BENEFITS	9,457.25	10,317.00	0.00
100-664210	MAINTENANCE LIFE/EMP. ASSIST.	163.41	144.00	0.00
100-664220	EMPLOYER FICA	10,287.78	11,410.00	0.00
100-664230	HEALTH INSURANCE - MAINT	9,886.89	10,030.00	0.00
100-664270	WORKER'S COMPENSATION	4,848.69	8,024.00	0.00
100-664280	SICK LEAVE RETIRE.	0.00	0.00	0.00
100-664290	RETIREMENT BENEFIT	16,474.68	17,838.00	0.00
100-664310	PURCHASE SERVICE--MAINT/BUS BARN	4,046.58	0.00	0.00
100-664311	PURCHASE SERVICE--ELEMENTARY	45,750.21	0.00	0.00
100-664312	PURCHASE SERVICE--SECONDARY	37,855.75	0.00	0.00
100-664410	MATERIALS--MAINT./BUS BARN	29,909.74	0.00	0.00
100-664411	MATERIALS--ELEMENTARY	12,157.41	0.00	0.00
100-664412	MATERIALS--SECONDARY	7,064.97	0.00	0.00
100-664415	MATERIALS--PRESCHOOL/KIND.	0.00	0.00	0.00
100-664550	MAINTENANCE CAPITAL OUTLAY	0.00	0.00	0.00
	TOTAL MAINTENANCE	316,096.41	196,597.00	0.00
MAINTENANCE - GROUNDS				
100-665310	PURCHASE SERVICE--GROUNDS	20,231.20	20,000.00	20,000.00
100-665410	MATERIALS--GROUNDS	3,861.64	10,000.00	10,000.00
100-665420	GROUNDS - GRANT FUNDED SUPPLIES	9,500.00	0.00	0.00
	TOTAL GROUNDS CARE	33,592.84	30,000.00	30,000.00
SECURITY/SAFETY PROGRAM				
100-667310	SCHOOL SAFETY PURCH SERVICES	0.00	0.00	0.00
100-667410	SECURITY SUPPLIES	0.00	7,500.00	0.00
100-667550	SECURITY - CAPITAL OUTLAY	0.00	0.00	0.00
	TOTAL SCHOOL SAFETY	0.00	7,500.00	0.00

ACCOUNT	DESCRIPTION	YTD Activity	Curr Budget	Prop Budget
PUPIL-TO-SCHOOL TRANSPORTATION PROGRAM				
100-681115	TRANSP.SALARIES--TO SCHOOL @ 50%	96,239.09	116,225.00	110,138.00
100-681120	TRANSP.SALARIES--MECHANIC @ 85%	0.00	0.00	0.00
100-681125	TRANSP.SALARIES--SUPV. @ 50%	11,403.26	12,480.00	12,000.00
100-681165	TRANSP.SALARIES--SUBS @ 50%	0.00	2,500.00	2,500.00
100-681200	TRANSP.FRINGE BENEFITS @ 50%	6,125.22	13,685.00	12,802.00
100-681210	TRANSP.LIFE INSURANCE @ 50%	243.24	192.00	192.00
100-681220	TRANSP.EMPLOYER FICA/MDC @ 50%	8,469.97	11,084.00	10,514.00
100-681230	HEALTH INSURANCE - TRANSP - 50%	10,875.61	1,739.00	2,015.00
100-681270	TRANSP.WORKERS COMP @ 50%	2,391.17	5,738.00	5,443.00
100-681280	TRANSP.SICK LEAVE @ 50%	0.00	0.00	0.00
100-681290	TRANSP.PERSI BENEFIT @ 50%	11,017.63	19,194.00	18,190.00
100-681310	BUS CONTRACT REPAIRS @ 85%	38,464.06	50,000.00	50,000.00
100-681311	PHYSICALS/DRUG TESTING @ 50%	1,791.00	1,500.00	1,500.00
100-681312	PHYSICALS/DRUG TESTING @ 85%	117.00	0.00	0.00
100-681317	TRAINING-DIST./IAPT/STN/NAPT @ 50%	3,600.14	3,000.00	3,000.00
100-681318	TRAINING SDE DRIVER/TECH.@ 85%	0.00	0.00	0.00
100-681319	BUS BARN UTILITIES @ 50%	11,005.24	15,000.00	15,000.00
100-681320	TRANSP. 100% CELL PHONE @ 50%	0.00	300.00	300.00
100-681345	TRANSP.IN-LIEU-OF @ 50%	3,865.75	500.00	500.00
100-681380	TRAVEL-SDE DRIVER/TECH TRGN @ 85%	0.00	0.00	0.00
100-681381	TRAVEL-DIST/IAPT/STN/NAPT @ 50%	0.00	0.00	0.00
100-681410	TECHN. COVERALLS/RAGS @ 50%	379.50	500.00	500.00
100-681420	TRANSP. BUS FUEL/FLUIDS @ 50%	24,922.67	22,500.00	22,500.00
100-681424	TRANSP. BUS OILS/LUBRICANTS @ 85%	0.00	2,000.00	2,000.00
100-681425	BUS REPAIR PARTS @ 85%	13,480.17	10,000.00	10,000.00
100-681426	BUS OFFICE SUPPLIES/POSTAGE @ 50%	52.33	0.00	0.00
100-681429	HAND TOOLS @ 85% - 400 CAP	14.97	0.00	0.00
100-681500	TRANSP - CAPITAL OUTLAY	0.00	0.00	0.00
100-681710	TRANSP. FACILITY INS.--@ 50%	0.00	0.00	0.00
	TOTAL PUPIL TO SCHOOL TRANSPORTATION	244,458.02	288,137.00	279,094.00
PUPIL-ACTIVITY TRANSPORTATION PROGRAM				
100-682115	TRANSP.SALARIES--ACTIVITY/SHUTTLE	24,156.49	20,000.00	25,000.00
100-682200	TRANS - ACTIVITY - FRINGE	0.00	0.00	0.00
100-682210	TRANS - ACTIVITY - LIFE	45.10	0.00	0.00
100-682220	TRANS - ACTIVITY - FICA	1,833.23	1,530.00	1,913.00
100-682230	TRANS - ACTIVITY - HEALTH INS	2,555.12	0.00	0.00
100-682270	WORK COMP	608.59	120.00	150.00
100-682280	TRANS - ACTIVITY - UUSL	0.00	0.00	0.00
100-682290	TRANS - ACTIVITY - PERSI	3,039.08	2,696.00	3,370.00
100-682310	PURCHASE SERVICES--NON ALLOW	0.00	500.00	500.00
100-682410	TRANSPORTATION MAT'LS--NON-ALLOW.	352.97	2,000.00	2,000.00
	TOTAL ACTIVITY TRANSPORTATION	32,590.58	26,846.00	32,933.00
GENERAL TRANSPORTATION PROGRAM				
100-683310	PURCHASE SERVICES-NON ALLOWABLE	121.01	2,000.00	2,000.00
100-683410	SUPPLIES-NON ALLOWABLE	1,614.63	2,000.00	2,000.00
	TOTAL GENERAL TRANSPORTATION	1,735.64	4,000.00	4,000.00
FOOD SERVICES PROGRAM				
100-710220	FOOD EMPLOYER FICA	12,494.62	12,879.00	14,573.00
	SCHOLARSHIP FUND	12,494.62	12,879.00	14,573.00
CAPITAL ASSETS				
100-810520	CAPITAL OUTLAY - BUILDINGS	0.00	0.00	0.00
100-810540	CAPITAL OUTLAY - VEHICLES	0.00	0.00	0.00
	TOTAL CAPITAL OUTLAY	0.00	0.00	0.00
100-920821	TRANSFER TO BUS DEPRECIATION FUND	26,927.00	26,927.00	26,927.00
100-920810	TRANSFER TO MEDICAID FUND	0.00	107,566.00	117,689.00
100-920800	TRANSFERS TO OTHER FUNDS	0.00	35,301.00	44,858.00
100-950800	CONTINGENCY RESERVE	0.00	438,802.00	441,669.00
	TOTAL OTHER	26,927.00	608,596.00	631,143.00
	TOTAL EXPENDITURES	7,151,156.28	8,776,051.00	8,833,409.00

ACCOUNT	DESCRIPTION	YTD Activity	Curr Budget	Prop Budget
GRANTS - NEZ PERCE TRIBE & OTHERS				
232-320000	BEGINNING BALANCE - BUDGET	0.00	118,000.00CR	65,000.00CR
232-415000	INVESTMENT EARNINGS	2,230.94CR	3,000.00CR	3,000.00CR
232-419900	GRANT REVENUE - NPT & OTHERS	21,400.00CR	0.00	0.00
232-443000	FEDERAL GRANT REVENUE	0.00	0.00	0.00
232-460000	INTERFUND TRANSFER	0.00	0.00	0.00
	TOTAL REVENUE	23,630.94CR	121,000.00CR	68,000.00CR
NEZPERCE TRIBE JOB SKILLS				
235-320000	JOB SKILLS CARRYOVER	0.00	5,000.00CR	5,000.00CR
235-419900	NEZPERCE TRIBE SPECIAL SERVICE GRT	0.00	0.00	0.00
	TOTAL REVENUE	0.00	5,000.00CR	5,000.00CR
235-515115	JOB SKILLS SALARY	0.00	4,619.00	4,619.00
235-515220	JOB SKILLS EMPLOYER FICA	0.00	353.00	353.00
235-515270	JOB SKILLS WORKERS COMP	0.00	28.00	28.00
235-521310	JOB SKILLS	0.00	0.00	0.00
	TOTAL EXPENDITURES	0.00	5,000.00	5,000.00
IDAHO CAREER READY STUDENTS GRANT				
242-439000	ICRS REVENUE	171,658.00CR	1,278,843.00CR	1,107,185.00CR
	TOTAL REVENUE	171,658.00CR	1,278,843.00CR	1,107,185.00CR
242-519500	ICRS CAPITAL EXPENDITURES	171,658.00	1,278,843.00	1,107,185.00
	TOTAL EXPENDITURES	171,658.00	1,278,843.00	1,107,185.00

ACCOUNT	DESCRIPTION	YTD Activity	Curr Budget	Prop Budget
<b>STATE VOCATIONAL</b>				
243-432410	STATE CTE -- AG. PROGRAM	12,922.92CR	9,000.00CR	9,000.00CR
243-432420	STATE VOC. ED.--BUSINESS PROGRAM	7,200.70CR	7,900.00CR	7,900.00CR
	<b>TOTAL REVENUE</b>	<b>20,123.62CR</b>	<b>16,900.00CR</b>	<b>16,900.00CR</b>
=====				
243-515112	VOC. ED. AG. SALARIES	3,859.46	3,884.00	3,884.00
243-515210	EMPLOYEE ASSIST. PLAN	0.00	0.00	0.00
243-515200	VOC. ED. FRINGE BENEFIT	0.00	0.00	0.00
243-515220	VOC. ED. EMPLOYER FICA	295.25	297.00	297.00
243-515230	HEALTH INSURANCE - VOC ED	0.00	0.00	0.00
243-515270	VOC. ED. WORKERS COMPENSATION	16.33	22.00	22.00
243-515280	VOC. ED. SICK LEAVE BENEFIT	0.00	0.00	0.00
243-515290	VOC. ED. PERSI BENEFIT	489.76	524.00	524.00
243-515382	VOC. ED. TRAVEL--AG. PROGRAM	0.00	1,000.00	1,000.00
243-515412	VOC. ED. SUPPLIES--AG. PROGRAM	7,664.39	3,273.00	3,273.00
243-515552	VOC. ED. EQUIPMENT--AG. PROGRAM	0.00	0.00	0.00
	<b>TOTAL CTE AG PROGRAM</b>	<b>12,325.19</b>	<b>9,000.00</b>	<b>9,000.00</b>
243-515313	VOC. ED. BUSINESS P/S	0.00	0.00	0.00
243-515383	VOC. ED. TRAVEL--BUSINESS PROGRAM	0.00	3,000.00	3,000.00
243-515413	VOC. ED. SUPPLIES--BUSINESS PROG.	7,771.08	4,900.00	4,900.00
243-515553	VOC. ED. EQUIPMENT--BUSINESS	0.00	0.00	0.00
	<b>TOTAL CTE BUSINESS PROGRAM</b>	<b>7,771.08</b>	<b>7,900.00</b>	<b>7,900.00</b>
	<b>TOTAL EXPENDITURES</b>	<b>20,096.27</b>	<b>16,900.00</b>	<b>16,900.00</b>
=====				
<b>SRO GRANT</b>				
244-320000	SRO GRANT BEGINNING BALANCE	0.00	0.00	0.00
244-439000	SRO GRANT REVENUE	96,950.00CR	95,030.00CR	95,030.00CR
	<b>TOTAL REVENUE</b>	<b>96,950.00CR</b>	<b>95,030.00CR</b>	<b>95,030.00CR</b>
=====				
244-667300	SRO GRANT PURCHASED SERVICES	88,870.87	95,030.00	95,030.00
244-667400	SRO GRANT - SUPPLIES	0.00	0.00	0.00
	<b>TOTAL EXPENDITURES</b>	<b>88,870.87</b>	<b>95,030.00</b>	<b>95,030.00</b>
=====				
<b>STATE TECHNOLOGY</b>				
245-431900	STATE REVENUE - TECH GRANT	62,288.00CR	0.00	77,860.00CR
H00-000001	<b>TOTAL REVENUE</b>	<b>62,288.00CR</b>	<b>0.00</b>	<b>77,860.00CR</b>
=====				
245-623100	TECH SALARIES	0.00	0.00	0.00
245-623200	TECH BENEFITS	0.00	0.00	0.00
245-623310	TECH - PURCHASED SERVICES	0.00	0.00	38,930.00
245-623410	TECH - SUPPLIES	0.00	0.00	38,930.00
	<b>TOTAL EXPENDITURES</b>	<b>0.00</b>	<b>0.00</b>	<b>77,860.00</b>
=====				
<b>SAFE &amp; DRUG FREE SCHOOLS</b>				
246-320000	BEG. BALANCE- SUBSTANCE ABUSE PREVENTION	0.00	0.00	0.00
246-439000	REVENUE - SAFE & DRUG FREE SCHOOLS	3,831.00CR	0.00	7,631.00CR
H00-000001	<b>TOTAL REVENUE</b>	<b>3,831.00CR</b>	<b>0.00</b>	<b>7,631.00CR</b>
=====				
246-512410	ELEM DRUG FREE YTH SUPPLIES	0.00	0.00	0.00
246-515310	PURCHASED SERVICES - SAFE & DRUG FREE SCHOOL	0.00	0.00	1,526.00
246-515410	SUPPLIES - SAFE & DRUG FREE SCHOOLS	0.00	0.00	6,105.00
H00-000002	<b>TOTAL EXPENDITURES</b>	<b>0.00</b>	<b>0.00</b>	<b>7,631.00</b>
H00-000009				
=====				
<b>CHAPTER I FUND</b>				
251-445100	FEDERAL ASSISTANCE	148,420.63CR	251,724.00CR	217,135.00CR
251-445901	CSI - UP REVENUIE	48,868.45CR	0.00	0.00
	<b>TOTAL REVENUE</b>	<b>197,289.08CR</b>	<b>251,724.00CR</b>	<b>217,135.00CR</b>

ACCOUNT	DESCRIPTION	YTD Activity	Curr Budget	Prop Budget
251-512110	TEACHER SALARIES--ELEMENTARY	0.00	0.00	0.00
251-512115	TEACHER AIDES--ELEMENTARY	95,509.94	159,523.00	132,449.00
251-512200	BENEFITS - ELEMENTARY	52,910.69	89,701.00	82,186.00
251-512310	E. S. PURCHASED SERVICES	0.00	0.00	0.00
251-512410	ELEMENTARY SUPPLIES & MATERIALS	0.00	0.00	0.00
251-512420	HOMELESS SUPPLIES	0.00	500.00	500.00
251-515115	TEACHER AIDES - SECONDARY	0.00	1,500.00	1,500.00
251-515200	BENEFITS - SECONDARY	0.00	500.00	500.00
	TOTAL TITLE I-A EXPENDITURES	148,420.63	251,724.00	217,135.00
251-515101	CSI - UP SALARIES	16,337.50	0.00	0.00
251-515201	CSI - UP BENEFITS	4,974.89	0.00	0.00
251-515301	CSI - UP PURCHASED SERVICES	18,961.38	0.00	0.00
251-515401	CSI - UP SUPPLIES	8,594.68	0.00	0.00
	TOTAL CSI-UP EXPENDITURES	48,868.45	0.00	0.00
	TOTAL EXPENDITURES	197,289.08	251,724.00	217,135.00
PART B FUND				
257-445600	FEDERAL ASSISTANCE -- PART B	71,953.78CR	132,154.00CR	128,619.00CR
	TOTAL REVENUE	71,953.78CR	132,154.00CR	128,619.00CR
257-521115	AIDES - PART B	39,483.85	101,849.00	98,441.00
257-521200	BENEFITS- PART B	32,469.93	30,305.00	30,178.00
257-521310	PART B PURCHASED SERVICES	0.00	0.00	0.00
257-521410	SUPPLIES	0.00	0.00	0.00
	TOTAL EXPENDITURES	71,953.78	132,154.00	128,619.00
PART B PRESCHOOL				
258-445600	PART B PRE-SCHOOL REVENUE	1,542.86CR	3,433.00CR	3,508.00CR
	TOTAL REVENUE	1,542.86CR	3,433.00CR	3,508.00CR
258-522115	NON-CERTIFIED SALARIES	951.17	2,413.00	2,360.00
258-522200	BENEFITS - PART B PRESCHOOL	591.69	1,020.00	1,148.00
258-522310	PART B PRESCHOOL PURCHASED SERVICES	0.00	0.00	0.00
	TOTAL EXPENDITURES	1,542.86	3,433.00	3,508.00

ACCOUNT	DESCRIPTION	YTD Activity	Curr Budget	Prop Budget
MEDICAID FUND				
260-445900	MEDICAID REVENUE	298,654.67CR	334,056.00CR	365,493.00CR
260-460000	TRANSFER FROM GENERAL FUND	0.00	107,566.00CR	117,689.00CR
	TOTAL REVENUE	298,654.67CR	441,622.00CR	483,182.00CR
=====				
260-616115	ANCILLARY SALARIES	0.00	179,636.00	193,439.00
260-616200	ANCILLARY BENEFITS	0.00	84,523.00	102,215.00
260-616310	MEDICAID CONTRACT SERVICES	0.00	69,897.00	69,839.00
260-617350	MEDICAID MATCH	77,209.91	107,566.00	117,689.00
	TOTAL EXPENDITURES	77,209.91	441,622.00	483,182.00
=====				
TITLE IV-A ESSA STUDENT SUPPORT				
261-445900	TITLE IV-A ESSA REVENUE	13,451.03CR	27,020.00CR	26,687.00CR
	TOTAL REVENUE	13,451.03CR	27,020.00CR	26,687.00CR
=====				
261-515115	SECONDARY CLASSIFIED SALARY	8,964.55	22,434.00	16,250.00
261-515200	BENEFITS - TITLE IV	4,486.48	4,586.00	10,437.00
261-515310	PURCHASED SERVICES	0.00	0.00	0.00
261-515410	SUPPLIES/MATERIALS	0.00	0.00	0.00
	TOTAL EXPENDITURES	13,451.03	27,020.00	26,687.00
=====				
REAP				
262-443000	REAP GRANT REVENUE	11,263.00CR	11,652.00CR	0.00
	TOTAL REVENUE	11,263.00CR	11,652.00CR	0.00
=====				
262-512115	ELEMENTARY CLASSIFIED SALARY	5,789.25	7,719.00	0.00
262-512200	BENEFITS - REAP	2,714.76	3,933.00	0.00
	TOTAL EXPENDITURES	8,504.01	11,652.00	0.00
=====				
RESTRAINT & SECLUSION GRANT				
265-445900	REVENUE	2,000.00CR	0.00	0.00
	TOTAL REVENUE	2,000.00CR	0.00	0.00
=====				
265-521100	SALARIES	0.00	0.00	0.00
265-521200	BENEFITS	0.00	0.00	0.00
265-521300	PURCHASED SERVICES	0.00	0.00	0.00
265-521400	SUPPLIES	2,000.00	0.00	0.00
	TOTAL EXPENDITURES	2,000.00	0.00	0.00
=====				

ACCOUNT	DESCRIPTION	YTD Activity	Curr Budget	Prop Budget
T I T L E VI-A INDIAN EDUCATION				
267-320000	BEGINNING FUND BALANCE	0.00	0.00	0.00
267-419900	LOCAL REVENUE	2,000.00CR	0.00	0.00
267-443000	FEDERAL ASSISTANCE - VI-A	92,939.26CR	95,000.00CR	105,000.00CR
267-443001	NYCP GRANT REVENUE	300,351.07CR	408,845.00CR	408,845.00CR
267-443002	ACE GRANT REVENUE	22,537.79CR	0.00	0.00
	TOTAL REVENUE	417,828.12CR	503,845.00CR	513,845.00CR
267-512410	CULTURAL ENRICHMENT SUPPLIES	0.00	0.00	0.00
267-515100	COORDINATOR SALARY	4,086.72	5,449.00	5,449.00
267-515110	NEZ PERCE LANGUAGE INSTRUCTOR	0.00	0.00	0.00
267-515115	CERTIFIED SALARY - OTHER	0.00	0.00	0.00
267-515120	TITLE VI - CLASSIFIED SALARY	48,872.52	24,583.00	67,868.00
267-515125	ATTENDANCE CLERK	0.00	0.00	0.00
267-515200	FRINGE	0.00	0.00	0.00
267-515210	LIFE INS - VI-A	60.51	0.00	96.00
267-515220	EMPLOYER FICA	3,998.92	2,297.00	5,609.00
267-515230	HEALTH INSURANCE - VI-A	8,826.48	0.00	14,064.00
267-515270	WORKER'S COMPENSATION	243.56	180.00	440.00
267-515280	SICK LEAVE BENEFIT	0.00	0.00	0.00
267-515290	RETIREMENT BENEFIT	4,456.26	3,592.00	6,024.00
267-515300	HIGH SCHOOL PURCHASED SVCS	15,543.20	30,000.00	3,350.00
267-515380	TRAVEL - VI-A	0.00	0.00	0.00
267-515410	SUPPLIES	7,263.29	26,999.00	0.00
267-920800	INDIRECT COST - TITLE VI	1,587.80	1,900.00	2,100.00
	TOTAL TITLE VI-A EXPENDITURES	94,939.26	95,000.00	105,000.00
267-515101	SALARIES - DIRECTOR - NYCP	11,250.00	36,500.00	15,000.00
267-515111	SALARIES - CERTIFIED - NYCP	87,198.50	110,259.00	119,743.00
267-515116	SALARIES - N/C - NYCP	112,192.46	128,275.00	124,256.00
267-515201	FRINGE - NYCP	5,022.00	6,696.00	6,696.00
267-515211	LIFE INS - NYCP	348.32	672.00	672.00
267-515221	FICA - ER - NYCP	16,469.95	21,552.00	20,326.00
267-515231	HEALTH INS - NYCP	17,488.60	47,076.00	56,256.00
267-515271	WORKERS COMP - NYCP	742.45	1,690.00	1,594.00
267-515281	UUSL - NYCP	0.00	0.00	0.00
267-515291	PERSI - NYCP	23,783.47	35,473.00	33,699.00
267-515311	CONTRACTURAL PURCHASED SERVICES - NYCP	650.00	0.00	0.00
267-515321	OTHER PURCHASED SERVICES - NYCP	12,303.23	10,384.00	20,000.00
267-515381	TRAVEL - NYCP	3,717.98	0.00	0.00
267-515421	EQUIPMENT - NYCP	0.00	0.00	0.00
267-515411	SUPPLIES - NYCP	4,233.11	1,500.00	1,835.00
267-920801	INDIRECT COSTS - NYCP	4,951.00	8,768.00	8,768.00
	TOTAL NYCP EXPENDITURES	300,351.07	408,845.00	408,845.00
267-515102	SALARIES - DIRECTOR - ACE	0.00	0.00	0.00
267-515112	SALARIES - CERTIFIED - ACE	0.00	0.00	0.00
267-515117	SALARIES - N/C - ACE	0.00	0.00	0.00
267-515202	FRINGE - ACE	0.00	0.00	0.00
267-515212	LIFE INS - ACE	0.00	0.00	0.00
267-515222	FICA - ER - ACE	0.00	0.00	0.00
267-515232	HEALTH INS - ACE	0.00	0.00	0.00
267-515272	WORKERS COMP - ACE	0.00	0.00	0.00
267-515282	UUSL - ACE	0.00	0.00	0.00
267-515292	PERSI - ACE	0.00	0.00	0.00
267-515312	PURCHASED SERVICES - ACE	21,500.00	0.00	0.00
267-515382	TRAVEL - ACE	0.00	0.00	0.00
267-515412	SUPPLIES - ACE	855.88	0.00	0.00
267-920802	INDIRECT COSTS - ACE	181.91	0.00	0.00
	TOTAL ACE EXPENDITURES	22,537.79	0.00	0.00
	TOTAL EXPENDITURES	417,828.12	503,845.00	513,845.00

ACCOUNT	DESCRIPTION	YTD Activity	Curr Budget	Prop Budget
J O M F U N D				
269-320000	J.O.M. BEGINNING BALANCE	0.00	0.00	0.00
269-415000	INVESTMENT EARNINGS	224.63CR	0.00	0.00
269-445900	FEDERAL ASSISTANCE	60,439.50CR	20,000.00CR	20,000.00CR
	TOTAL REVENUE	60,664.13CR	20,000.00CR	20,000.00CR
:=====				
269-512310	CULTURAL ENRICHMENT	0.00	0.00	0.00
269-512410	CULTURAL SUPPLIES/MATERIALS	184.48	0.00	0.00
269-515110	CERTIFIED SALARIES	4,287.50	12,000.00	12,000.00
269-515111	JOM COORDINATOR	0.00	0.00	0.00
269-515115	CLASSIFIED SALARIES	0.00	0.00	0.00
269-515210	LIFE INS BENEFIT	5.09	0.00	0.00
269-515220	EMPLOYER FICA	322.86	918.00	918.00
269-515230	HEALTH INSURANCE - JOM	623.97	0.00	0.00
269-515270	WORKERS COMP	19.72	71.00	71.00
269-515280	UNUSED SICK LEAVE BENEFIT	0.00	0.00	0.00
269-515290	PERSI	577.96	1,618.00	1,618.00
269-515300	PURCHASE SERVICES	1,727.85	4,393.00	4,393.00
269-515310	CULTURAL ENRICHMENT SERVICES	614.00	0.00	0.00
269-515410	JOM CULTURAL SUPPLIES	373.30	1,000.00	1,000.00
	TOTAL EXPENDITURES	8,736.73	20,000.00	20,000.00
:=====				
T I T L E I I A I M P V T E A C H Q U A L I T Y				
271-320000	ESTIMATED BEGINNING BALANCE	0.00	0.00	0.00
271-445900	FEDERAL TITLE II-A REVENUE	22,783.68CR	34,235.00CR	19,673.00CR
	TOTAL REVENUE	22,783.68CR	34,235.00CR	19,673.00CR
:=====				
271-621110	STAFF DEVELOPMENT SALARIES	7,771.67	16,000.00	8,000.00
271-621200	BENEFITS - TITLE II-A	3,164.99	3,477.00	1,738.00
271-621310	STAFF DEVELOPMENT	7,010.40	7,500.00	2,500.00
271-621380	TITLE II STAFF TRAVEL	4,957.86	4,200.00	4,200.00
271-621410	STAFF DEVELOPMENT SUPPLIES	200.00	3,058.00	3,235.00
	TOTAL EXPENDITURES	23,104.92	34,235.00	19,673.00
:=====				
21st CENTURY COMMUNITY LEARNING CENTER				
273-445900	21ST CENTURY FEDERAL REVENUE	77,520.04CR	125,096.00CR	125,096.00CR
	TOTAL REVENUE	77,520.04CR	125,096.00CR	125,096.00CR
:=====				
273-512100	SALARIES - DIRECTOR - 21ST CLCC	36,000.00	48,000.00	48,000.00
273-512110	SALARIES - CERTIFIED - 21ST CLCC	20,225.46	25,000.00	25,000.00
273-512115	SALARIES - N/C - 21ST CLCC	21,251.77	25,000.00	25,000.00
273-512200	FRINGE - 21ST CLCC	0.00	0.00	0.00
273-512210	LIFE - 21ST CLCC	72.58	0.00	0.00
273-512220	FICA - 21ST CLCC	5,870.46	7,497.00	7,497.00
273-512230	HEALTH INS - 21ST CLCC	5,708.26	0.00	0.00
273-512270	WORKERS COMP - 21ST CLCC	356.37	588.00	588.00
273-512280	UUSL - 21ST CLCC	0.00	0.00	0.00
273-512290	PERSI - 21ST CLCC	7,627.14	12,830.00	12,830.00
273-512300	PURCHASED SERVICES - 21ST CLCC	0.00	1,500.00	1,500.00
273-512400	SUPPLIES - 21ST CLCC	1,242.70	4,681.00	4,681.00
273-920800	TRANSFER TO OTHER FUNDS	0.00	0.00	0.00
	TOTAL EXPENDITURES	98,354.74	125,096.00	125,096.00
:=====				

ACCOUNT	DESCRIPTION	YTD Activity	Curr Budget	Prop Budget
GEAR - UP GRANT				
278-320000	GEAR-UP BEGINNING BALANCE	0.00	0.00	0.00
278-419900	OTHER LOCAL REVENUE	0.00	0.00	0.00
278-431900	GEAR UP - OTHER STATE REVENUE	0.00	0.00	0.00
278-445900	GEAR-UP GRANT REVENUE	17,014.20CR	28,886.00CR	28,886.00CR
	TOTAL REVENUE	17,014.20CR	28,886.00CR	28,886.00CR
278-515110	GEAR UP CERT. SALARIES	0.00	0.00	0.00
278-515115	GEAR UP SALARIES	12,578.94	16,826.00	16,178.00
278-515200	FRINGE BENEFIT	0.00	0.00	0.00
278-515210	LIFE INSURANCE BENEFIT	30.79	41.00	41.00
278-515220	EMPLOYER FICA	962.31	1,287.00	1,238.00
278-515230	HEALTH INSURANCE - GEAR UP	3,772.53	5,044.00	6,027.00
278-515270	WORKER'S COMPENSATION	57.87	101.00	97.00
278-515280	SICK LEAVE BENEFIT	0.00	0.00	0.00
278-515290	PERSI BENEFIT	1,504.44	2,012.00	1,935.00
278-515380	STUDENT TRAVEL	0.00	2,556.00	2,556.00
278-515410	GEAR UP SUPPLIES	0.00	1,019.00	814.00
278-621310	STAFF CONFERENCE/TRAINING	0.00	0.00	0.00
278-621380	STAFF TRAVEL	659.60	0.00	0.00
278-920800	TRANSFER TO OTHER FUNDS	0.00	0.00	0.00
	TOTAL EXPENDITURES	19,566.48	28,886.00	28,886.00
COPS GRANT				
288-445900	COPS FAST GRANT REVENUE	22,220.36CR	0.00	0.00
	TOTAL REVENUE	22,220.36CR	0.00	0.00
288-623300	PURCHASED SERVICES	15,480.02	0.00	0.00
288-623400	SUPPLIES	6,740.34	0.00	0.00
	TOTAL EXPENDITURES	22,220.36	0.00	0.00

ACCOUNT	DESCRIPTION	YTD Activity	Curr Budget	Prop Budget
<b>CHILD NUTRITION</b>				
290-320000	EST. BEG. BAL.--SCHOOL LUNCH	0.00	0.00	0.00
290-415000	EARNINGS ON INVESTMENTS	0.00	3,000.00CR	0.00
290-416100	SCHOOL FOOD SERVICE	0.00	0.00	0.00
290-416200	LUNCH SALES--ALA CARTE	8,025.22CR	10,000.00CR	10,000.00CR
290-419900	OTHER REVENUE	0.00	0.00	0.00
290-445500	NSLP - LUNCH REVENUE	252,060.53CR	300,000.00CR	300,000.00CR
290-445501	FEDERAL SUPPORT--COMMODITIES	0.00	13,000.00CR	13,000.00CR
290-445502	NSLP - SUMMER LUNCH REVENUE	43,742.20CR	35,000.00CR	45,000.00CR
290-445503	NSLP - BREAKFAST REVENUE	97,467.68CR	125,000.00CR	110,000.00CR
290-445504	NSLP - SNACK REVENUE	7,973.56CR	20,000.00CR	9,000.00CR
290-445505	FRESH FRUIT VEGETABLE GRANT INCOME	13,241.16CR	22,000.00CR	15,000.00CR
290-460000	INTERFUND TRANSFER	0.00	35,301.00CR	44,858.00CR
	<b>TOTAL REVENUE</b>	<b>422,510.35CR</b>	<b>563,301.00CR</b>	<b>546,858.00CR</b>
<b>BOND INT./REDEMP. FUND</b>				
310-320000	BIRF BEGINNING BALANCE	0.00	0.00	0.00
310-412510	BIRF LEVY TAXES-NEZPERCE COUNTY	1,079.89CR	0.00	0.00
310-415000	INVESTMENT EARNINGS	0.00	0.00	0.00
310-419900	REVENUE-SAVINGS FROM BOND REFI	0.00	0.00	0.00
310-438000	REVENUE IN LIEU OF PROPERTY TAX	0.00	0.00	0.00
310-439000	STATE BOND GUARANTY REV.	0.00	0.00	0.00
	<b>TOTAL REVENUE</b>	<b>1,079.89CR</b>	<b>0.00</b>	<b>0.00</b>
<b>BUS DEPRECIATION</b>				
421-320000	BEGINNING BALANCE	0.00	138,372.00CR	0.00
421-431200	TRANSPORTATION DEPRECIATION REV	0.00	0.00	0.00
421-460000	TRANSFER FROM GENERAL FUND	26,927.00CR	26,927.00CR	26,927.00CR
	<b>TOTAL REVENUE</b>	<b>26,927.00CR</b>	<b>165,299.00CR</b>	<b>26,927.00CR</b>
421-681500	BUS PURCHASE	0.00	165,299.00	26,927.00
	<b>TOTAL EXPENDITURES</b>	<b>0.00</b>	<b>165,299.00</b>	<b>26,927.00</b>

ACCOUNT	DESCRIPTION	YTD Activity	Curr Budget	Prop Budget
<b>SCHOOL DISTRICT FACILITIES FUND</b>				
435-320000	BEGINNING BALANCE	0.00	95,500.00CR	200,000.00CR
435-415000	INTEREST REVENUE	14,013.05CR	5,000.00CR	15,000.00CR
435-431900	STATE SDFF REVENUE	401,383.00CR	250,000.00CR	300,000.00CR
H00-000001	TOTAL REVENUE	415,396.05CR	350,500.00CR	515,000.00CR
<b>SCHOOL MODERNIZATION FACILITIES FUND</b>				
435-664100	SDFF - MAINTENANCE SALARIES	0.00	0.00	138,382.00
435-664200	SDFF - MAINTENANCE BENEFITS	0.00	0.00	59,826.00
435-664310	SDFF - PURCHASED SERVICES	0.00	80,000.00	100,000.00
435-664311	PURCHASED SERVICES - ELEMENTARY	0.00	0.00	0.00
435-664312	PURCHASED SERVICES - SECONDARY	0.00	0.00	0.00
435-664410	SDFF - SUPPLIES/MATERIALS	3,886.63	270,500.00	216,792.00
435-664411	SUPPLIES/MATERIALS - ELEMENTARY	0.00	0.00	0.00
435-664412	SUPPLIES/MATERIALS - SECONDARY	0.00	0.00	0.00
435-664550	SDFF - CAPITAL OUTLAY	15,848.00	0.00	0.00
435-665550	GROUNDS - CAPITAL OUTLAY	31,634.16	0.00	0.00
H00-000002	TOTAL EXPENDITURES	51,368.79	350,500.00	515,000.00
<b>SCHOOL MODERNIZATION FACILITIES FUND</b>				
436-320000	BEGINNING BALANCE - SMFF	0.00	2,050,000.00CR	2,060,000.00CR
436-415000	INTEREST REVENUE	82,437.73CR	25,000.00CR	25,000.00CR
436-431900	SCHOOL MODERNIZATION FACILITIES REVENUE	551.88CR	0.00	0.00
	TOTAL REVENUE	82,989.61CR	2,075,000.00CR	2,085,000.00CR
436-664310	SMFF - PURCHASED SERVICES	0.00	500,000.00	500,000.00
436-664410	SMFF - SUPPLIES/MATERIALS	0.00	1,575,000.00	1,585,000.00
	TOTAL EXPENDITURES	0.00	2,075,000.00	2,085,000.00
<b>STUDENT ACTIVITY FUND</b>				
238-320000	BEGINNING BALANCE - BUDGET	0.00	85,000.00CR	85,000.00CR
238-417900	OTHER STUDENT REVENUES	0.00	120,000.00CR	250,000.00CR
	TOTAL REVENUE	0.00	205,000.00CR	335,000.00CR
238-740300	STUDENT ACTIVITY EXPENDITURES	0.00	205,000.00	335,000.00
	TOTAL EXPENDITURES	0.00	205,000.00	335,000.00
<b>SCHOLARSHIP FUND</b>				
700-320000	BEGINNING BALANCE - BUDGET	0.00	18,000.00CR	9,500.00CR
700-419900	OTHER LOCAL REVENUE - SCHOLARSHIP FUND	2,139.00CR	7,000.00CR	3,000.00CR
700-415000	INTEREST EARNINGS	352.22CR	0.00	0.00
	TOTAL REVENUE	2,491.22CR	25,000.00CR	12,500.00CR
700-740300	SCHOLARSHIPS AWARDED	2,044.82	25,000.00	12,500.00
	TOTAL EXPENDITURES	2,044.82	25,000.00	12,500.00

LAPWAI SCHOOL DISTRICT #341  
School Board Minutes  
Regular Meeting  
May 18, 2026

The Board of Trustees of School District #341 met in regular session in the Board Room of the District Office. Trustee Garcia presided over the meeting, calling the meeting to order at 5:00pm. The board then led those in attendance in the Pledge of Allegiance. Roll Call was made, present were Trustees Kipp, Parrish, Jefferson, Spaulding, and Garcia. Also attending was Superintendent Aiken and Clerk Weeks. Teri Wagner and several others were in the audience.

Trustee Spaulding moved and Trustee Kipp seconded that the consent agenda be approved as presented. The consent agenda included meeting minutes, payment of bills as presented, budget report, balance sheet, and ASB accounts. A vote was taken and the motion passed.

The students with top honors were presented to the board.

- Co-Valedictorian – Taya Yearout. She plans to work for a while.
- Co-Valedictorian – Jasmine Quitana, She is going to the U of I and study medical sciences
- Salutatorian – Jeneieve Wilson. She plans to work in corrections.

Elementary Principal Wagner celebrated the after school program that serves from 60-100 students. Attendance has stayed at 94%.

Superintendent Aiken touched on a few items from his report.

- The annual pow wow honoring two retirees, a thank you to Middle/High Principal D’Lisa Penney, and celebrating student successes.
- The district was awarded a 21<sup>st</sup> Century Community Learning Center grant for the Middle/High School. It will be good for five years,

The upcoming refinishing of the Elementary Gym was discussed. The floor will be taken down to the wood will be repainted. The Wildcat painting will be lost as well. Pictures will be taken for history.

The following Action Items was presented to the Board.

- The Second Reading of Policy 901.8 – Personal Conduct. Some edits were incorporated. Discussion was held about several of the items.
- Approve the Co-Valedictorian Taya Yearout and Co-Valedictorian Jasmine Quitana as well as Salutatorian Jeneieve Wilson.

Trustee Spaulding moved and Trustee Kipp seconded to approve the listed action items. A vote was taken and the motion passed.

Trustee Spaulding moved and Trustee Jefferson seconded to enter into Executive Session under Idaho Code Section 74-206(2)(a) to consider the hiring of a public employee. A roll call vote was taken will all five members present voting aye at 5:56pm. The general tenor of the executive session was personnel. The board left Executive Session at 6:43pm.

The following personnel action item was presented to the board.

New Hire – Custodian – Christopher Price

Trustee Spaulding moved and Trustee Parrish seconded to accept the personnel action items as presented. A vote was taken and the motion passed.

Under Board Training, Superintendent Aiken reviewed the topics covered at the State Department of Education’s Post-Legislative Tour.

Trustee Spaulding moved and Trustee Kipp seconded to adjourn. A vote was taken and the motion passed.

Board Chair Garcia declared the meeting adjourned at 6:52pm.

---

Board Chair

---

Clerk

---

Date

LAPWAI SCHOOL DISTRICT #341  
School Board Minutes  
Special Meeting  
June 2, 2026

The Board of Trustees of School District #341 met in special session in the Conference Room of the District Office. Trustee Garcia presided and called the meeting to order at 4:48pm. Present were Trustees Garcia, Jefferson, Parrish, and Kipp via telephone. Trustee Spaulding was absent. Also attending were Superintendent Aiken, D’Lisa Penney, and Clerk Weeks.

Student A and their guardians were present.

Trustee Parrish moved and Trustee Jefferson seconded to enter into executive session as provided under Idaho Code Section 74-206 (1) (b). A roll call vote was taken with all four board members present voting aye at 4:49 pm. Trustee Kipp then left the meeting. The general tenor of the executive session was discussion of student issues.

After hearing all parties, Trustee Garcia then read the following statement. It is the decision of the Board of Trustees that Student A be denied attendance at Lapwai Schools for 365 days as provided under Idaho Code 33-205 Denial of School Attendance. If certain expectations are met, Student A could request to come before the board for consideration to be re-admitted at an earlier date for the next school year.

Trustee Parrish moved and Trustee Jefferson seconded to accept the decision of the board as stated. A roll call vote was taken and the motion passed with all members present voting aye.

The board left executive session at 5:35 pm.

Trustee Garcia declared the meeting adjourned at 5:34 pm.

---

Clerk

---

Board Chair

ACCT #	ACCT NAME	BUDGETED	MTD ACTIVITY	YTD ACTIVITY	BALANCE	MTD%	YTD%
GENERAL FUND							
REVENUE							
100-411400	DISTRICT TORT REVENUE	46,000.00CR	0.00	34,101.33CR	11,898.67CR	0%	74%
100-411900	OTHER TAXES	0.00	0.00	62.32CR	62.32	0%	0%
100-413000	PENALTY & INT--DELINQUENT TAXES	3,000.00CR	0.00	667.52CR	2,332.48CR	0%	22%
100-415000	EARNINGS ON INVESTMENTS	100,000.00CR	5,040.60CR	81,151.81CR	18,848.19CR	5%	81%
100-419900	OTHER LOCAL REVENUE	100,000.00CR	0.00	117,748.27CR	17,748.27	0%	118%
100-419901	DRIVERS ED.--STUDENT FEES	2,500.00CR	125.00CR	2,820.00CR	320.00	5%	113%
100-419903	GRANTS	49,818.00CR	0.00	41,327.22CR	8,490.78CR	0%	83%
TOTAL LOCAL REVENUE		301,318.00CR	5,165.60CR	277,878.47CR	23,439.53CR	2%	92%
100-431100	BASE SUPPORT - DISCRETIONARY	642,429.00CR	0.00	611,948.65CR	30,480.35CR	0%	95%
100-431101	BASE SUPPORT - HEALTH INSURANCE	599,430.00CR	0.00	571,016.48CR	28,413.52CR	0%	95%
100-431102	SBA - ADMINISTRATION	239,765.00CR	0.00	229,492.76CR	10,272.24CR	0%	96%
100-431103	SBA - INSTRUCTIONAL & PUPIL SERVICES	1,904,244.00CR	0.00	1,819,413.46CR	84,830.54CR	0%	96%
100-431104	SBA - NON-CERTIFIED	430,708.00CR	0.00	410,273.08CR	20,434.92CR	0%	95%
100-431200	TRANSPORTATION SUPPORT REVENUE	212,000.00CR	0.00	205,905.04CR	6,094.96CR	0%	97%
100-431400	EXCEPTIONAL CHILD SUPPORT	20,000.00CR	0.00	29,298.16CR	9,298.16	0%	146%
100-431800	BENEFIT APPORTIONMENT	537,491.00CR	0.00	513,597.90CR	23,893.10CR	0%	96%
100-431900	OTHER STATE SUPPORT	174,100.00CR	4,056.00CR	315,034.79CR	140,934.79	2%	181%
100-431902	STATE MATH/SCI REQUIREMENT	5,500.00CR	5,577.00CR	5,577.00CR	77.00	101%	101%
100-431904	REMEDATION	13,000.00CR	0.00	9,998.00CR	3,002.00CR	0%	77%
100-431930	STATE TECHNOLOGY SUPPORT	77,225.00CR	0.00	0.00	77,225.00CR	0%	0%
100-432100	DRIVER EDUCATION REVENUE	3,125.00CR	0.00	0.00	3,125.00CR	0%	0%
100-437000	LOTTERY/ADD'L STATE MAINTENANCE	0.00	0.00	0.00	0.00	0%	0%
100-438000	REVENUE IN LIEU OF TAXES	2,606.00CR	0.00	1,673.63CR	932.37CR	0%	64%
100-438001	REV. IN LIEU-AG. EQUIP.	2,160.00CR	0.00	2,160.00CR	0.00	0%	100%
TOTAL STATE REVENUE		4,863,783.00CR	9,633.00CR	4,725,388.95CR	138,394.05CR	0%	97%
100-442000	UNRESTRICTED FEDERAL REVENUE	100.00CR	0.00	147.95CR	47.95	0%	148%
100-448200	IMPACT AID P.L. 81-874	2,900,000.00CR	0.00	2,951,164.00CR	51,164.00	0%	102%
TOTAL FEDERAL REVENUE		2,900,100.00CR	0.00	2,951,311.95CR	51,211.95	0%	102%
100-320000	BEGINNING BALANCE - BUDGET	700,000.00CR	0.00	0.00	700,000.00CR	0%	0%
100-453000	SALE OF PROPERTY	0.00	0.00	0.00	0.00	0%	0%
100-460000	TRANSFERS FROM OTHER FUNDS	10,850.00CR	0.00	6,720.71CR	4,129.29CR	0%	62%
TOTAL OTHER REVENUE		710,850.00CR	0.00	6,720.71CR	704,129.29CR	0%	1%
TOTAL REVENUE		8,776,051.00CR	14,798.60CR	7,961,300.08CR	814,750.92CR	0%	91%

ACCT #	ACCT NAME	BUDGETED	MTD ACTIVITY	YTD ACTIVITY	BALANCE	MTD%	YTD%
ELEMENTARY SCHOOL PROGRAM							
100-512110	ELEMENTARY TEACHER SALARIES	1,206,477.00	0.00	933,240.90	273,236.10	0%	77%
100-512115	ELEMENTARY NON-CERTIFIED SALARIES	449,153.00	0.00	249,872.43	199,280.57	0%	56%
100-512160	ELEMENTARY TEACHER SUBSTITUTES	17,500.00	0.00	8,872.50	8,627.50	0%	51%
100-512200	ELEMENTARY FRINGE BENEFITS	66,563.00	0.00	55,575.72	10,987.28	0%	83%
100-512210	ELEMENT. LIFE/EMP. ASSIST.	1,824.00	0.00	1,722.98	101.02	0%	94%
100-512220	EMPLOYER FICA	133,087.00	0.00	93,892.00	39,195.00	0%	71%
100-512230	HEALTH INSURANCE - ELEM	94,152.00	0.00	120,394.18	( 26,242.18)	0%	128%
100-512270	WORKER'S COMPENSATION	10,438.00	0.00	6,348.78	4,089.22	0%	61%
100-512280	SICK LEAVE RETIRE.	0.00	0.00	0.00	0.00	0%	0%
100-512290	RETIREMENT BENEFIT	225,324.00	0.00	163,364.31	61,959.69	0%	73%
100-512320	MUSIC EQUIPMENT REPAIR	0.00	0.00	0.00	0.00	0%	0%
100-512313	GRANT FUNDED PURCHASED SERVICES	0.00	0.00	0.00	0.00	0%	0%
100-512321	ELEMENTARY PURCHASED SERVICES	1,000.00	0.00	996.50	3.50	0%	100%
100-512322	COPIER RENTAL	6,500.00	230.87	5,424.26	1,075.74	4%	83%
100-512380	ELEMENTARY TRAVEL	0.00	0.00	0.00	0.00	0%	0%
100-512410	ELEMENT. FIXED MATERIALS	17,500.00	75.95	10,961.36	6,538.64	0%	63%
100-512411	TEACHER SUPPLIES	3,800.00	571.39	1,110.66	2,689.34	15%	29%
100-512412	MUSIC SUPPLIES	1,000.00	0.00	291.85	708.15	0%	29%
100-512413	GRANT FUNDED SUPPLIES	0.00	960.04	16,602.24	( 16,602.24)	0%	0%
100-512415	MATERIALS --ART	2,500.00	200.00	1,756.07	743.93	8%	70%
100-512440	ELEMENTARY TEXTBOOKS	25,000.00	0.00	61,596.11	( 36,596.11)	0%	246%
TOTAL ELEMENTARY PROGRAM		2,261,818.00	2,038.25	1,732,022.85	529,795.15	0%	77%
SECONDARY SCHOOL PROGRAM							
100-515110	HS CERTIFIED SALARIES	931,217.00	0.00	718,992.16	212,224.84	0%	77%
100-515113	DRIVER EDUCATION SALARIES	5,000.00	0.00	0.00	5,000.00	0%	0%
100-515115	HS CLASSIFIED SALARIES	283,521.00	0.00	111,475.65	172,045.35	0%	39%
100-515160	HS SUBSTITUTE SALARIES	35,000.00	0.00	48,215.00	( 13,215.00)	0%	138%
100-515200	HS FRINGE BENEFITS	35,395.00	0.00	15,995.97	19,399.03	0%	45%
100-515210	HS LIFE INSURANCE BENEFIT	1,676.00	0.00	1,157.89	518.11	0%	69%
100-515220	HS EMPLOYER FICA	98,695.00	0.00	67,670.04	31,024.96	0%	69%
100-515230	HEALTH INSURANCE - HS	152,997.00	0.00	99,032.77	53,964.23	0%	65%
100-515270	HS WORKER'S COMPENSATION	7,741.00	0.00	4,114.91	3,626.09	0%	53%
100-515280	HS SICK LEAVE BENEFIT	0.00	0.00	0.00	0.00	0%	0%
100-515290	HS PERSI BENEFIT	164,882.00	0.00	112,967.19	51,914.81	0%	69%
100-515313	GRANT FUNDED PURCHASED SERVICES	0.00	0.00	0.00	0.00	0%	0%
100-515321	COPIER RENTAL	5,500.00	222.11	5,301.10	198.90	4%	96%
100-515322	HS PURCHASE SERVICES	4,500.00	52.00	4,207.63	292.37	1%	94%
100-515380	HS TRAVEL	0.00	0.00	4,789.20	( 4,789.20)	0%	0%
100-515410	H.S. FIXED MATERIALS	12,500.00	286.91	9,543.65	2,956.35	2%	76%
100-515411	TEACHER SUPPLIES	2,800.00	319.79	1,835.77	964.23	11%	66%
100-515412	DRIVERS ED. MATERIALS	300.00	0.00	483.55	( 183.55)	0%	161%
100-515413	GRANT FUNDED SUPPLIES	0.00	4,970.60	14,696.15	( 14,696.15)	0%	0%
100-515417	MATERIALS -- ART	3,000.00	0.00	3,706.56	( 706.56)	0%	124%
100-515421	MATERIALS -- MUSIC	6,000.00	0.00	15,357.11	( 9,357.11)	0%	256%
100-515441	H.S. TEXTBOOKS	20,000.00	0.00	28,660.09	( 8,660.09)	0%	143%
100-515116	SABG GRANT SALARIES	0.00	0.00	17,564.25	( 17,564.25)	0%	0%
100-515216	SABG BENEFITS	0.00	0.00	3,551.37	( 3,551.37)	0%	0%
100-515316	SABG PURCHASED SERVICES	0.00	645.31	9,243.72	( 9,243.72)	0%	0%
100-515416	SABG SUPPLIES	0.00	919.91	7,537.27	( 7,537.27)	0%	0%
TOTAL SECONDARY PROGRAM		1,770,724.00	7,416.63	1,306,099.00	464,625.00	0%	74%
SPECIAL EDUCATION PROGRAM							
100-521110	RESOURCE ROOM TEACHER SALARIES	306,470.00	0.00	238,043.72	68,426.28	0%	78%
100-521115	RESOURCE ROOM AIDES' SALARIES	70,856.00	0.00	53,933.47	16,922.53	0%	76%
100-521160	EXCEPT. CHILD CERT. SUBSTITUTES	5,000.00	0.00	0.00	5,000.00	0%	0%
100-521200	RESOURCE ROOM FRINGE BENEFITS	13,350.00	0.00	10,011.69	3,338.31	0%	75%
100-521210	EXCEPT. LIFE/EMP. ASSIST.	480.00	0.00	416.31	63.69	0%	87%
100-521220	EMPLOYER FICA	30,269.00	0.00	23,036.71	7,232.29	0%	76%
100-521230	HEALTH INSURANCE - EXCEPT CHILD	35,307.00	0.00	34,082.23	1,224.77	0%	97%
100-521270	WORKER'S COMPENSATION	2,374.00	0.00	1,389.13	984.87	0%	59%
100-521280	SICK LEAVE RETIRE.	0.00	0.00	0.00	0.00	0%	0%
100-521290	RETIREMENT BENEFIT	51,586.00	0.00	39,821.98	11,764.02	0%	77%
100-521300	TUITION TO N.I.C.H.	40,000.00	8,815.00	75,747.50	( 35,747.50)	22%	189%
100-521310	SPED PURCHASED SERVICES	1,000.00	0.00	0.00	1,000.00	0%	0%
100-521380	TRAVEL - PURCHASED SVCS	0.00	0.00	0.00	0.00	0%	0%
100-521410	SPED SUPPLIES	6,000.00	0.00	6,419.81	( 419.81)	0%	107%
100-521411	SPED TEACHER SUPPLIES	1,000.00	0.00	564.26	435.74	0%	56%
100-521440	SPED TEXTBOOKS	5,000.00	0.00	5,439.00	( 439.00)	0%	109%
TOTAL SPECIAL EDUCATION PROGRAM		568,692.00	8,815.00	488,905.81	79,786.19	2%	86%

ACCT #	ACCT NAME	BUDGETED	MTD ACTIVITY	YTD ACTIVITY	BALANCE	MTD%	YTD%
SPECIAL EDUCATION PRESCHOOL PROGRAM							
100-522110	EXCEPTIONAL PRESCHOOL SALARIES	83,832.00	0.00	77,315.95	6,516.05	0%	92%
100-522160	EXCEPTIONAL PRESCHOOL SUBSTITUTES	2,000.00	0.00	0.00	2,000.00	0%	0%
100-522200	PRESCHOOL FRINGE BENEFITS	0.00	0.00	0.00	0.00	0%	0%
100-522210	PRESCHOOL LIFE/EMP. ASSIST.	192.00	0.00	140.92	51.08	0%	73%
100-522220	EMPLOYER FICA	6,566.00	0.00	5,914.66	651.34	0%	90%
100-522230	HEALTH INSURANCE - PRESCHOOL	23,538.00	0.00	17,274.78	6,263.22	0%	73%
100-522270	WORKER'S COMPENSATION	515.00	0.00	355.70	159.30	0%	69%
100-522280	SICK LEAVE RETIRE.	0.00	0.00	0.00	0.00	0%	0%
100-522290	RETIREMENT BENEFIT	10,668.00	0.00	9,934.69	733.31	0%	93%
100-522410	CLASSROOM SUPPLIES	350.00	0.00	347.99	2.01	0%	99%
100-522411	TEACHER SUPPLIES	200.00	0.00	0.00	200.00	0%	0%
	TOTAL PRESCHOOL PROGRAM	127,861.00	0.00	111,284.69	16,576.31	0%	87%
SCHOOL ACTIVITY PROGRAM							
100-532100	SCHOOL ACTIVITY SALARIES	141,174.00	0.00	149,117.49	( 7,943.49)	0%	106%
100-532200	SCHOOL ACTIVITIES FRINGE BENEFITS	0.00	0.00	0.00	0.00	0%	0%
100-532210	EMPLOYEE LIFE INS	0.00	0.00	74.13	( 74.13)	0%	0%
100-532220	EMPLOYER FICA	10,800.00	0.00	11,350.78	( 550.78)	0%	105%
100-532230	HEALTH INSURANCE - SCHOOL ACTIVITIES	0.00	0.00	5,656.06	( 5,656.06)	0%	0%
100-532270	WORKER'S COMPENSATION	847.00	0.00	652.46	194.54	0%	77%
100-532280	SICK LEAVE RETIRE.	0.00	0.00	0.00	0.00	0%	0%
100-532290	RETIREMENT BENEFIT	9,449.00	0.00	6,074.79	3,374.21	0%	64%
100-532310	SCHOOL ACT. DUES/SERVICES	5,000.00	0.00	462.00	4,538.00	0%	9%
100-532380	SCHOOL ACTIVITIES TRAVEL	15,000.00	0.00	11,820.55	3,179.45	0%	79%
100-532410	ACTIVITY SUPPLIES	20,000.00	150.00	7,300.94	12,699.06	1%	37%
100-532550	ATHLETIC EQUIPMENT	0.00	0.00	0.00	0.00	0%	0%
	TOTAL SCHOOL ACTIVITY PROGRAM	202,270.00	150.00	192,509.20	9,760.80	0%	95%
ATTENDANCE, GUIDANCE, & HEALTH PROGRAM							
100-611110	COUNSELING SALARIES - ELEMENTARY	73,605.00	0.00	56,753.25	16,851.75	0%	77%
100-611111	GUIDANCE SALARIES - SECONDARY	92,465.00	0.00	71,548.47	20,916.53	0%	77%
100-611200	GUIDANCE FRINGE BENEFITS	15,078.00	0.00	5,654.25	9,423.75	0%	38%
100-611210	GUIDANCE LIFE/EMP. ASSIST.	192.00	0.00	140.64	51.36	0%	73%
100-611220	EMPLOYER FICA	13,858.00	0.00	10,227.88	3,630.12	0%	74%
100-611230	HEALTH INSURANCE - GUIDANCE	0.00	0.00	8,579.03	( 8,579.03)	0%	0%
100-611270	WORKER'S COMPENSATION	1,087.00	0.00	616.19	470.81	0%	57%
100-611280	SICK LEAVE RETIRE.	0.00	0.00	0.00	0.00	0%	0%
100-611290	RETIREMENT BENEFIT	24,419.00	0.00	18,057.29	6,361.71	0%	74%
100-611310	HEALTH/GUIDANCE PURCHASE SERVICES	4,500.00	0.00	0.00	4,500.00	0%	0%
100-611380	GUIDANCE TRAVEL	0.00	0.00	0.00	0.00	0%	0%
100-611410	ATTEND./GUIDANCE/HEALTH-ELEMENT.	500.00	0.00	0.00	500.00	0%	0%
100-611411	TEACHER SUPPLY - GUIDANCE	200.00	0.00	0.00	200.00	0%	0%
	TOTAL GUIDANCE PROGRAM	225,904.00	0.00	171,577.00	54,327.00	0%	76%
SPECIAL EDUCATION SUPPORT SERVICES PROGRAM							
100-616110	ANCILLARY SALARIES - CDS & PSYCOL.	127,093.00	0.00	217,791.63	( 90,698.63)	0%	171%
100-616115	NON CERT ANCILLARY SALARY	63,454.00	0.00	285,868.99	( 222,414.99)	0%	451%
100-616200	ANCILLARY FRINGE BENEFITS	8,531.00	0.00	6,398.19	2,132.81	0%	75%
100-616210	EMPLOYEE LIFE INSUR	816.00	0.00	1,026.28	( 210.28)	0%	126%
100-616220	EMPLOYER FICA	15,229.00	0.00	38,898.43	( 23,669.43)	0%	255%
100-616230	HEALTH INSURANCE - ANCILLARY	70,614.00	0.00	86,249.64	( 15,635.64)	0%	122%
100-616270	WORKER'S COMPENSATION	1,194.00	0.00	2,346.28	( 1,152.28)	0%	197%
100-616280	SICK LEAVE RETIRE.	0.00	0.00	0.00	0.00	0%	0%
100-616290	RETIREMENT BENEFIT	25,871.00	0.00	60,317.23	( 34,446.23)	0%	233%
100-616300	CDS CONTRACT	105,000.00	2,088.00	166,630.19	( 61,630.19)	2%	159%
100-616410	ANCILLARY SUPPLIES	0.00	0.00	0.00	0.00	0%	0%
	TOTAL ANCILLARY	417,802.00	2,088.00	865,526.86	447,724.86CR	0%	207%

ACCT #	ACCT NAME	BUDGETED	MTD ACTIVITY	YTD ACTIVITY	BALANCE	MTD%	YTD%
INSTRUCTIONAL IMPROVEMENT PROGRAM							
100-621110	SALARIES - INSTRUCTIONAL IMPROVEME	0.00	0.00	8,449.60	( 8,449.60)	0%	0%
100-621115	SALARIES - N/C INSTR IMPROVE	0.00	0.00	0.00	0.00	0%	0%
100-621200	FRINGE	0.00	0.00	3,097.13	( 3,097.13)	0%	0%
100-621210	LIFE	0.00	0.00	1.27	( 1.27)	0%	0%
100-621220	FICA	0.00	0.00	44.75	( 44.75)	0%	0%
100-621230	HEALTH INSURANCE	0.00	0.00	153.98	( 153.98)	0%	0%
100-621270	WORKERS COMP	0.00	0.00	2.71	( 2.71)	0%	0%
100-621280	UUSL	0.00	0.00	0.00	0.00	0%	0%
100-621290	PERSI	0.00	0.00	70.30	( 70.30)	0%	0%
100-621310	INSTRUCT. IMPROVE. - CREDIT REIMB	8,375.00	0.00	16,267.38	( 7,892.38)	0%	194%
100-621311	INSTRUCTIONAL IMPROVEMENT PURCHASED SERVIC	20,000.00	0.00	4,363.58	15,636.42	0%	22%
100-621380	TRAVEL/TRNG.	0.00	0.00	3,653.48	( 3,653.48)	0%	0%
100-621410	MENTORING SUPPLIES	100.00	97.45	567.15	( 467.15)	97%	567%
TOTAL INSTRUCTION IMPROVEMENT		28,475.00	97.45	36,671.33	8,196.33CR	0%	129%
EDUCATIONAL MEDIA PROGRAM							
100-622110	LIBRARY SALARIES - ELEMEN & SECOND	0.00	0.00	0.00	0.00	0%	0%
100-622111	AUDIOVISUAL SALARIES - ELEM & SEC	0.00	0.00	0.00	0.00	0%	0%
100-622115	LIBRARY CLASSIFIED SALARIES	69,046.00	0.00	53,304.86	15,741.14	0%	77%
100-622160	LIBRARY SUBSTITUTES	1,000.00	0.00	0.00	1,000.00	0%	0%
100-622200	LIBRARY FRINGE BENEFITS	0.00	0.00	0.00	0.00	0%	0%
100-622210	LIB./TECH. LIFE/EMP. ASSIST.	192.00	0.00	141.46	50.54	0%	74%
100-622220	EMPLOYER FICA	5,359.00	0.00	4,077.82	1,281.18	0%	76%
100-622230	HEALTH INSURANCE - MEDIA	23,538.00	0.00	17,341.30	6,196.70	0%	74%
100-622270	WORKER'S COMPENSATION	420.00	0.00	245.22	174.78	0%	58%
100-622280	SICK LEAVE RETIRE.	0.00	0.00	0.00	0.00	0%	0%
100-622290	RETIREMENT BENEFIT	8,258.00	0.00	6,375.26	1,882.74	0%	77%
100-622323	VALNET COMMUNICATIONS	7,000.00	0.00	4,850.00	2,150.00	0%	69%
100-622410	LIBRARY MATERIALS--ELEMENTARY	5,000.00	287.87	3,464.16	1,535.84	6%	69%
100-622412	LIBRARY MATERIALS--SECONDARY	5,000.00	479.96	2,476.30	2,523.70	10%	50%
TOTAL EDUCATIONAL MEDIA PROGRAM		124,813.00	767.83	92,276.38	32,536.62	1%	74%
INSTRUCTIONAL RELATED TECHNOLOGY							
100-623115	TECHNOLOGY SALARY	81,618.00	0.00	62,507.19	19,110.81	0%	77%
100-623200	TECHNOLOGY FRINGE BENEFITS	0.00	0.00	0.00	0.00	0%	0%
100-623210	TECHNOLOGY LIFE BENEFIT	96.00	0.00	75.83	20.17	0%	79%
100-623220	TECHNOLOGY FICA BENEFIT	6,244.00	0.00	4,780.89	1,463.11	0%	77%
100-623230	HEALTH INSURANCE - TECHNOLOGY	11,769.00	0.00	9,294.46	2,474.54	0%	79%
100-623270	TECHNOLOGY WORKERS COMP.	490.00	0.00	287.49	202.51	0%	59%
100-623280	TECHNOLOGY SICK LEAVE BENEFIT	0.00	0.00	0.00	0.00	0%	0%
100-623290	TECHNOLOGY PERSI BENEFIT	9,448.00	0.00	7,528.26	1,919.74	0%	80%
100-623310	TECHNOLOGY PURCHASED SERVICES	20,000.00	0.00	0.00	20,000.00	0%	0%
100-623323	TECHNOLOGY INTERNET COMMUNICATIONS	40,000.00	0.00	3,333.00	36,667.00	0%	8%
100-623410	TECHNOLOGY SUPPLIES/MATERIALS	5,000.00	0.00	385.07	4,614.93	0%	8%
100-623411	TECHNOLOGY-ELEMENTARY	35,000.00	1,080.44	38,557.07	( 3,557.07)	3%	110%
100-623412	TECHNOLOGY SECONDARY	35,000.00	1,080.42	21,259.23	13,740.77	3%	61%
100-623413	TECHNOLOGY - EXCEPTIONAL CHILD	5,000.00	0.00	4,790.63	209.37	0%	96%
100-623550	TECHNOLOGY - CAPITAL OUTLAY	0.00	0.00	0.00	0.00	0%	0%
TOTAL INSTRUCTIONAL TECHNOLOGY		249,665.00	2,160.86	152,799.12	96,865.88	1%	61%
BOARD OF EDUCATION PROGRAM							
100-631115	CLERK-TREASURER SALARIES--BD OF ED	0.00	0.00	0.00	0.00	0%	0%
100-631200	BOARD FRINGE BENEFITS	0.00	0.00	0.00	0.00	0%	0%
100-631210	EMPLOYEE LIFE BENEFIT	0.00	0.00	0.00	0.00	0%	0%
100-631220	EMPLOYER FICA	0.00	0.00	0.00	0.00	0%	0%
100-631230	HEALTH INSURANCE - CLERK	0.00	0.00	0.00	0.00	0%	0%
100-631270	WORKER'S COMPENSATION	0.00	0.00	0.00	0.00	0%	0%
100-631280	SICK LEAVE RETIRE.	0.00	0.00	0.00	0.00	0%	0%
100-631290	RETIREMENT BENEFIT	0.00	0.00	0.00	0.00	0%	0%
100-631310	BOARD PURCH. SERVICE	45,000.00	6,251.10	70,608.95	( 25,608.95)	14%	157%
100-631410	SUPPLIES - SCHOOL BOARD	750.00	68.50	1,322.78	( 572.78)	9%	176%
TOTAL BOARD OF EDUCATION PROGRAM		45,750.00	6,319.60	71,931.73	26,181.73CR	14%	157%

ACCT #	ACCT NAME	BUDGETED	MTD ACTIVITY	YTD ACTIVITY	BALANCE	MTD%	YTD%
DISTRICT ADMINISTRATION PROGRAM							
100-632110	DISTRICT ADMINISTRATION SALARIES	144,133.00	0.00	134,764.63	9,368.37	0%	94%
100-632115	DISTRICT ADMIN. CLASSIFIED	0.00	0.00	0.00	0.00	0%	0%
100-632200	DISTRICT FRINGE BENEFITS	0.00	0.00	0.00	0.00	0%	0%
100-632210	DISTRICT LIFE/EMP. ASSIST.	240.00	0.00	220.00	20.00	0%	92%
100-632220	EMPLOYER FICA	11,026.00	0.00	10,281.94	744.06	0%	93%
100-632230	HEALTH INSURANCE - DISTRICT ADMIN	11,769.00	0.00	10,717.38	1,051.62	0%	91%
100-632270	WORKER'S COMPENSATION	865.00	0.00	619.96	245.04	0%	72%
100-632280	SICK LEAVE RETIRE.	0.00	0.00	0.00	0.00	0%	0%
100-632290	RETIREMENT BENEFIT	19,429.00	0.00	18,166.28	1,262.72	0%	94%
100-632310	BANK FEES / GRANT SVCS	25,000.00	0.00	0.00	25,000.00	0%	0%
100-632322	COPIER RENTAL	4,000.00	101.52	4,675.83	( 675.83)	3%	117%
100-632333	DISTRICT COMMUNICATIONS	10,000.00	98.50	2,932.33	7,067.67	1%	29%
100-632380	DISTRICT TRAVEL--GENERAL	15,000.00	0.00	8,562.49	6,437.51	0%	57%
100-632390	DISTRICT PURCHASED SERVICES	17,500.00	791.80	16,831.86	668.14	5%	96%
100-632410	DISTRICT SUPPLIES	3,000.00	1,005.42	4,276.99	( 1,276.99)	34%	143%
100-632412	DISTRICT SUBSCRIPTIONS	0.00	0.00	0.00	0.00	0%	0%
	TOTAL DISTRICT ADMINISTRATION	261,962.00	1,997.24	212,049.69	49,912.31	1%	81%
SCHOOL ADMINISTRATION PROGRAM							
100-641110	SCHOOL ADMIN SALARIES	217,418.00	0.00	163,234.44	54,183.56	0%	75%
100-641115	ADMINISTRATIVE NON-CERTIFIED	109,366.00	0.00	85,758.02	23,607.98	0%	78%
100-641200	SCHOOL ADMIN FRINGE BENEFITS	8,531.00	0.00	6,398.19	2,132.81	0%	75%
100-641210	SCHOOL ADMIN. LIFE/EMP. ASSIST.	727.00	0.00	501.14	225.86	0%	69%
100-641220	EMPLOYER FICA	25,652.00	0.00	19,445.36	6,206.64	0%	76%
100-641230	HEALTH INSURANCE - SCHOOL ADMIN	53,801.00	0.00	21,560.89	32,240.11	0%	40%
100-641270	WORKER'S COMPENSATION	2,012.00	0.00	1,174.76	837.24	0%	58%
100-641280	SICK LEAVE RETIRE.	0.00	0.00	0.00	0.00	0%	0%
100-641290	RETIREMENT BENEFIT	43,538.00	0.00	33,054.84	10,483.16	0%	76%
100-641323	SCHOOL COMMUNICATIONS	16,000.00	702.97	13,167.72	2,832.28	4%	82%
100-641380	SCHOOL ADMIN. TRAVEL	0.00	0.00	60.20	( 60.20)	0%	0%
100-641410	ELEMENT. ADMIN. MATERIALS	2,000.00	38.79	2,260.43	( 260.43)	2%	113%
100-641411	SECOND. ADMIN. MATERIALS	2,600.00	380.48	2,099.03	500.97	15%	81%
100-641412	DUES/SUBSCRIPTIONS/REGISTRATIONS	0.00	0.00	0.00	0.00	0%	0%
	TOTAL SCHOOL ADMINISTRATION	481,645.00	1,122.24	348,715.02	132,929.98	0%	72%
BUSINESS OPERATIONS PROGRAM							
100-651115	SALARIES - BUSINESS OPERATIONS	86,921.00	0.00	72,763.22	14,157.78	0%	84%
100-651200	FRINGE	10,317.00	0.00	9,457.25	859.75	0%	92%
100-651210	LIFE INS BENEFIT	96.00	0.00	89.04	6.96	0%	93%
100-651220	EMPLOYER FICA	7,439.00	0.00	6,267.32	1,171.68	0%	84%
100-651230	HEALTH INSURANCE	0.00	0.00	99.00	( 99.00)	0%	0%
100-651270	WORKER'S COMPENSATION	583.00	0.00	378.06	204.94	0%	65%
100-651280	SICK LEAVE RETIREMENT	0.00	0.00	0.00	0.00	0%	0%
100-651290	PERSI	11,630.00	0.00	9,830.27	1,799.73	0%	85%
100-651310	PURCHASED SERVICES	70,000.00	0.00	72,221.58	( 2,221.58)	0%	103%
100-651311	MEDICAID BILLING SERVICES	20,043.00	2,713.49	18,359.28	1,683.72	14%	92%
100-651380	TRAVEL / TRAINING	4,000.00	0.00	3,077.91	922.09	0%	77%
100-651410	SUPPLIES	2,000.00	0.00	474.38	1,525.62	0%	24%
	TOTAL BUSINESS OPERATIONS	213,029.00	2,713.49	193,017.31	20,011.69	1%	91%

ACCT #	ACCT NAME	BUDGETED	MTD ACTIVITY	YTD ACTIVITY	BALANCE	MTD%	YTD%
BUILDING CUSTODIAL CARE PROGRAM							
100-661115	CUSTODIAL SALARIES	176,174.00	0.00	156,892.05	19,281.95	0%	89%
100-661165	CUSTODIAL SUBSTITUTES	12,000.00	0.00	6,278.37	5,721.63	0%	52%
100-661200	CUSTODIAL FRINGE BENEFITS	0.00	0.00	0.00	0.00	0%	0%
100-661210	CUSTODIAL LIFE/EMP. ASSIST.	384.00	0.00	289.68	94.32	0%	75%
100-661220	EMPLOYER FICA	14,395.00	0.00	12,480.60	1,914.40	0%	87%
100-661230	HEALTH INSURANCE - CUSTODIAL	47,076.00	0.00	35,306.40	11,769.60	0%	75%
100-661270	WORKER'S COMPENSATION	10,124.00	0.00	5,999.71	4,124.29	0%	59%
100-661280	SICK LEAVE RETIRE.	0.00	0.00	0.00	0.00	0%	0%
100-661290	RETIREMENT BENEFIT	21,070.00	0.00	15,577.35	5,492.65	0%	74%
100-661322	CUSTODIAL PURCHASED SERVICES	1,713.00	0.00	0.00	1,713.00	0%	0%
100-661330	UTILITIES	245,000.00	15,919.63	225,094.82	19,905.18	6%	92%
100-661410	CUSTODIAL SUPPLIES	35,000.00	3,256.12	35,052.43	( 52.43)	9%	100%
100-661710	PROPERTY/LIABILITY INSURANCE	58,150.00	0.00	70,060.25	( 11,910.25)	0%	120%
100-661711	LIABILITY INSURANCE	0.00	0.00	0.00	0.00	0%	0%
	TOTAL CUSTODIAL	621,086.00	19,175.75	563,031.66	58,054.34	3%	91%
MAINTENANCE - BUILDINGS-STUDENT OCCUPIED							
100-664115	GENERAL MAINTENANCE SALARIES	138,834.00	0.00	128,193.05	10,640.95	0%	92%
100-664200	MAINTENANCE FRINGE BENEFITS	10,317.00	0.00	9,457.25	859.75	0%	92%
100-664210	MAINTENANCE LIFE/EMP. ASSIST.	144.00	0.00	163.41	( 19.41)	0%	113%
100-664220	EMPLOYER FICA	11,410.00	0.00	10,287.78	1,122.22	0%	90%
100-664230	HEALTH INSURANCE - MAINT	10,030.00	0.00	9,886.89	143.11	0%	99%
100-664270	WORKER'S COMPENSATION	8,024.00	0.00	4,848.69	3,175.31	0%	60%
100-664280	SICK LEAVE RETIRE.	0.00	0.00	0.00	0.00	0%	0%
100-664290	RETIREMENT BENEFIT	17,838.00	0.00	16,474.68	1,363.32	0%	92%
100-664310	PURCHASE SERVICE--MAINT/BUS BARN	0.00	0.00	4,046.58	( 4,046.58)	0%	0%
100-664311	PURCHASE SERVICE--ELEMENTARY	0.00	4,270.12	50,020.33	( 50,020.33)	0%	0%
100-664312	PURCHASE SERVICE--SECONDARY	0.00	2,003.00	39,858.75	( 39,858.75)	0%	0%
100-664410	MATERIALS--MAINT./BUS BARN	0.00	0.00	29,909.74	( 29,909.74)	0%	0%
100-664411	MATERIALS--ELEMENTARY	0.00	0.00	12,157.41	( 12,157.41)	0%	0%
100-664412	MATERIALS--SECONDARY	0.00	0.00	7,064.97	( 7,064.97)	0%	0%
100-664415	MATERIALS--PRESCHOOL/KIND.	0.00	0.00	0.00	0.00	0%	0%
100-664550	MAINTENANCE CAPITAL OUTLAY	0.00	0.00	0.00	0.00	0%	0%
	TOTAL MAINTENANCE	196,597.00	6,273.12	322,369.53	125,772.53CR	3%	164%
MAINTENANCE - GROUNDS							
100-665310	PURCHASE SERVICE--GROUNDS	20,000.00	2,785.00	23,016.20	( 3,016.20)	14%	115%
100-665410	MATERIALS--GROUNDS	10,000.00	3,245.60	7,107.24	2,892.76	32%	71%
100-665420	GROUNDS - GRANT FUNDED SUPPLIES	0.00	0.00	9,500.00	( 9,500.00)	0%	0%
	TOTAL GROUNDS CARE	30,000.00	6,030.60	39,623.44	9,623.44CR	20%	132%
SECURITY/SAFETY PROGRAM							
100-667310	SCHOOL SAFETY PURCH SERVICES	0.00	0.00	0.00	0.00	0%	0%
100-667410	SECURITY SUPPLIES	7,500.00	0.00	0.00	7,500.00	0%	0%
100-667550	SECURITY - CAPITAL OUTLAY	0.00	0.00	0.00	0.00	0%	0%
	TOTAL SCHOOL SAFETY	7,500.00	0.00	0.00	7,500.00	0%	0%

ACCT #	ACCT NAME	BUDGETED	MTD ACTIVITY	YTD ACTIVITY	BALANCE	MTD%	YTD%
<b>PUPIL-TO-SCHOOL TRANSPORTATION PROGRAM</b>							
100-681115	TRANSP.SALARIES--TO SCHOOL @ 50%	116,225.00	0.00	96,239.09	19,985.91	0%	83%
100-681120	TRANSP.SALARIES--MECHANIC @ 85%	0.00	0.00	0.00	0.00	0%	0%
100-681125	TRANSP.SALARIES--SUPV. @ 50%	12,480.00	0.00	11,403.26	1,076.74	0%	91%
100-681165	TRANSP.SALARIES--SUBS @ 50%	2,500.00	0.00	0.00	2,500.00	0%	0%
100-681200	TRANSP.FRINGE BENEFITS @ 50%	13,685.00	0.00	6,125.22	7,559.78	0%	45%
100-681210	TRANSP.LIFE INSURANCE @ 50%	192.00	0.00	243.24	( 51.24)	0%	127%
100-681220	TRANSP.EMPLOYER FICA/MDC @ 50%	11,084.00	0.00	8,469.97	2,614.03	0%	76%
100-681230	HEALTH INSURANCE - TRANSP - 50%	1,739.00	0.00	10,875.61	( 9,136.61)	0%	625%
100-681270	TRANSP.WORKERS COMP @ 50%	5,738.00	0.00	2,391.17	3,346.83	0%	42%
100-681280	TRANSP.SICK LEAVE @ 50%	0.00	0.00	0.00	0.00	0%	0%
100-681290	TRANSP.PERSI BENEFIT @ 50%	19,194.00	0.00	11,017.63	8,176.37	0%	57%
100-681310	BUS CONTRACT REPAIRS @ 85%	50,000.00	0.00	38,464.06	11,535.94	0%	77%
100-681311	PHYSICALS/DRUG TESTING @ 50%	1,500.00	0.00	1,791.00	( 291.00)	0%	119%
100-681312	PHYSICALS/DRUG TESTING @ 85%	0.00	0.00	117.00	( 117.00)	0%	0%
100-681317	TRAINING-DIST./IAPT/STN/NAPT @ 50%	3,000.00	0.00	3,600.14	( 600.14)	0%	120%
100-681318	TRAINING SDE DRIVER/TECH.@ 85%	0.00	0.00	0.00	0.00	0%	0%
100-681319	BUS BARN UTILITIES @ 50%	15,000.00	632.94	11,638.18	3,361.82	4%	78%
100-681320	TRANSP. 100% CELL PHONE @ 50%	300.00	0.00	0.00	300.00	0%	0%
100-681345	TRANSP.IN-LIEU-OF @ 50%	500.00	0.00	3,865.75	( 3,365.75)	0%	773%
100-681380	TRAVEL-SDE DRIVER/TECH TRGN @ 85%	0.00	0.00	0.00	0.00	0%	0%
100-681381	TRAVEL-DIST/IAPT/STN/NAPT @ 50%	0.00	0.00	0.00	0.00	0%	0%
100-681410	TECHN. COVERALLS/RAGS @ 50%	500.00	0.00	379.50	120.50	0%	76%
100-681420	TRANSP. BUS FUEL/FLUIDS @ 50%	22,500.00	0.00	24,922.67	( 2,422.67)	0%	111%
100-681424	TRANSP. BUS OILS/LUBRICANTS @ 85%	2,000.00	0.00	0.00	2,000.00	0%	0%
100-681425	BUS REPAIR PARTS @ 85%	10,000.00	0.00	13,480.17	( 3,480.17)	0%	135%
100-681426	BUS OFFICE SUPPLIES/POSTAGE @ 50%	0.00	0.00	52.33	( 52.33)	0%	0%
100-681429	HAND TOOLS @ 85% - 400 CAP	0.00	0.00	14.97	( 14.97)	0%	0%
100-681500	TRANSP - CAPITAL OUTLAY	0.00	0.00	0.00	0.00	0%	0%
100-681710	TRANSP. FACILITY INS.--@ 50%	0.00	0.00	0.00	0.00	0%	0%
	<b>TOTAL PUPIL TO SCHOOL TRANSPORTATION</b>	<b>288,137.00</b>	<b>632.94</b>	<b>245,090.96</b>	<b>43,046.04</b>	<b>0%</b>	<b>85%</b>
<b>PUPIL-ACTIVITY TRANSPORTATION PROGRAM</b>							
100-682115	TRANSP.SALARIES--ACTIVITY/SHUTTLE	20,000.00	0.00	24,156.49	( 4,156.49)	0%	121%
100-682200	TRANS - ACTIVITY - FRINGE	0.00	0.00	0.00	0.00	0%	0%
100-682210	TRANS - ACTIVITY - LIFE	0.00	0.00	45.10	( 45.10)	0%	0%
100-682220	TRANS - ACTIVITY - FICA	1,530.00	0.00	1,833.23	( 303.23)	0%	120%
100-682230	TRANS - ACTIVITY - HEALTH INS	0.00	0.00	2,555.12	( 2,555.12)	0%	0%
100-682270	WORK COMP	120.00	0.00	608.59	( 488.59)	0%	507%
100-682280	TRANS - ACTIVITY - UUSL	0.00	0.00	0.00	0.00	0%	0%
100-682290	TRANS - ACTIVITY - PERSI	2,696.00	0.00	3,039.08	( 343.08)	0%	113%
100-682310	PURCHASE SERVICES--NON ALLOW	500.00	0.00	0.00	500.00	0%	0%
100-682410	TRANSPORTATION MAT'LS--NON-ALLOW.	2,000.00	0.00	352.97	1,647.03	0%	18%
	<b>TOTAL ACTIVITY TRANSPORTATION</b>	<b>26,846.00</b>	<b>0.00</b>	<b>32,590.58</b>	<b>5,744.58CR</b>	<b>0%</b>	<b>121%</b>
<b>GENERAL TRANSPORTATION PROGRAM</b>							
100-683310	PURCHASE SERVICES-NON ALLOWABLE	2,000.00	0.00	121.01	1,878.99	0%	6%
100-683410	SUPPLIES-NON ALLOWABLE	2,000.00	0.00	1,614.63	385.37	0%	81%
	<b>TOTAL GENERAL TRANSPORTATION</b>	<b>4,000.00</b>	<b>0.00</b>	<b>1,735.64</b>	<b>2,264.36</b>	<b>0%</b>	<b>43%</b>
<b>FOOD SERVICES PROGRAM</b>							
100-710220	FOOD EMPLOYER FICA	12,879.00	0.00	12,494.62	384.38	0%	97%
	<b>TOTAL NON-INSTRUCTION</b>	<b>12,879.00</b>	<b>0.00</b>	<b>12,494.62</b>	<b>384.38</b>	<b>0%</b>	<b>97%</b>
<b>CAPITAL ASSETS</b>							
100-810520	CAPITAL OUTLAY - BUILDINGS	0.00	0.00	0.00	0.00	0%	0%
100-810540	CAPITAL OUTLAY - VEHICLES	0.00	0.00	0.00	0.00	0%	0%
	<b>TOTAL CAPITAL OUTLAY</b>	<b>0.00</b>	<b>0.00</b>	<b>0.00</b>	<b>0.00</b>	<b>0%</b>	<b>0%</b>
100-920821	TRANSFER TO BUS DEPRECIATION FUND	26,927.00	0.00	26,927.00	0.00	0%	100%
100-920810	TRANSFER TO MEDICAID FUND	107,566.00	0.00	0.00	107,566.00	0%	0%
100-920800	TRANSFERS TO OTHER FUNDS	35,301.00	0.00	0.00	35,301.00	0%	0%
100-950800	CONTINGENCY RESERVE	438,802.00	0.00	0.00	438,802.00	0%	0%
	<b>TOTAL OTHER</b>	<b>608,596.00</b>	<b>0.00</b>	<b>26,927.00</b>	<b>581,669.00</b>	<b>0%</b>	<b>4%</b>
	<b>TOTAL EXPENDITURES</b>	<b>8,776,051.00</b>	<b>67,799.00</b>	<b>7,219,249.42</b>	<b>1,556,801.58</b>	<b>1%</b>	<b>82%</b>
<b>GRANTS - NEZ PERCE TRIBE &amp; OTHERS</b>							
232-320000	BEGINNING BALANCE - BUDGET	105,000.00CR	0.00	0.00	105,000.00CR	0%	0%
232-415000	INVESTMENT EARNINGS	2,600.00CR	195.57CR	2,426.51CR	173.49CR	8%	93%
232-419900	GRANT REVENUE - NPT & OTHERS	21,400.00CR	0.00	21,400.00CR	0.00	0%	100%
232-443000	FEDERAL GRANT REVENUE	0.00	0.00	0.00	0.00	0%	0%
232-460000	INTERFUND TRANSFER	0.00	0.00	0.00	0.00	0%	0%
	<b>TOTAL REVENUE</b>	<b>129,000.00CR</b>	<b>195.57CR</b>	<b>23,826.51CR</b>	<b>105,173.49CR</b>	<b>0%</b>	<b>18%</b>

ACCT #	ACCT NAME	BUDGETED	MTD ACTIVITY	YTD ACTIVITY	BALANCE	MTD%	YTD%
232-515113	ADVANCED OPS - SALARIES	0.00	0.00	0.00	0.00	0%	0%
232-515213	ADVANCED OPS - BENEFITS	0.00	0.00	0.00	0.00	0%	0%
232-515112	NATIVE ARTS SALARY	7,000.00	0.00	5,846.40	1,153.60	0%	84%
232-515212	BENEFITS	565.00	0.00	447.26	117.74	0%	79%
232-515119	TEACH FOR TOLERANCE - SALARIES	0.00	0.00	0.00	0.00	0%	0%
232-515219	TEACH FOR TOLERANCE - BENEFITS	0.00	0.00	0.00	0.00	0%	0%
232-515310	HIGH SCHOOL PURCHASED SERVICES	2,500.00	0.00	0.00	2,500.00	0%	0%
232-515410	HIGH SCHOOL SUPPLIES	5,363.00	0.00	0.00	5,363.00	0%	0%
232-515312	P/S - NPT NATIVE ARTS GRANT	14,500.00	0.00	1,515.00	12,985.00	0%	10%
232-515313	P/S - COLLEGE & CAREER READINESS	7,500.00	0.00	3,260.18	4,239.82	0%	43%
232-515314	P/S - CTE BUILDING	5,000.00	0.00	7,850.00	( 2,850.00)	0%	157%
232-515315	P/S - NPT MS READING GRANT	2,522.00	555.89	1,802.57	719.43	22%	71%
232-515316	P/S NPT-CULTURALLY RESPONSIVE	7,500.00	434.27	6,942.20	557.80	6%	93%
232-515317	P/S - ELEM SPED SUPPORT	2,500.00	0.00	1,004.00	1,496.00	0%	40%
232-515318	P/S - ID COMM FOUNDATION GRANT	2,500.00	0.00	0.00	2,500.00	0%	0%
232-515319	P/S - TEACHING FOR TOLERANCE	1,500.00	150.00	4,116.33	( 2,616.33)	10%	274%
232-515320	P/S - ATTENDANCE COMMITTEE EMERGENCY FUNDS	6,000.00	253.98	9,519.98	( 3,519.98)	4%	159%
232-515412	SUPPLIES - NPT GRANT NATIVE ARTS	14,100.00	712.50	1,183.65	12,916.35	5%	8%
232-515413	SUPPLIES - COLLEGE & CAREER READINESS	2,600.00	0.00	1,370.39	1,229.61	0%	53%
232-515414	SUPPLIES - NPT - CTE BUILDING	15,000.00	0.00	5,846.55	9,153.45	0%	39%
232-515415	SUPPLIES-NPT MS READING	2,500.00	0.00	0.00	2,500.00	0%	0%
232-515416	SUPPLIES-NPT- CULTURALLY RESPONSIVE	3,200.00	0.00	494.64	2,705.36	0%	15%
232-515417	SUPPLIES - ELEM SPED SUPPORT	10,700.00	1,774.20	11,595.04	( 895.04)	17%	108%
232-515418	SUPPLIES - ID COMM FOUNDATION GRANT	4,000.00	0.00	0.00	4,000.00	0%	0%
232-515419	SUPPLIES - TEACHING FOR TOLERANCE	2,850.00	0.00	2,632.74	217.26	0%	92%
232-515420	SUPPLIES-ATTENDANCE COMMITTEE EMERGENCY	9,100.00	0.00	90.93	9,009.07	0%	1%
	TOTAL EXPENDITURES	129,000.00	3,880.84	65,517.86	63,482.14	3%	51%
		=====	=====	=====	=====	=====	=====
N E Z P E R C E TRIBE JOB SKILLS							
235-320000	JOB SKILLS CARRYOVER	5,000.00CR	0.00	0.00	5,000.00CR	0%	0%
235-419900	NEZPERCE TRIBE SPECIAL SERVICE GRT	0.00	0.00	0.00	0.00	0%	0%
	TOTAL REVENUE	5,000.00CR	0.00	0.00	5,000.00CR	0%	0%
		=====	=====	=====	=====	=====	=====
235-515115	JOB SKILLS SALARY	4,619.00	0.00	0.00	4,619.00	0%	0%
235-515220	JOB SKILLS EMPLOYER FICA	353.00	0.00	0.00	353.00	0%	0%
235-515270	JOB SKILLS WORKERS COMP	28.00	0.00	0.00	28.00	0%	0%
235-521310	JOB SKILLS	0.00	0.00	0.00	0.00	0%	0%
	TOTAL EXPENDITURES	5,000.00	0.00	0.00	5,000.00	0%	0%
		=====	=====	=====	=====	=====	=====

ACCT #	ACCT NAME	BUDGETED	MTD ACTIVITY	YTD ACTIVITY	BALANCE	MTD%	YTD%
IDAHO CAREER READY STUDENTS GRANT							
242-439000	ICRS REVENUE	1,278,843.00CR	0.00	171,658.00CR	1,107,185.00CR	0%	13%
	TOTAL REVENUE	1,278,843.00CR	0.00	171,658.00CR	1,107,185.00CR	0%	13%
=====							
242-519500	ICRS CAPITAL EXPENDITURES	1,278,843.00	0.00	171,658.00	1,107,185.00	0%	13%
	TOTAL EXPENDITURES	1,278,843.00	0.00	171,658.00	1,107,185.00	0%	13%
=====							
STATE VOCATIONAL							
243-432410	STATE CTE -- AG. PROGRAM	12,923.00CR	0.00	12,922.92CR	0.08CR	0%	100%
243-432420	STATE VOC. ED.--BUSINESS PROGRAM	7,201.00CR	0.00	7,200.70CR	0.30CR	0%	100%
	TOTAL REVENUE	20,124.00CR	0.00	20,123.62CR	0.38CR	0%	100%
=====							
243-515112	VOC. ED. AG. SALARIES	3,859.00	0.00	3,859.46	( 0.46)	0%	100%
243-515210	EMPLOYEE ASSIST. PLAN	0.00	0.00	0.00	0.00	0%	0%
243-515200	VOC. ED. FRINGE BENEFIT	0.00	0.00	0.00	0.00	0%	0%
243-515220	VOC. ED. EMPLOYER FICA	295.00	0.00	295.25	( 0.25)	0%	100%
243-515230	HEALTH INSURANCE - VOC ED	0.00	0.00	0.00	0.00	0%	0%
243-515270	VOC. ED. WORKERS COMPENSATION	16.00	0.00	16.33	( 0.33)	0%	102%
243-515280	VOC. ED. SICK LEAVE BENEFIT	0.00	0.00	0.00	0.00	0%	0%
243-515290	VOC. ED. PERSI BENEFIT	490.00	0.00	489.76	0.24	0%	100%
243-515382	VOC. ED. TRAVEL--AG. PROGRAM	0.00	0.00	0.00	0.00	0%	0%
243-515412	VOC. ED. SUPPLIES--AG. PROGRAM	7,664.00	0.00	7,664.39	( 0.39)	0%	100%
243-515552	VOC. ED. EQUIPMENT--AG. PROGRAM	0.00	0.00	0.00	0.00	0%	0%
	TOTAL CTE AG PROGRAM	12,324.00	0.00	12,325.19	1.19CR	0%	100%
=====							
243-515313	VOC. ED. BUSINESS P/S	0.00	0.00	0.00	0.00	0%	0%
243-515383	VOC. ED. TRAVEL--BUSINESS PROGRAM	0.00	0.00	0.00	0.00	0%	0%
243-515413	VOC. ED. SUPPLIES--BUSINESS PROG.	7,800.00	0.00	7,771.08	28.92	0%	100%
243-515553	VOC. ED. EQUIPMENT--BUSINESS	0.00	0.00	0.00	0.00	0%	0%
	TOTAL CTE BUSINESS PROGRAM	7,800.00	0.00	7,771.08	28.92	0%	100%
=====							
	TOTAL EXPENDITURES	20,124.00	0.00	20,096.27	27.73	0%	100%
=====							
SRO GRANT							
244-320000	SRO GRANT BEGINNING BALANCE	40,000.00CR	0.00	0.00	40,000.00CR	0%	0%
244-439000	SRO GRANT REVENUE	95,030.00CR	0.00	96,950.00CR	1,920.00	0%	102%
	TOTAL REVENUE	135,030.00CR	0.00	96,950.00CR	38,080.00CR	0%	72%
=====							
244-667300	SRO GRANT PURCHASED SERVICES	95,030.00	8,079.13	96,950.00	( 1,920.00)	9%	102%
244-667400	SRO GRANT - SUPPLIES	40,000.00	0.00	0.00	40,000.00	0%	0%
	TOTAL EXPENDITURES	135,030.00	8,079.13	96,950.00	38,080.00	6%	72%
=====							
STATE TECHNOLOGY							
245-431900	STATE REVENUE - TECH GRANT	77,860.00CR	15,572.00CR	77,860.00CR	0.00	20%	100%
	TOTAL REVENUE	77,860.00CR	15,572.00CR	77,860.00CR	0.00	20%	100%
=====							
245-623100	TECH SALARIES	0.00	0.00	0.00	0.00	0%	0%
245-623200	TECH BENEFITS	0.00	0.00	0.00	0.00	0%	0%
245-623310	TECH - PURCHASED SERVICES	38,930.00	0.00	0.00	38,930.00	0%	0%
245-623410	TECH - SUPPLIES	38,930.00	0.00	0.00	38,930.00	0%	0%
	TOTAL EXPENDITURES	77,860.00	0.00	0.00	77,860.00	0%	0%
=====							
SAFE & DRUG FREE SCHOOLS							
246-320000	BEG. BALANCE- SUBSTANCE ABUSE PREVENTION	0.00	0.00	0.00	0.00	0%	0%
246-439000	REVENUE - SAFE & DRUG FREE SCHOOLS	7,662.00CR	0.00	3,831.00CR	3,831.00CR	0%	50%
	TOTAL REVENUE	7,662.00CR	0.00	3,831.00CR	3,831.00CR	0%	50%
=====							
246-512410	ELEM DRUG FREE YTH SUPPLIES	3,831.00	0.00	0.00	3,831.00	0%	0%
246-515310	PURCHASED SERVICES - SAFE & DRUG FREE SCHOC	0.00	0.00	0.00	0.00	0%	0%
246-515410	SUPPLIES - SAFE & DRUG FREE SCHOOLS	3,831.00	0.00	0.00	3,831.00	0%	0%
	TOTAL EXPENDITURES	7,662.00	0.00	0.00	7,662.00	0%	0%
=====							

ACCT #	ACCT NAME	BUDGETED	MTD ACTIVITY	YTD ACTIVITY	BALANCE	MTD%	YTD%
CHAPTER I FUND							
251-445100	FEDERAL ASSISTANCE	254,948.00CR	0.00	148,420.63CR	106,527.37CR	0%	58%
251-445901	CSI - UP REVENUE	63,790.00CR	0.00	48,868.45CR	14,921.55CR	0%	77%
	TOTAL REVENUE	318,738.00CR	0.00	197,289.08CR	121,448.92CR	0%	62%
251-512110	TEACHER SALARIES--ELEMENTARY	0.00	0.00	0.00	0.00	0%	0%
251-512115	TEACHER AIDES--ELEMENTARY	159,519.00	0.00	95,509.94	64,009.06	0%	60%
251-512200	BENEFITS - ELEMENTARY	92,929.00	0.00	52,910.69	40,018.31	0%	57%
251-512310	E.S. PURCHASED SERVICES	0.00	0.00	0.00	0.00	0%	0%
251-512410	ELEMENTARY SUPPLIES & MATERIALS	0.00	0.00	0.00	0.00	0%	0%
251-512420	HOMELESS SUPPLIES	500.00	0.00	0.00	500.00	0%	0%
251-515115	TEACHER AIDES - SECONDARY	1,500.00	0.00	0.00	1,500.00	0%	0%
251-515200	BENEFITS - SECONDARY	500.00	0.00	0.00	500.00	0%	0%
	TOTAL TITLE I-A EXPENDITURES	254,948.00	0.00	148,420.63	106,527.37	0%	58%
251-515101	CSI - UP SALARIES	20,000.00	0.00	16,337.50	3,662.50	0%	82%
251-515201	CSI - UP BENEFITS	13,000.00	0.00	4,974.89	8,025.11	0%	38%
251-515301	CSI - UP PURCHASED SERVICES	21,241.00	0.00	18,961.38	2,279.62	0%	89%
251-515401	CSI - UP SUPPLIES	9,549.00	0.00	8,594.68	954.32	0%	90%
	TOTAL CSI-UP EXPENDITURES	63,790.00	0.00	48,868.45	14,921.55	0%	77%
	TOTAL EXPENDITURES	318,738.00	0.00	197,289.08	121,448.92	0%	62%
PART B FUND							
257-445600	FEDERAL ASSISTANCE -- PART B	132,386.00CR	0.00	71,953.78CR	60,432.22CR	0%	54%
	TOTAL REVENUE	132,386.00CR	0.00	71,953.78CR	60,432.22CR	0%	54%
257-521115	AIDES - PART B	102,124.00	0.00	39,483.85	62,640.15	0%	39%
257-521200	BENEFITS- PART B	30,262.00	0.00	32,469.93	( 2,207.93)	0%	107%
257-521310	PART B PURCHASED SERVICES	0.00	0.00	0.00	0.00	0%	0%
257-521410	SUPPLIES	0.00	0.00	0.00	0.00	0%	0%
	TOTAL EXPENDITURES	132,386.00	0.00	71,953.78	60,432.22	0%	54%
PART B PRESCHOOL							
258-445600	PART B PRE-SCHOOL REVENUE	3,432.00CR	0.00	1,542.86CR	1,889.14CR	0%	45%
	TOTAL REVENUE	3,432.00CR	0.00	1,542.86CR	1,889.14CR	0%	45%

ACCT #	ACCT NAME	BUDGETED	MTD ACTIVITY	YTD ACTIVITY	BALANCE	MTD%	YTD%
258-522115	NON-CERTIFIED SALARIES	2,413.00	0.00	951.17	1,461.83	0%	39%
258-522200	BENEFITS - PART B PRESCHOOL	1,019.00	0.00	591.69	427.31	0%	58%
258-522310	PART B PRESCHOOL PURCHASED SERVICES	0.00	0.00	0.00	0.00	0%	0%
	TOTAL EXPENDITURES	3,432.00	0.00	1,542.86	1,889.14	0%	45%
MEDICAID FUND							
260-445900	MEDICAID REVENUE	334,056.00CR	0.00	297,654.67CR	36,401.33CR	0%	89%
260-460000	TRANSFER FROM GENERAL FUND	107,566.00CR	0.00	0.00	107,566.00CR	0%	0%
	TOTAL REVENUE	441,622.00CR	0.00	297,654.67CR	143,967.33CR	0%	67%
260-616115	ANCILLARY SALARIES	179,636.00	0.00	0.00	179,636.00	0%	0%
260-616200	ANCILLARY BENEFITS	84,523.00	0.00	0.00	84,523.00	0%	0%
260-616310	MEDICAID CONTRACT SERVICES	69,897.00	0.00	0.00	69,897.00	0%	0%
260-617350	MEDICAID MATCH	107,566.00	2,969.06	80,178.97	27,387.03	3%	75%
	TOTAL EXPENDITURES	441,622.00	2,969.06	80,178.97	361,443.03	1%	18%
TITLE IV-A ESSA STUDENT SUPPORT							
261-445900	TITLE IV-A ESSA REVENUE	27,534.00CR	0.00	13,451.03CR	14,082.97CR	0%	49%
	TOTAL REVENUE	27,534.00CR	0.00	13,451.03CR	14,082.97CR	0%	49%
261-515115	SECONDARY CLASSIFIED SALARY	19,865.00	0.00	8,964.55	10,900.45	0%	45%
261-515200	BENEFITS - TITLE IV	7,669.00	0.00	4,486.48	3,182.52	0%	59%
261-515310	PURCHASED SERVICES	0.00	0.00	0.00	0.00	0%	0%
261-515410	SUPPLIES/MATERIALS	0.00	0.00	0.00	0.00	0%	0%
	TOTAL EXPENDITURES	27,534.00	0.00	13,451.03	14,082.97	0%	49%
REAP							
262-320000	BEGINNING BALANCE	0.00	0.00	0.00	0.00	0%	0%
262-443000	REAP GRANT REVENUE	11,363.00CR	0.00	11,263.00CR	100.00CR	0%	99%
	TOTAL REVENUE	11,363.00CR	0.00	11,263.00CR	100.00CR	0%	99%
262-512115	ELEMENTARY CLASSIFIED SALARY	7,530.00	0.00	5,789.25	1,740.75	0%	77%
262-512200	BENEFITS - REAP	3,833.00	0.00	2,714.76	1,118.24	0%	71%
	TOTAL EXPENDITURES	11,363.00	0.00	8,504.01	2,858.99	0%	75%

ACCT #	ACCT NAME	BUDGETED	MTD ACTIVITY	YTD ACTIVITY	BALANCE	MTD%	YTD%
RESTRAINT & SECLUSION GRANT							
265-445900	REVENUE	2,000.00CR	0.00	2,000.00CR	0.00	0%	100%
	TOTAL REVENUE	2,000.00CR	0.00	2,000.00CR	0.00	0%	100%
265-521100	SALARIES	0.00	0.00	0.00	0.00	0%	0%
265-521200	BENEFITS	0.00	0.00	0.00	0.00	0%	0%
265-521300	PURCHASED SERVICES	0.00	0.00	0.00	0.00	0%	0%
265-521400	SUPPLIES	2,000.00	0.00	2,000.00	0.00	0%	100%
	TOTAL EXPENDITURES	2,000.00	0.00	2,000.00	0.00	0%	100%
T I T L E VI-A INDIAN EDUCATION							
267-320000	BEGINNING FUND BALANCE	0.00	0.00	0.00	0.00	0%	0%
267-419900	LOCAL REVENUE	2,000.00CR	0.00	2,000.00CR	0.00	0%	100%
267-443000	FEDERAL ASSISTANCE - VI-A	109,368.00CR	0.00	92,939.26CR	16,428.74CR	0%	85%
267-443001	NYCP GRANT REVENUE	408,845.00CR	0.00	300,351.07CR	108,493.93CR	0%	73%
267-443002	ACE GRANT REVENUE	22,538.00CR	0.00	22,537.79CR	0.21CR	0%	100%
	TOTAL REVENUE	542,751.00CR	0.00	417,828.12CR	124,922.88CR	0%	77%
267-512410	CULTURAL ENRICHMENT SUPPLIES	0.00	0.00	0.00	0.00	0%	0%
267-515100	COORDINATOR SALARY	5,449.00	0.00	4,086.72	1,362.28	0%	75%
267-515110	NEZ PERCE LANGUAGE INSTRUCTOR	0.00	0.00	0.00	0.00	0%	0%
267-515115	CERTIFIED SALARY - OTHER	0.00	0.00	0.00	0.00	0%	0%
267-515120	TITLE VI - CLASSIFIED SALARY	74,184.00	0.00	48,872.52	25,311.48	0%	66%
267-515125	ATTENDANCE CLERK	0.00	0.00	0.00	0.00	0%	0%
267-515200	FRINGE	0.00	0.00	0.00	0.00	0%	0%
267-515210	LIFE INS - VI-A	0.00	0.00	60.51	( 60.51)	0%	0%
267-515220	EMPLOYER FICA	6,092.00	0.00	3,998.92	2,093.08	0%	66%
267-515230	HEALTH INSURANCE - VI-A	0.00	0.00	8,826.48	( 8,826.48)	0%	0%
267-515270	WORKER'S COMPENSATION	337.00	0.00	243.56	93.44	0%	72%
267-515280	SICK LEAVE BENEFIT	0.00	0.00	0.00	0.00	0%	0%
267-515290	RETIREMENT BENEFIT	9,607.00	0.00	4,456.26	5,150.74	0%	46%
267-515300	HIGH SCHOOL PURCHASED SVCS	10,000.00	0.00	15,543.20	( 5,543.20)	0%	155%
267-515380	TRAVEL - VI-A	0.00	0.00	0.00	0.00	0%	0%
267-515410	SUPPLIES	3,799.00	0.00	7,263.29	( 3,464.29)	0%	191%
267-920800	INDIRECT COST - TITLE VI	1,900.00	0.00	1,587.80	312.20	0%	84%
	TOTAL TITLE VI-A EXPENDITURES	111,368.00	0.00	94,939.26	16,428.74	0%	85%
267-515101	SALARIES - DIRECTOR - NYCP	36,500.00	0.00	11,250.00	25,250.00	0%	31%
267-515111	SALARIES - CERTIFIED - NYCP	110,259.00	0.00	87,198.50	23,060.50	0%	79%
267-515116	SALARIES - N/C - NYCP	128,275.00	0.00	112,192.46	16,082.54	0%	87%
267-515201	FRINGE - NYCP	6,696.00	0.00	5,022.00	1,674.00	0%	75%
267-515211	LIFE INS - NYCP	672.00	0.00	348.32	323.68	0%	52%
267-515221	FICA - ER - NYCP	21,552.00	0.00	16,469.95	5,082.05	0%	76%
267-515231	HEALTH INS - NYCP	47,076.00	0.00	17,488.60	29,587.40	0%	37%
267-515271	WORKERS COMP - NYCP	1,690.00	0.00	742.45	947.55	0%	44%
267-515281	UUSL - NYCP	0.00	0.00	0.00	0.00	0%	0%
267-515291	PERSI - NYCP	35,473.00	0.00	23,783.47	11,689.53	0%	67%
267-515311	CONTRACTURAL PURCHASED SERVICES - NYCP	0.00	0.00	650.00	( 650.00)	0%	0%
267-515321	OTHER PURCHASED SERVICES - NYCP	10,384.00	0.00	12,303.23	( 1,919.23)	0%	118%
267-515381	TRAVEL - NYCP	0.00	4,413.20	8,131.18	( 8,131.18)	0%	0%
267-515421	EQUIPMENT - NYCP	0.00	0.00	0.00	0.00	0%	0%
267-515411	SUPPLIES - NYCP	1,500.00	0.00	4,233.11	( 2,733.11)	0%	282%
267-920801	INDIRECT COSTS - NYCP	8,768.00	0.00	4,951.00	3,817.00	0%	56%
	TOTAL NYCP EXPENDITURES	408,845.00	4,413.20	304,764.27	104,080.73	1%	75%
267-515102	SALARIES - DIRECTOR - ACE	0.00	0.00	0.00	0.00	0%	0%
267-515112	SALARIES - CERTIFIED - ACE	0.00	0.00	0.00	0.00	0%	0%
267-515117	SALARIES - N/C - ACE	0.00	0.00	0.00	0.00	0%	0%
267-515202	FRINGE - ACE	0.00	0.00	0.00	0.00	0%	0%
267-515212	LIFE INS - ACE	0.00	0.00	0.00	0.00	0%	0%
267-515222	FICA - ER - ACE	0.00	0.00	0.00	0.00	0%	0%
267-515232	HEALTH INS - ACE	0.00	0.00	0.00	0.00	0%	0%
267-515272	WORKERS COMP - ACE	0.00	0.00	0.00	0.00	0%	0%
267-515282	UUSL - ACE	0.00	0.00	0.00	0.00	0%	0%
267-515292	PERSI - ACE	0.00	0.00	0.00	0.00	0%	0%
267-515312	PURCHASED SERVICES - ACE	21,500.00	0.00	21,500.00	0.00	0%	100%
267-515382	TRAVEL - ACE	0.00	0.00	0.00	0.00	0%	0%
267-515412	SUPPLIES - ACE	856.00	0.00	855.88	0.12	0%	100%
267-920802	INDIRECT COSTS - ACE	182.00	0.00	181.91	0.09	0%	100%
	TOTAL ACE EXPENDITURES	22,538.00	0.00	22,537.79	0.21	0%	100%
	TOTAL EXPENDITURES	542,751.00	4,413.20	422,241.32	120,509.68	1%	78%

ACCT #	ACCT NAME	BUDGETED	MTD ACTIVITY	YTD ACTIVITY	BALANCE	MTD%	YTD%
J O M F U N D							
269-320000	J.O.M. BEGINNING BALANCE	0.00	0.00	0.00	0.00	0%	0%
269-415000	INVESTMENT EARNINGS	250.00CR	161.40CR	386.03CR	136.03	65%	154%
269-445900	FEDERAL ASSISTANCE	60,440.00CR	0.00	60,439.50CR	0.50CR	0%	100%
	TOTAL REVENUE	60,690.00CR	161.40CR	60,825.53CR	135.53	0%	100%
=====							
269-512310	CULTURAL ENRICHMENT	0.00	0.00	0.00	0.00	0%	0%
269-512410	CULTURAL SUPPLIES/MATERIALS	0.00	0.00	184.48	( 184.48)	0%	0%
269-515110	CERTIFIED SALARIES	30,000.00	0.00	4,287.50	25,712.50	0%	14%
269-515111	JOM COORDINATOR	0.00	0.00	0.00	0.00	0%	0%
269-515115	CLASSIFIED SALARIES	0.00	0.00	0.00	0.00	0%	0%
269-515201	JOM - FRINGE	0.00	0.00	0.00	0.00	0%	0%
269-515210	LIFE INS BENEFIT	0.00	0.00	5.09	( 5.09)	0%	0%
269-515220	EMPLOYER FICA	2,295.00	0.00	322.86	1,972.14	0%	14%
269-515230	HEALTH INSURANCE - JOM	0.00	0.00	623.97	( 623.97)	0%	0%
269-515270	WORKERS COMP	127.00	0.00	19.72	107.28	0%	16%
269-515280	UNUSED SICK LEAVE BENEFIT	0.00	0.00	0.00	0.00	0%	0%
269-515290	PERSI	4,044.00	0.00	577.96	3,466.04	0%	14%
269-515300	PURCHASE SERVICES	23,224.00	0.00	1,727.85	21,496.15	0%	7%
269-515310	CULTURAL ENRICHMENT SERVICES	0.00	0.00	614.00	( 614.00)	0%	0%
269-515410	JOM CULTURAL SUPPLIES	1,000.00	559.60	932.90	67.10	56%	93%
	TOTAL EXPENDITURES	60,690.00	559.60	9,296.33	51,393.67	1%	15%
=====							
T I T L E I I A I M P V T E A C H Q U A L I T Y							
271-320000	ESTIMATED BEGINNING BALANCE	0.00	0.00	0.00	0.00	0%	0%
271-445900	FEDERAL TITLE II-A REVENUE	22,873.00CR	321.24CR	23,104.92CR	231.92	1%	101%
	TOTAL REVENUE	22,873.00CR	321.24CR	23,104.92CR	231.92	1%	101%
=====							
271-621110	STAFF DEVELOPMENT SALARIES	10,000.00	0.00	7,771.67	2,228.33	0%	78%
271-621200	BENEFITS - TITLE II-A	2,150.00	0.00	3,164.99	( 1,014.99)	0%	147%
271-621310	STAFF DEVELOPMENT	3,000.00	0.00	7,010.40	( 4,010.40)	0%	234%
271-621380	TITLE II STAFF TRAVEL	4,484.00	2,056.18	7,014.04	( 2,530.04)	46%	156%
271-621410	STAFF DEVELOPMENT SUPPLIES	3,239.00	0.00	200.00	3,039.00	0%	6%
	TOTAL EXPENDITURES	22,873.00	2,056.18	25,161.10	2,288.10CR	9%	110%
=====							
21st CENTURY COMMUNITY LEARNING CENTER							
273-445900	21ST CENTURY FEDERAL REVENUE	132,329.00CR	12,336.10CR	89,856.14CR	42,472.86CR	9%	68%
	TOTAL REVENUE	132,329.00CR	12,336.10CR	89,856.14CR	42,472.86CR	9%	68%
=====							
273-512100	SALARIES - DIRECTOR - 21ST CLCC	48,650.00	0.00	36,000.00	12,650.00	0%	74%
273-512110	SALARIES - CERTIFIED - 21ST CLCC	25,000.00	0.00	20,225.46	4,774.54	0%	81%
273-512115	SALARIES - N/C - 21ST CLCC	25,000.00	0.00	21,251.77	3,748.23	0%	85%
273-512200	FRINGE - 21ST CLCC	0.00	0.00	0.00	0.00	0%	0%
273-512210	LIFE - 21ST CLCC	96.00	0.00	72.58	23.42	0%	76%
273-512220	FICA - 21ST CLCC	7,547.00	0.00	5,870.46	1,676.54	0%	78%
273-512230	HEALTH INS - 21ST CLCC	0.00	0.00	5,708.26	( 5,708.26)	0%	0%
273-512270	WORKERS COMP - 21ST CLCC	412.00	0.00	356.37	55.63	0%	86%
273-512280	UUSL - 21ST CLCC	0.00	0.00	0.00	0.00	0%	0%
273-512290	PERSI - 21ST CLCC	12,918.00	0.00	7,627.14	5,290.86	0%	59%
273-512300	PURCHASED SERVICES - 21ST CLCC	7,706.00	0.00	0.00	7,706.00	0%	0%
273-512400	SUPPLIES - 21ST CLCC	5,000.00	740.35	1,983.05	3,016.95	15%	40%
273-920800	TRANSFER TO OTHER FUNDS	0.00	0.00	0.00	0.00	0%	0%
	TOTAL EXPENDITURES	132,329.00	740.35	99,095.09	33,233.91	1%	75%
=====							

ACCT #	ACCT NAME	BUDGETED	MTD ACTIVITY	YTD ACTIVITY	BALANCE	MTD%	YTD%
GEAR - UP GRANT							
278-320000	GEAR-UP BEGINNING BALANCE	0.00	0.00	0.00	0.00	0%	0%
278-419900	OTHER LOCAL REVENUE	0.00	0.00	0.00	0.00	0%	0%
278-431900	GEAR UP - OTHER STATE REVENUE	0.00	0.00	0.00	0.00	0%	0%
278-445900	GEAR-UP GRANT REVENUE	33,176.00CR	4,198.75CR	21,212.95CR	11,963.05CR	13%	64%
	TOTAL REVENUE	33,176.00CR	4,198.75CR	21,212.95CR	11,963.05CR	13%	64%
=====							
278-515110	GEAR UP CERT. SALARIES	0.00	0.00	0.00	0.00	0%	0%
278-515115	GEAR UP SALARIES	16,020.00	0.00	12,578.94	3,441.06	0%	79%
278-515200	FRINGE BENEFIT	0.00	0.00	0.00	0.00	0%	0%
278-515210	LIFE INSURANCE BENEFIT	41.00	0.00	30.79	10.21	0%	75%
278-515220	EMPLOYER FICA	1,226.00	0.00	962.31	263.69	0%	78%
278-515230	HEALTH INSURANCE - GEAR UP	5,025.00	0.00	3,772.53	1,252.47	0%	75%
278-515270	WORKER'S COMPENSATION	69.00	0.00	57.87	11.13	0%	84%
278-515280	SICK LEAVE BENEFIT	0.00	0.00	0.00	0.00	0%	0%
278-515290	PERSI BENEFIT	1,916.00	0.00	1,504.44	411.56	0%	79%
278-515380	STUDENT TRAVEL	6,379.00	0.00	0.00	6,379.00	0%	0%
278-515410	GEAR UP SUPPLIES	2,500.00	0.00	0.00	2,500.00	0%	0%
278-621310	STAFF CONFERENCE/TRAINING	0.00	0.00	0.00	0.00	0%	0%
278-621380	STAFF TRAVEL	0.00	0.00	659.60	( 659.60)	0%	0%
278-920800	TRANSFER TO OTHER FUNDS	0.00	0.00	0.00	0.00	0%	0%
	TOTAL EXPENDITURES	33,176.00	0.00	19,566.48	13,609.52	0%	59%
=====							
COPS GRANT							
288-445900	COPS FAST GRANT REVENUE	69,046.00CR	0.00	22,220.36CR	46,825.64CR	0%	32%
	TOTAL REVENUE	69,046.00CR	0.00	22,220.36CR	46,825.64CR	0%	32%
=====							
288-623300	PURCHASED SERVICES	20,000.00	3,665.98	19,146.00	854.00	18%	96%
288-623400	SUPPLIES	49,046.00	0.00	6,740.34	42,305.66	0%	14%
	TOTAL EXPENDITURES	69,046.00	3,665.98	25,886.34	43,159.66	5%	37%
=====							

ACCT #	ACCT NAME	BUDGETED	MTD ACTIVITY	YTD ACTIVITY	BALANCE	MTD%	YTD%
<b>CHILD NUTRITION</b>							
290-320000	EST. BEG. BAL.--SCHOOL LUNCH	0.00	0.00	0.00	0.00	0%	0%
290-415000	EARNINGS ON INVESTMENTS	3,000.00CR	0.00	0.00	3,000.00CR	0%	0%
290-416100	SCHOOL FOOD SERVICE	0.00	0.00	0.00	0.00	0%	0%
290-416200	LUNCH SALES--ALA CARTE	10,000.00CR	0.00	8,030.17CR	1,969.83CR	0%	80%
290-419900	OTHER REVENUE	0.00	0.00	0.00	0.00	0%	0%
290-445500	NSLP - LUNCH REVENUE	300,000.00CR	0.00	252,060.53CR	47,939.47CR	0%	84%
290-445501	FEDERAL SUPPORT--COMMODITIES	13,000.00CR	27,671.01CR	27,671.01CR	14,671.01	213%	213%
290-445502	NSLP - SUMMER LUNCH REVENUE	35,000.00CR	0.00	43,742.20CR	8,742.20	0%	125%
290-445503	NSLP - BREAKFAST REVENUE	125,000.00CR	0.00	97,467.68CR	27,532.32CR	0%	78%
290-445504	NSLP - SNACK REVENUE	20,000.00CR	0.00	7,973.56CR	12,026.44CR	0%	40%
290-445505	FRESH FRUIT VEGETABLE GRANT INCOME	22,000.00CR	0.00	13,241.16CR	8,758.84CR	0%	60%
290-460000	INTERFUND TRANSFER	35,301.00CR	0.00	0.00	35,301.00CR	0%	0%
	<b>TOTAL REVENUE</b>	<b>563,301.00CR</b>	<b>27,671.01CR</b>	<b>450,186.31CR</b>	<b>113,114.69CR</b>	<b>5%</b>	<b>80%</b>
<b>BOND INT./REDEMP. FUND</b>							
310-320000	BIRF BEGINNING BALANCE	3,376.00CR	0.00	0.00	( 3,376.00)	0%	0%
310-412510	BIRF LEVY TAXES-NEZPERCE COUNTY	1,400.00CR	0.00	1,079.89CR	( 320.11)	0%	77%
310-415000	INVESTMENT EARNINGS	0.00	0.00	0.00	0.00	0%	0%
310-419900	REVENUE-SAVINGS FROM BOND REFI	0.00	0.00	0.00	0.00	0%	0%
310-438000	REVENUE IN LIEU OF PROPERTY TAX	0.00	0.00	0.00	0.00	0%	0%
310-439000	STATE BOND GUARANTY REV.	0.00	0.00	0.00	0.00	0%	0%
	<b>TOTAL REVENUE</b>	<b>4,776.00CR</b>	<b>0.00</b>	<b>1,079.89CR</b>	<b>3,696.11CR</b>	<b>0%</b>	<b>23%</b>
310-664410	BIRF - MAINTENANCE SUPPLIES	4,776.00	0.00	0.00	4,776.00	0%	0%
310-911610	BIRF PRINCIPAL	0.00	0.00	0.00	0.00	0%	0%
310-912620	BIRF INTEREST	0.00	0.00	0.00	0.00	0%	0%
310-912621	BIRF FEES	0.00	0.00	0.00	0.00	0%	0%
	<b>TOTAL EXPENDITURES</b>	<b>4,776.00</b>	<b>0.00</b>	<b>0.00</b>	<b>4,776.00</b>	<b>0%</b>	<b>0%</b>
<b>BUS DEPRECIATION</b>							
421-320000	BEGINNING BALANCE	138,372.00CR	0.00	0.00	138,372.00CR	0%	0%
421-431200	TRANSPORTATION DEPRECIATION REV	0.00	0.00	0.00	0.00	0%	0%
421-460000	TRANSFER FROM GENERAL FUND	26,927.00CR	0.00	26,927.00CR	0.00	0%	100%
	<b>TOTAL REVENUE</b>	<b>165,299.00CR</b>	<b>0.00</b>	<b>26,927.00CR</b>	<b>138,372.00CR</b>	<b>0%</b>	<b>16%</b>
421-681500	BUS PURCHASE	165,299.00	0.00	0.00	165,299.00	0%	0%
	<b>TOTAL EXPENDITURES</b>	<b>165,299.00</b>	<b>0.00</b>	<b>0.00</b>	<b>165,299.00</b>	<b>0%</b>	<b>0%</b>

ACCT #	ACCT NAME	BUDGETED	MTD ACTIVITY	YTD ACTIVITY	BALANCE	MTD%	YTD%
SCHOOL DISTRICT FACILITIES FUND							
435-320000	BEGINNING BALANCE	95,545.00CR	0.00	0.00	95,545.00CR	0%	0%
435-415000	INTEREST REVENUE	15,000.00CR	1,584.72CR	15,597.77CR	597.77	11%	104%
435-431900	STATE SDFP REVENUE	401,383.00CR	0.00	401,383.00CR	0.00	0%	100%
	TOTAL REVENUE	511,928.00CR	1,584.72CR	416,980.77CR	94,947.23CR	0%	81%
SCHOOL MODERNIZATION FACILITIES FUND							
436-320000	BEGINNING BALANCE - SMFF	2,019,630.00CR	0.00	0.00	2,019,630.00CR	0%	0%
436-415000	INTEREST REVENUE	90,000.00CR	7,026.54CR	89,464.27CR	535.73CR	8%	99%
436-431900	SCHOOL MODERNIZATION FACILITIES REVENUE	0.00	0.00	551.88CR	551.88	0%	0%
	TOTAL REVENUE	2,109,630.00CR	7,026.54CR	90,016.15CR	2,019,613.85CR	0%	4%
436-664310	SMFF - PURCHASED SERVICES	500,000.00	0.00	0.00	500,000.00	0%	0%
436-664410	SMFF - SUPPLIES/MATERIALS	1,609,630.00	0.00	0.00	1,609,630.00	0%	0%
436-664550	SMFF - CAPITAL OUTLAY	0.00	0.00	47,166.90	( 47,166.90)	0%	0%
	TOTAL EXPENDITURES	2,109,630.00	0.00	47,166.90	2,062,463.10	0%	2%
STUDENT ACTIVITY FUND							
238-320000	BEGINNING BALANCE - BUDGET	85,000.00CR	0.00	0.00	85,000.00CR	0%	0%
238-417900	OTHER STUDENT REVENUES	250,000.00CR	0.00	0.00	250,000.00CR	0%	0%
	TOTAL REVENUE	335,000.00CR	0.00	0.00	335,000.00CR	0%	0%
238-740300	STUDENT ACTIVITY EXPENDITURES	335,000.00	0.00	0.00	335,000.00	0%	0%
	TOTAL EXPENDITURES	335,000.00	0.00	0.00	335,000.00	0%	0%
SCHOLARSHIP FUND							
700-320000	BEGINNING BALANCE - BUDGET	9,500.00CR	0.00	0.00	9,500.00CR	0%	0%
700-419900	OTHER LOCAL REVENUE - SCHOLARSHIP FUND	3,000.00CR	700.00CR	3,039.00CR	39.00	23%	101%
700-415000	INTEREST EARNINGS	0.00	25.71CR	377.93CR	377.93	0%	0%
	TOTAL REVENUE	12,500.00CR	725.71CR	3,416.93CR	9,083.07CR	6%	27%
700-740300	SCHOLARSHIPS AWARDED	12,500.00	0.00	2,044.82	10,455.18	0%	16%
	TOTAL EXPENDITURES	12,500.00	0.00	2,044.82	10,455.18	0%	16%

ACCT #	ACCT NAME	BEG BALANCE	MTD ACTIVITY	YTD BALANCE
<b>GENERAL FUND</b>				
100-111100	CASH IN BANK--GENERAL FUND	508,420.26	9,758.00	518,178.26
100-111109	PAYROLL CHECKING	0.00	0.00	0.00
100-111300	PETTY CASH	0.00	0.00	0.00
100-112100	INVESTMENTS--LGIP #1037	1,423,046.91	5,040.60	1,428,087.51
100-113100	TAXES RECEIVABLE	958.89	0.00	958.89
100-114100	STATE SUPPORT RECEIVABLE	0.00	0.00	0.00
100-114200	RECEIVABLE	577.44	0.00	577.44
100-114230	OTHER RECEIVABLE	844.84	0.00	844.84
	<b>TOTAL ASSETS</b>	<b>1,933,848.34</b>	<b>14,798.60</b>	<b>1,948,646.94</b>
=====				
100-211200	INTERFUND PAYABLE	0.00	0.00	0.00
100-213000	ACCOUNTS PAYABLE	0.00	67,833.16CR	67,833.16CR
100-217100	SALARIES PAYABLE	0.00	0.00	0.00
100-217200	BENEFITS PAYABLE	0.00	0.00	0.00
100-218350	SALES TAX PAYABLE - IDAHO	161.94CR	0.00	161.94CR
100-218351	WORKERS COMPENSATION PAYABLE	2,562.48CR	0.00	2,562.48CR
100-221100	DEFERRED REVENUES	1,057.98CR	0.00	1,057.98CR
100-320200	FUND BALANCE - GENERAL FUND	1,135,014.88CR	53,000.40	1,082,014.48CR
	<b>TOTAL LIABILITIES &amp; FUND BALANCE</b>	<b>1,138,797.28CR</b>	<b>14,832.76CR</b>	<b>1,153,630.04CR</b>
=====				
<b>GRANTS - NEZ PERCE TRIBE &amp; OTHERS</b>				
232-111100	CASH IN BANK-NPT GRANTS & OTHERS	5,670.50	0.00	5,670.50
232-112100	LGIP	60,853.87	195.57	61,049.44
232-114100	REVENUE RECEIVABLE	0.00	0.00	0.00
232-114200	INTERFUND RECEIVABLE	0.00	0.00	0.00
	<b>TOTAL ASSETS</b>	<b>66,524.37</b>	<b>195.57</b>	<b>66,719.94</b>
=====				
232-217100	SALARIES PAYABLE	0.00	0.00	0.00
232-217200	BENEFITS PAYABLE	0.00	0.00	0.00
232-213000	ACCOUNTS PAYABLE	200.00CR	3,880.84CR	4,080.84CR
232-320200	FUND BALANCE - FUND 232	104,330.45CR	3,685.27	100,645.18CR
	<b>TOTAL LIABILITIES &amp; FUND BALANCE</b>	<b>104,530.45CR</b>	<b>195.57CR</b>	<b>104,726.02CR</b>
=====				
<b>NEZPERCE TRIBE JOB SKILLS</b>				
235-111100	CASH IN BANK--NEZPERCE SPEC. SERV.	4,944.83	0.00	4,944.83
235-114100	REVENUE RECEIVABLE	0.00	0.00	0.00
	<b>TOTAL ASSETS</b>	<b>4,944.83</b>	<b>0.00</b>	<b>4,944.83</b>
=====				
235-213000	ACCOUNTS PAYABLE	0.00	0.00	0.00
235-217100	SALARIES PAYABLE	0.00	0.00	0.00
235-217200	BENEFITS PAYABLE	0.00	0.00	0.00
235-320200	FUND BALANCE- NEZPERCE TRIBE JOB SKILLS	4,944.83CR	0.00	4,944.83CR
	<b>TOTAL LIABILITIES &amp; FUND BALANCE</b>	<b>4,944.83CR</b>	<b>0.00</b>	<b>4,944.83CR</b>
=====				
<b>IDAHO CAREER READY STUDENTS GRANT</b>				
242-111100	CASH - ICRS	0.00	0.00	0.00
242-114200	RECEIVABLE	0.00	0.00	0.00
242-221000	DEFERRED REVENUE - ICRS	0.00	0.00	0.00
242-213000	ACCOUNTS PAYABLE - ICRS	0.00	0.00	0.00
242-320200	FUND BALANCE - ICRS	0.00	0.00	0.00
	<b>NET FUND BALANCE</b>	<b>0.00</b>	<b>0.00</b>	<b>0.00</b>
=====				
<b>STATE VOCATIONAL</b>				
243-111100	CASH IN BANK--STATE VOC ED.	27.35	0.00	27.35
243-114100	SUPPORT RECEIVABLE	0.00	0.00	0.00
243-114200	INTERFUND RECEIVABLE	0.00	0.00	0.00
	<b>TOTAL ASSETS</b>	<b>27.35</b>	<b>0.00</b>	<b>27.35</b>
=====				
243-211200	INTERFUND PAYABLES	0.00	0.00	0.00
243-213000	ACCOUNTS PAYABLE	0.00	0.00	0.00
243-217100	SALARIES PAYABLE	0.00	0.00	0.00
243-217200	BENEFITS PAYABLE	0.00	0.00	0.00
243-320200	FUND BALANCE - FUND 243	0.00	0.00	0.00
	<b>TOTAL LIABILITIES &amp; FUND BALANCE</b>	<b>0.00</b>	<b>0.00</b>	<b>0.00</b>
=====				

ACCT #	ACCT NAME	BEG BALANCE	MTD ACTIVITY	YTD BALANCE
SRO GRANT				
244-111100	CASH	19,028.77	0.00	19,028.77
244-114200	RECEIVABLE	0.00	0.00	0.00
244-213000	SRO GRANT ACCOUNTS PAYABLE	0.00	8,079.13CR	8,079.13CR
244-320200	SRO GRANT FUND BALANCE	10,949.64CR	8,079.13	2,870.51CR
	NET FUND BALANCE	8,079.13	0.00	8,079.13
STATE TECHNOLOGY				
245-111100	CASH - TECHNOLOGY	62,288.00	15,572.00	77,860.00
245-114000	RECEIVABLE	0.00	0.00	0.00
245-213000	ACCOUNTS PAYABLE - TECHNOLOGY	0.00	0.00	0.00
245-217100	SALARIES PAYABLE	0.00	0.00	0.00
245-217200	BENEFITS PAYABLE	0.00	0.00	0.00
245-320200	FUND BALANCE - TECHNOLOGY	0.00	15,572.00CR	15,572.00CR
	NET FUND BALANCE	62,288.00	0.00	62,288.00
SAFE & DRUG FREE SCHOOLS				
246-111100	CASH - SAFE & DRUG FREE SCHOOLS	3,831.00	0.00	3,831.00
246-114000	ASSISTANCE RECEIVABLE	0.00	0.00	0.00
246-213000	ACCOUNTS PAYABLE	0.00	0.00	0.00
246-320200	FUND BALANCE - SUBSTANCE ABUSE PREVENTION	0.00	0.00	0.00
	NET FUND BALANCE	3,831.00	0.00	3,831.00
CHAPTER I FUND				
251-111100	CASH IN BANK--TITLE I	0.00	0.00	0.00
251-114100	ASSISTANCE REC'BL--CHAPTER I	0.00	0.00	0.00
251-114200	INTERFUND RECEIVABLE	0.00	0.00	0.00
	TOTAL ASSETS	0.00	0.00	0.00
251-211200	INTERFUND PAYABLES	0.00	0.00	0.00
251-213000	ACCOUNTS PAYABLE	0.00	0.00	0.00
251-217100	CONTRACTS PAYABLE--CHAPTER I	0.00	0.00	0.00
251-217200	BENEFITS PAYABLE	0.00	0.00	0.00
251-221000	DEFERRED REVENUE	0.00	0.00	0.00
251-320200	FUND BALANCE - FUND 251	0.00	0.00	0.00
	TOTAL LIABILITIES & FUND BALANCE	0.00	0.00	0.00
PART B FUND				
257-111100	CASH IN BANK-- PART B	0.00	0.00	0.00
257-114100	REVENUE RECEIVABLE	0.00	0.00	0.00
257-114200	INTERFUND RECEIVABLE	0.00	0.00	0.00
	TOTAL ASSETS	0.00	0.00	0.00
257-211200	INTERFUND PAYABLES	0.00	0.00	0.00
257-213000	ACCOUNTS PAYABLE-- PART B	0.00	0.00	0.00
257-217100	CONTRACTS PAYABLE	0.00	0.00	0.00
257-217200	BENEFITS PAYABLE	0.00	0.00	0.00
257-221000	DEFERRED REVENUE - PART B	0.00	0.00	0.00
257-320200	FUND BALANCE - FUND 257	0.00	0.00	0.00
	TOTAL LIABILITIES & FUND BALANCE	0.00	0.00	0.00
PART B PRESCHOOL				
258-111100	CASH IN BANK -- PART B PRE-SCHOOL	0.00	0.00	0.00
258-114100	ASSISTANCE RECEIVABLE	0.00	0.00	0.00
	TOTAL ASSETS	0.00	0.00	0.00
258-211200	INTERFUND PAYABLES	0.00	0.00	0.00
258-213000	PART B PRESCHOOL ACCOUNTS PAYABLE	0.00	0.00	0.00
258-217100	PART B PRESCHOOL SALARIES PAYABLE	0.00	0.00	0.00
258-217200	PART B PRESCHOOL BENEFITS PAYABLE	0.00	0.00	0.00
258-320200	FUND BALANCE - FUND 258	0.00	0.00	0.00
	TOTAL LIABILITIES & FUND BALANCE	0.00	0.00	0.00
MEDICAID FUND				
260-111100	CASH - MEDICAID FUND	197,746.75	0.00	197,746.75
260-111500	MEDICAID TRUST ACCOUNT	22,698.01	0.00	22,698.01
260-113100	MEDICAID RECEIVABLE	0.00	0.00	0.00

(Rprt: 01 - MAIN; Dates: 00/00/00-06/30/26; PRINT: 06/10/26 2:41:01 PM)

ACCT #	ACCT NAME	BEG BALANCE	MTD ACTIVITY	YTD BALANCE
	TOTAL ASSETS	220,444.76	0.00	220,444.76
		=====	=====	=====
260-211200	INTERFUND PAYABLE	0.00	0.00	0.00
260-213000	ACCOUNTS PAYABLE	0.00	2,969.06CR	2,969.06CR
260-320200	FUND BALANCE - MEDICAID FUND	0.00	2,969.06	2,969.06
		-----	-----	-----
	TOTAL LIABILITIES & FUND BALANCE	0.00	0.00	0.00
		=====	=====	=====
	TITLE IV-A ESSA STUDENT SUPPORT			
261-111100	TITLE IV-A CASH	4,428.44CR	0.00	4,428.44CR
261-114200	TITLE IV-A RECEIVABLE	4,428.44	0.00	4,428.44
		-----	-----	-----
	TOTAL ASSETS	0.00	0.00	0.00
		=====	=====	=====
261-213000	ACCOUNTS PAYABLE - TITLE IV-A	0.00	0.00	0.00
261-217100	SALARIES PAYABLE	0.00	0.00	0.00
261-217200	BENEFITS PAYABLE	0.00	0.00	0.00
261-221000	DEFERRED REVENUE	0.00	0.00	0.00
261-320200	FUND BALANCE - TITLE IV-A	0.00	0.00	0.00
		-----	-----	-----
	TOTAL LIABILITIES & FUND BALANCE	0.00	0.00	0.00
		=====	=====	=====

ACCT #	ACCT NAME	BEG BALANCE	MTD ACTIVITY	YTD BALANCE
<b>REAP</b>				
262-111100	CASH IN BANK--REAP GRANT	2,758.99	0.00	2,758.99
262-114100	ASSISTANCE RECEIVABLE	0.00	0.00	0.00
	<b>TOTAL ASSETS</b>	<b>2,758.99</b>	<b>0.00</b>	<b>2,758.99</b>
<b>REAP</b>				
262-213000	ACCOUNTS PAYABLE	0.00	0.00	0.00
262-217100	SALARIES PAYABLE	0.00	0.00	0.00
262-217200	BENEFITS PAYABLE	0.00	0.00	0.00
262-320200	FUND BALANCE - REAP	0.00	0.00	0.00
	<b>TOTAL LIABILITIES &amp; FUND BALANCE</b>	<b>0.00</b>	<b>0.00</b>	<b>0.00</b>
<b>RESTRAINT &amp; SECLUSION GRANT</b>				
265-111100	CASH	0.00	0.00	0.00
265-114200	RECEIVABLE	0.00	0.00	0.00
265-213000	ACCOUNTS PAYABLE	0.00	0.00	0.00
265-320200	FUND BALANCE	0.00	0.00	0.00
	<b>NET FUND BALANCE</b>	<b>0.00</b>	<b>0.00</b>	<b>0.00</b>
<b>T I T L E VI-A INDIAN EDUCATION</b>				
267-111100	CASH IN BANK--TITLE VI-A	0.00	0.00	0.00
267-114100	REVENUE RECEIVABLE -- TITLE VI-A	0.00	0.00	0.00
	<b>TOTAL ASSETS</b>	<b>0.00</b>	<b>0.00</b>	<b>0.00</b>
267-211200	INTERFUND PAYABLE	0.00	0.00	0.00
267-213000	ACCOUNTS PAYABLE--TITLE VI-A	0.00	4,413.20CR	4,413.20CR
267-217100	CONTRACTS PAYABLE--TITLE VI-A	0.00	0.00	0.00
267-217200	BENEFITS PAYABLE - TITLE-VI-A	0.00	0.00	0.00
267-320200	FUND BALANCE - TITLE VI-A	0.00	4,413.20	4,413.20
	<b>TOTAL LIABILITIES &amp; FUND BALANCE</b>	<b>0.00</b>	<b>0.00</b>	<b>0.00</b>
<b>J O M F U N D</b>				
269-111100	CASH IN BANK--JOM	1,705.12	0.00	1,705.12
269-112100	INVESTMENTS - LGIP #2714	50,222.28	161.40	50,383.68
269-114100	ASSISTANCE REC'BL--JOM	0.00	0.00	0.00
269-114200	INTERFUND RECEIVABLE	0.00	0.00	0.00
	<b>TOTAL ASSETS</b>	<b>51,927.40</b>	<b>161.40</b>	<b>52,088.80</b>
269-213000	ACCOUNTS PAYABLE -- J O M	0.00	559.60CR	559.60CR
269-217100	CONTRACTS PAYABLE--JOM	0.00	0.00	0.00
269-217200	BENEFITS PAYABLE	0.00	0.00	0.00
269-320200	FUND BALANCE - JOM	0.00	398.20	398.20
	<b>TOTAL LIABILITIES &amp; FUND BALANCE</b>	<b>0.00</b>	<b>161.40CR</b>	<b>161.40CR</b>
<b>T I T L E IIA IMPV TEACH QUALITY</b>				
271-111100	CASH IN BANK--TITLE II IMPV T QUAL	321.24CR	321.24	0.00
271-114000	RECEIVABLE--TITLE II	0.00	0.00	0.00
	<b>TOTAL ASSETS</b>	<b>321.24CR</b>	<b>321.24</b>	<b>0.00</b>
271-211200	INTERFUND PAYABLE	0.00	0.00	0.00
271-213000	ACCOUNTS PAYABLE--TITLE II	0.00	2,056.18CR	2,056.18CR
271-217100	SALARIES PAYABLE	0.00	0.00	0.00
271-217200	BENEFITS PAYABLE	0.00	0.00	0.00
271-221000	DEFERRED REVENUE	0.00	0.00	0.00
271-320200	FUND BALANCE - TITLE II-A	0.00	1,734.94	1,734.94
	<b>TOTAL LIABILITIES &amp; FUND BALANCE</b>	<b>0.00</b>	<b>321.24CR</b>	<b>321.24CR</b>

ACCT #	ACCT NAME	BEG BALANCE	MTD ACTIVITY	YTD BALANCE
ACCOUNTS PAYABLE				
100-213000	ACCOUNTS PAYABLE	0.00	67,833.16CR	67,833.16CR
232-213000	ACCOUNTS PAYABLE	200.00CR	3,880.84CR	4,080.84CR
235-213000	ACCOUNTS PAYABLE	0.00	0.00	0.00
242-213000	ACCOUNTS PAYABLE - ICRS	0.00	0.00	0.00
243-213000	ACCOUNTS PAYABLE	0.00	0.00	0.00
244-213000	SRO GRANT ACCOUNTS PAYABLE	0.00	8,079.13CR	8,079.13CR
245-213000	ACCOUNTS PAYABLE - TECHNOLOGY	0.00	0.00	0.00
246-213000	ACCOUNTS PAYABLE	0.00	0.00	0.00
251-213000	ACCOUNTS PAYABLE	0.00	0.00	0.00
252-213000	ACCOUNTS PAYABLE - ESSER	0.00	0.00	0.00
254-213000	ACCOUNTS PAYABLE - ESSERF II	0.00	0.00	0.00
257-213000	ACCOUNTS PAYABLE-- PART B	0.00	0.00	0.00
258-213000	PART B PRESCHOOL ACCOUNTS PAYABLE	0.00	0.00	0.00
260-213000	ACCOUNTS PAYABLE	0.00	2,969.06CR	2,969.06CR
261-213000	ACCOUNTS PAYABLE - TITLE IV-A	0.00	0.00	0.00
265-213000	ACCOUNTS PAYABLE	0.00	0.00	0.00
267-213000	ACCOUNTS PAYABLE--TITLE VI-A	0.00	4,413.20CR	4,413.20CR
269-213000	ACCOUNTS PAYABLE -- J O M	0.00	559.60CR	559.60CR
271-213000	ACCOUNTS PAYABLE--TITLE II	0.00	2,056.18CR	2,056.18CR
273-213000	ACCOUNTS PAYABLE - 21ST CLCC	0.00	740.35CR	740.35CR
278-213000	ACCOUNTS PAYABLE	0.00	0.00	0.00
288-213000	ACCOUNTS PAYABLE	0.00	3,665.98CR	3,665.98CR
290-213000	ACCOUNTS PAYABLE	0.00	12,859.06CR	12,859.06CR
310-213000	ACCOUNTS PAYABLE	0.00	0.00	0.00
435-213000	A/P - SDFP	0.00	3,965.50CR	3,965.50CR
436-213000	ACCOUNTS PAYABLE - SMFF	0.00	0.00	0.00

ACCOUNTS PAYABLE	200.00CR	111,022.06CR	111,222.06CR
------------------	----------	--------------	--------------

CASH IN BANK

100-111100	CASH IN BANK--GENERAL FUND	508,420.26	9,758.00	518,178.26
232-111100	CASH IN BANK-NPT GRANTS & OTHERS	5,670.50	0.00	5,670.50
235-111100	CASH IN BANK--NEZPERCE SPEC. SERV.	4,944.83	0.00	4,944.83
242-111100	CASH - ICRS	0.00	0.00	0.00
243-111100	CASH IN BANK--STATE VOC ED.	27.35	0.00	27.35
244-111100	CASH	19,028.77	0.00	19,028.77
245-111100	CASH - TECHNOLOGY	62,288.00	15,572.00	77,860.00
246-111100	CASH - SAFE & DRUG FREE SCHOOLS	3,831.00	0.00	3,831.00
251-111100	CASH IN BANK--TITLE I	0.00	0.00	0.00
252-111100	CASH - ESSER	0.00	0.00	0.00
254-111100	CASH - ESSERF II FUND	0.00	0.00	0.00
257-111100	CASH IN BANK-- PART B	0.00	0.00	0.00
258-111100	CASH IN BANK -- PART B PRE-SCHOOL	0.00	0.00	0.00
259-111100	CASH - ARPA IDEA PART B	0.00	0.00	0.00
260-111100	CASH - MEDICAID FUND	197,746.75	0.00	197,746.75
261-111100	TITLE IV-A CASH	4,428.44CR	0.00	4,428.44CR
262-111100	CASH IN BANK--REAP GRANT	2,758.99	0.00	2,758.99
265-111100	CASH	0.00	0.00	0.00
267-111100	CASH IN BANK--TITLE VI-A	0.00	0.00	0.00
269-111100	CASH IN BANK--JOM	1,705.12	0.00	1,705.12
271-111100	CASH IN BANK--TITLE II IMPV T QUAL	321.24CR	321.24	0.00
273-111100	CASH - 21ST CENTURY LEARNING CENTER	20,834.70CR	12,336.10	8,498.60CR
278-111100	CASH IN BANK--GEAR-UP GRANT	2,552.28CR	4,198.75	1,646.47
288-111100	CASH	0.00	0.00	0.00
290-111100	CASH IN BANK -- FOOD SERVICE	33,253.67CR	0.00	33,253.67CR
310-111100	CASH IN BANK--BOND INT./REDEMP. FD	4,455.49	0.00	4,455.49
421-111100	CASH IN BANK--BUS DEPRECIATION	165,299.00	0.00	165,299.00
435-111100	CASH - SDFP	3,921.84	0.00	3,921.84
436-111100	CASH - SMFF	0.00	0.00	0.00
700-111100	CASH IN BANK -- SCHOLARSHIP FUND	400.00	700.00	1,100.00
TOTAL CASH IN BANK		919,107.57	42,886.09	961,993.66

ACCT #	ACCT NAME	BEG BALANCE	MTD ACTIVITY	YTD BALANCE
<b>21st CENTURY COMMUNITY LEARNING CENTER</b>				
273-111100	CASH - 21ST CENTURY LEARNING CENTER	20,834.70CR	12,336.10	8,498.60CR
273-114000	RECEIVABLE - 21ST CENTURY LEARNING CENTER	0.00	0.00	0.00
	<b>TOTAL ASSETS</b>	<b>20,834.70CR</b>	<b>12,336.10</b>	<b>8,498.60CR</b>
273-211200	INTERFUND PAYABLE	0.00	0.00	0.00
273-213000	ACCOUNTS PAYABLE - 21ST CLCC	0.00	740.35CR	740.35CR
273-217100	SALARIES PAYABLE	0.00	0.00	0.00
273-217200	BENEFITS PAYABLE	0.00	0.00	0.00
273-221000	DEFERRED REVENUE	0.00	0.00	0.00
273-320200	FUND BALANCE - 21ST CENTURY LEARNING CENTER	0.00	11,595.75CR	11,595.75CR
	<b>TOTAL LIABILITIES &amp; FUND BALANCE</b>	<b>0.00</b>	<b>12,336.10CR</b>	<b>12,336.10CR</b>
<b>GEAR - UP GRANT</b>				
278-111100	CASH IN BANK--GEAR-UP GRANT	2,552.28CR	4,198.75	1,646.47
278-114000	REVENUE RECEIVABLE	0.00	0.00	0.00
	<b>TOTAL ASSETS</b>	<b>2,552.28CR</b>	<b>4,198.75</b>	<b>1,646.47</b>
278-211200	INTERFUND PAYABLE	0.00	0.00	0.00
278-213000	ACCOUNTS PAYABLE	0.00	0.00	0.00
278-217100	SALARIES PAYABLE	0.00	0.00	0.00
278-217200	BENEFITS PAYABLE	0.00	0.00	0.00
278-221000	DEFERRED REVENUE	0.00	0.00	0.00
278-320200	FUND BALANCE - GEAR UP GRANT	0.00	4,198.75CR	4,198.75CR
	<b>TOTAL LIABILITIES &amp; FUND BALANCE</b>	<b>0.00</b>	<b>4,198.75CR</b>	<b>4,198.75CR</b>
<b>COPS GRANT</b>				
288-111100	CASH	0.00	0.00	0.00
288-114200	RECEIVABLE	0.00	0.00	0.00
288-213000	ACCOUNTS PAYABLE	0.00	3,665.98CR	3,665.98CR
288-320200	COPS GRANT FUND BALANCE	0.00	3,665.98	3,665.98
	<b>NET FUND BALANCE</b>	<b>0.00</b>	<b>0.00</b>	<b>0.00</b>
<b>CHILD NUTRITION</b>				
290-111100	CASH IN BANK -- FOOD SERVICE	33,253.67CR	0.00	33,253.67CR
290-112100	LGIP	0.00	0.00	0.00
290-111300	PETTY CASH	30.00	0.00	30.00
290-114200	INTERFUND RECEIVABLE	0.00	0.00	0.00
290-114500	REVENUE RECEIVABLE	0.00	0.00	0.00
	<b>TOTAL ASSETS</b>	<b>33,223.67CR</b>	<b>0.00</b>	<b>33,223.67CR</b>
290-211200	INTERFUND PAYABLE	0.00	0.00	0.00
290-213000	ACCOUNTS PAYABLE	0.00	12,859.06CR	12,859.06CR
290-217100	FOOD SERVICE SALARIES PAYABLE	0.00	0.00	0.00
290-217200	BENEFITS PAYABLE	0.00	0.00	0.00
290-221000	DEFERRED REVENUE	0.00	0.00	0.00
290-320200	FUND BALANCE - CHILD NUTRITION	0.00	12,859.06	12,859.06
	<b>TOTAL LIABILITIES &amp; FUND BALANCE</b>	<b>0.00</b>	<b>0.00</b>	<b>0.00</b>

ACCT #	ACCT NAME	BEG BALANCE	MTD ACTIVITY	YTD BALANCE
<b>BOND INT./REDEMP. FUND</b>				
310-111100	CASH IN BANK--BOND INT./REDEMP. FD	4,455.49	0.00	4,455.49
310-112100	INVESTMENTS--BIR FUND #2770	0.00	0.00	0.00
310-113100	TAXES RECEIVABLE--NEZ PERCE CO.	1,080.76	0.00	1,080.76
310-114000	REVENUE RECEIVABLE	0.00	0.00	0.00
310-114101	INTEREST RECEIVABLE	0.00	0.00	0.00
	<b>TOTAL ASSETS</b>	<b>5,536.25</b>	<b>0.00</b>	<b>5,536.25</b>
<b>BOND INT./REDEMP. FUND</b>				
310-211200	INTERFUND PAYABLE	0.00	0.00	0.00
310-213000	ACCOUNTS PAYABLE	0.00	0.00	0.00
310-216100	BONDS PAYABLE	0.00	0.00	0.00
310-221000	DEFERRED REVENUES--NEZ PERCE CO.	1,080.75CR	0.00	1,080.75CR
310-320200	FUND BALANCE - BOND REDEMPTION FUND	3,375.61CR	0.00	3,375.61CR
	<b>TOTAL LIABILITIES &amp; FUND BALANCE</b>	<b>4,456.36CR</b>	<b>0.00</b>	<b>4,456.36CR</b>
<b>BUS DEPRECIATION</b>				
421-111100	CASH IN BANK--BUS DEPRECIATION	165,299.00	0.00	165,299.00
421-114000	REVENUE RECEIVABLE	0.00	0.00	0.00
421-114101	INTEREST RECEIVABLE	0.00	0.00	0.00
421-114200	INTERFUND RECEIVABLE	0.00	0.00	0.00
	<b>TOTAL ASSETS</b>	<b>165,299.00</b>	<b>0.00</b>	<b>165,299.00</b>
<b>BUS DEPRECIATION</b>				
421-211200	INTERFUND PAYABLE	0.00	0.00	0.00
421-213000	ACCOUNTS PAYABLE--BUS DEP	0.00	0.00	0.00
421-320200	FUND BALANCE - BUS DEPRECIATION	138,372.00CR	0.00	138,372.00CR
	<b>TOTAL LIABILITIES &amp; FUND BALANCE</b>	<b>138,372.00CR</b>	<b>0.00</b>	<b>138,372.00CR</b>
<b>SCHOOL DISTRICT FACILITIES FUND</b>				
435-111100	CASH - SDFF	3,921.84	0.00	3,921.84
435-112100	LGIP - SDFF #1210	455,650.56	1,584.72	457,235.28
435-114000	RECEIVABLE - SDFF	0.00	0.00	0.00
435-213000	A/P - SDFF	0.00	3,965.50CR	3,965.50CR
435-320200	FUND BALANCE - SDFF	95,545.14CR	2,380.78	93,164.36CR
	<b>NET FUND BALANCE</b>	<b>364,027.26</b>	<b>0.00</b>	<b>364,027.26</b>
<b>SCHOOL MODERNIZATION FACILITIES FUND</b>				
436-111100	CASH - SMFF	0.00	0.00	0.00
436-112100	LGIP - SMFF	2,055,451.73	7,026.54	2,062,478.27
436-114100	RECEIVABLE	0.00	0.00	0.00
436-213000	ACCOUNTS PAYABLE - SMFF	0.00	0.00	0.00
436-320200	FUND BALANCE - SMFF	2,019,629.02CR	7,026.54CR	2,026,655.56CR
	<b>NET FUND BALANCE</b>	<b>35,822.71</b>	<b>0.00</b>	<b>35,822.71</b>
<b>SCHOLARSHIP FUND</b>				
700-111100	CASH IN BANK -- SCHOLARSHIP FUND	400.00	700.00	1,100.00
700-112010	INV-- T.HIGHEAGLE-JOHNSON #1209	1,237.45	3.98	1,241.43
700-112015	INVESTMENTS -- MICHAEL BISBEE III #1502	147.92	0.00	147.92
700-112020	INVESTMENTS -- D HIGHEAGLE #1208	500.00	0.52	500.52
700-112025	INVESTMENTS-GENERAL SCHOLARSHIP #1503	253.29	0.81	254.10
700-112040	INVESTMENTS--JEFF WILSON #2713	702.19	2.26	704.45
700-112050	INVESTMENTS--G. LEIGHTON #2715	3,904.57	12.55	3,917.12
700-112060	INVESTMENTS--ALEC REUBEN #3119	628.86	2.02	630.88
700-112055	ROBERT SOBOTTA Sr. MEMORIAL SCHOLARSHIP	1,443.93	3.09	1,447.02
700-112075	LGIP - HELEN COLEMAN #1269	909.54	0.48	910.02
700-114000	REVENUE RECEIVABLE	0.00	0.00	0.00
700-114100	INTEREST RECEIVABLE	0.00	0.00	0.00
	<b>TOTAL ASSETS</b>	<b>10,127.75</b>	<b>725.71</b>	<b>10,853.46</b>
<b>SCHOLARSHIP FUND</b>				
700-213000	ACCOUNTS PAYABLE	0.00	0.00	0.00
700-320200	FUND BALANCE - SCHOLARSHIP FUND	9,481.35CR	725.71CR	10,207.06CR
	<b>TOTAL LIABILITIES &amp; FUND BALANCE</b>	<b>9,481.35CR</b>	<b>725.71CR</b>	<b>10,207.06CR</b>

VEND #	ACCOUNT	DEPT	DATE	PO #	INVOICE	DESCRIPTION	BC	DP	MO-YR	AMOUNT
001010	267-515381	000000	06/15/26	H26894	UNITY CONF.	PER DIEM 07/09-07/15 OKLAHOMA	1	N	06-2026	401.20
	**SUB-TOTAL: ALBERT PENNEY									401.20
001310	100-623411	000000	06/15/26	T26784	1NHV-JXVH-JCMG	SECURITY CAMERAS STORAGE	1	N	06-2026	289.99
001310	100-623412	000000	06/15/26	T26784	1NHV-JXVH-JCMG	SECURITY CAMERAS STORAGE	1	N	06-2026	289.99
001310	100-623411	000000	06/15/26	T26784	1Q1X-PMDP-P3R9	SECURITY CAMERAS STORAGE	1	N	06-2026	434.99
001310	100-623412	000000	06/15/26	T26784	1Q1X-PMDP-P3R9	SECURITY CAMERAS STORAGE	1	N	06-2026	434.98
001310	100-515413	000000	06/15/26	H26823	1XGT-FGJD-M3DJ	M. SIDENER SCIENCE SUPPLIES	1	N	06-2026	116.59
001310	100-515413	000000	06/15/26	H26823	1YTD-QD11-13N3	M. SIDENER SCIENCE SUPPLIES	1	N	06-2026	11.25
001310	100-622410	000000	06/15/26	E26830	13DC-R4XQ-DMKQ	STORAGE BINS FOR LIBRARY	1	N	06-2026	287.87
001310	100-512411	000000	06/15/26	E26829	1NMW-N6V1-NLM6	K.HILLMAN CLASSROOM SUPPLIES	1	N	06-2026	154.98
001310	273-512400	000000	06/15/26	E26811	1JVQ-RX16-3VR4	READING BOOKS	1	N	06-2026	69.00
001310	100-515413	000000	06/15/26	H26842	11LX-6KQD-H17D	872-PBIS INCENTIVES	1	N	06-2026	100.67
001310	100-515413	000000	06/15/26	H26842	1DXV-P3JT-9H6T	872-PBIS INCENTIVES	1	N	06-2026	256.95
001310	100-515410	000000	06/15/26	H26849	1NWK-XGHH-KRPG	ROBOTICS AND ENGINEERING MOTORS (E	1	N	06-2026	41.98
001310	100-512411	000000	06/15/26	E26829	1JMN-H37L-FJMN	K.HILLMAN CLASSROOM SUPPLIES	1	N	06-2026	17.42
001310	100-515410	000000	06/15/26	H26849	1MD9-C4C9-GNLV	ROBOTICS AND ENGINEERING MOTORS (E	1	N	06-2026	174.95
001310	100-515410	000000	06/15/26	H26849	1QGG-9TJ4-MGDJ	ROBOTICS AND ENGINEERING MOTORS (E	1	N	06-2026	69.98
001310	100-512411	000000	06/15/26	H26865	1TXC-VP4K-RLX4	N.BLYLEVEN SPLASH TOWER	1	N	06-2026	198.99
001310	232-515417	000000	06/15/26	E26862	1H94-VQGD-W1CF	IPAD, KEYBOARD, AND VOICE RECORDER	1	N	06-2026	1,774.20
001310	100-512411	000000	06/15/26	E26864	1Q3C-QQY7-XKPX	D.MELTON PLAYDAY SUPPLIES	1	N	06-2026	200.00
001310	100-512410	000000	06/15/26	E26864	1Q3C-QQY7-XKPX	PLAYDAY SUPPLIES	1	N	06-2026	38.16
001310	100-623411	000000	06/15/26	T26866	13V6-41YQ-9KFQ	COMPUTER PARTS	1	N	06-2026	355.46
001310	100-623412	000000	06/15/26	T26866	13V6-41YQ-9KFQ	COMPUTER PARTS	1	N	06-2026	355.45
001310	100-512413	000000	06/15/26	E26872	1QY7-99XK-HLT7	EPIC BOOKS	1	N	06-2026	940.66
	**SUB-TOTAL: AMAZON CAPITAL SERVICES, INC.									6,614.51
001600	100-632390	000000	06/15/26	000000	106193	PROFESSIONAL LEGAL SERVICES	1	N	06-2026	294.00
	**SUB-TOTAL: ANDERSON, JULIAN & HULL, LLP									294.00
001920	100-515413	000000	06/08/26	D26632	58795	UNDERAGE DRINKING STICKER SHOCK C.	1	N	06-2026	935.34
	**SUB-TOTAL: ART BEAT INC.									935.34
002131	100-651311	000000	06/15/26	000000	2926	ADMIN FEE	1	N	06-2026	2,713.49
	**SUB-TOTAL: ASSETWORKS RISK MANAGEMENT									2,713.49
002420	100-661330	000000	06/10/26	000000	59080200000	ELECTRIC - CABINET SHOP	1	N	06-2026	28.40
002420	100-661330	000000	06/10/26	000000	59080200000	ELECTRIC - HS TRACK	1	N	06-2026	714.40
002420	100-661330	000000	06/10/26	000000	59080200000	ELECTRIC - TRACK LIGHTS	1	N	06-2026	27.37
002420	100-661330	000000	06/10/26	000000	59080200000	ELECTRIC - ES	1	N	06-2026	3,202.72
002420	100-681319	000000	06/10/26	000000	59080200000	ELECTRIC - BUS SHOP	1	N	06-2026	161.71
002420	100-661330	000000	06/10/26	000000	59080200000	ELECTRIC - STORAGE TECH	1	N	06-2026	72.55
002420	100-661330	000000	06/10/26	000000	59080200000	ELECTRIC - MS/HS	1	N	06-2026	5,334.37
002420	100-661330	000000	06/10/26	000000	59080200000	ELECTRIC - AG SHOP	1	N	06-2026	123.19
002420	100-661330	000000	06/10/26	000000	59080200000	ELECTRIC - MS SIGN	1	N	06-2026	85.05
	**SUB-TOTAL: AVISTA UTILITIES									9,749.76
002575	100-621410	000000	06/10/26	D26803	COSTCO	TEACHER APPRECIATION WEEK SIDE	1	N	06-2026	97.45
002575	232-515316	000000	06/10/26	H26814	COSCTO	STUDENT CONSUMABLES	1	N	06-2026	434.27
002575	232-515315	000000	06/10/26	H26843	WALMART	GRADUATE GIFT CARDS	1	N	06-2026	396.59
002575	232-515315	000000	06/10/26	H26844	COSTCO	GRADUATE HONORING GIFTS	1	N	06-2026	159.30
002575	435-665550	000000	06/10/26	M26174	ID TIGHT WIRE FENCING	CHAIN LINK FENCING 2ND PAYMENT ID TIC	1	N	06-2026	3,965.50
002575	100-665410	000000	06/10/26	M26813	SITE ONE	FERTILIZER	1	N	06-2026	3,245.60
002575	100-515416	000000	06/10/26	D26056	CARDBOARDCUTOUTS.COM	CARDBOARD CUTOUTS	1	N	06-2026	919.91
002575	271-621380	000000	06/10/26	000000	ID STATE DEPT.ED	D.AIKEN IND. ED. SUMMIT REGISTRATION	1	N	06-2026	25.00
002575	271-621380	000000	06/10/26	000000	DELTA	AIRFARE D.AIKEN POCATELLO 06/09-06-13	1	N	06-2026	486.40
002575	232-515320	000000	06/10/26	D26836	WALMART	ATTENDANCE CELEBRATION	1	N	06-2026	41.80
002575	232-515320	000000	06/10/26	D26852	STAPLES	LABELS	1	N	06-2026	26.99
002575	232-515320	000000	06/10/26	D26841	LITTLE CAESARS	ATTENDANCE CELEBRATION	1	N	06-2026	45.00
002575	232-515320	000000	06/10/26	D26853	WALMART	ATTENDANCE CELEBRATION	1	N	06-2026	109.31
002575	232-515320	000000	06/10/26	D26853	VALLEY FOODS	ATTENDANCE CELEBRATION	1	N	06-2026	16.73
002575	271-621380	000000	06/10/26	000000	DAVENPORT GRAND	LODGING J.BECKER 04/28-05/01 PBIS SPO	1	N	06-2026	710.04
002575	271-621380	000000	06/10/26	000000	DAVENPORT GRAND	LODGING K.BATEMAN 04/28/05/01 PBIS SP	1	N	06-2026	710.04
002575	100-632410	000000	06/10/26	D26801	ALBERTSONS	DISTRICT/TEACHER APPRECIATION SIDES	1	N	06-2026	91.12
002575	100-632410	000000	06/10/26	D26802	JIMMYJOHNS	DISTRICT/TEACHER APPRECIATION	1	N	06-2026	751.50
002575	100-632410	000000	06/10/26	D26802	ALBERTSONS	DISTRICT/TEACHER APPRECIATION SIDES	1	N	06-2026	37.10
002575	273-512400	000000	06/10/26	E26812	FIRSTBOOK MARKET	21ST READING INCENTIVES	1	N	06-2026	671.35
002575	100-512413	000000	06/10/26	E26831	SHUTTERFLY	POSTERS	1	N	06-2026	19.38
002575	100-515411	000000	06/10/26	H26847	STAPLES.COM	B.CARPENTER CLASS SUPPLIES	1	N	06-2026	90.36
002575	100-515411	000000	06/10/26	H26847	STAPLES.COM	B.CARPENTER CLASS SUPPLIES	1	N	06-2026	29.99
002575	100-515413	000000	06/10/26	D26635	WALMART.COM	GIFT CARD UNDER AGE STICKER SHOCK	1	N	06-2026	31.99
002575	100-622412	000000	06/10/26	H26848	WAYFAIR	LIBRARY CHAIRS	1	N	06-2026	479.96
002575	100-632410	000000	06/10/26	H26851	STAPLES.COM	OFFICE SUPPLIES	1	N	06-2026	19.99
002575	100-641410	000000	06/10/26	H26851	STAPLES.COM	GRADUATION PAPER	1	N	06-2026	38.79
002575	269-515410	000000	06/10/26	H26860	BULK BOOKSTORE	THEY CALLED US ENEMY	1	N	06-2026	559.60
002575	100-512410	000000	06/10/26	E26855	WALMART.COM	BANDAIDS FOR OFFICE	1	N	06-2026	37.79
	**SUB-TOTAL: BANKCARD CENTER									14,248.85
003130	232-515412	000000	06/15/26	H26869	ORD#T3R05EWNV15X0	CULTURAL ACTIVITIES	1	N	06-2026	150.00
	**SUB-TOTAL: BLACK BISON LLC									150.00
003220	100-664312	000000	06/15/26	M26838	21100	TROUBLESHOOT AND REPAIR TICKETBOC	1	N	06-2026	482.00
003220	100-664312	000000	06/15/26	M26786	21101	MAINTENANCE SERVICE LIGHT REPAIR	1	N	06-2026	1,321.00
	**SUB-TOTAL: BLUE MOUNTAIN ELECTRIC									1,803.00
003240	100-632410	000000	06/15/26	E26850	S0812358	TABLECLOTHS ES RETIREMENT	1	N	06-2026	105.71
	**SUB-TOTAL: BLUE RIBBON LINEN SUPPLY, INC.									105.71
003960	100-616300	000000	06/15/26	000000	JUNE 1, 2026	PHYSICAL THERAPY	1	N	06-2026	2,088.00
	**SUB-TOTAL: BUILDING BLOCKS PEDIATRIC THERAPY									2,088.00
005400	100-661330	000000	06/15/26	000000	2.1882.01	STORAGE TECH. 05/01-05/30	1	N	06-2026	121.87
005400	100-661330	000000	06/15/26	000000	3.1571.01	ART & PE BLDG 05/01-05/30	1	N	06-2026	851.02
005400	100-661330	000000	06/15/26	000000	3.1575.01	H/M SCHOOL 05/01-05/30	1	N	06-2026	1,998.77

VEN#	ACCOUNT	DEPT	DATE	PO#	INVOICE	DESCRIPTION	BC	DP	MO-YR	AMOUNT
005400	100-661330	000000	06/15/26	000000	3.3075.01	AG BLDG. 05/01-05/30	1	N	06-2026	539.52
005400	100-661330	000000	06/15/26	000000	4.3145.01	ATHLETIC FIELD 05/01-05/30	1	N	06-2026	533.92
005400	100-661330	000000	06/15/26	000000	5.9970.01	ES. 05/01-05/30	1	N	06-2026	1,074.09
005400	100-681319	000000	06/15/26	000000	5.9982.01	BUS BARN 05/01-05/30	1	N	06-2026	381.23
**SUB-TOTAL: CITY OF LAPWAI										5,500.42
005440	100-661330	000000	06/15/26	M26498	373370	PROPANE 174.7 GALS AG SHOP	1	N	06-2026	235.85
005440	100-661330	000000	06/15/26	M26498	372547	PROPANE 151.1 GALS AG SHOP	1	N	06-2026	211.54
**SUB-TOTAL: CITYSERVICEVALCON										447.39
006268	288-623300	000000	06/15/26	D26716	325019	ELEM. CAFETERIA DOOR CONTROLLER	1	N	06-2026	1,857.02
**SUB-TOTAL: COMPUNET, INC.										1,857.02
007221	267-515381	000000	06/15/26	H26895	UNITY CONF.	PER DIEM 07/09-07/15 OKLAHOMA	1	N	06-2026	401.20
**SUB-TOTAL: DANTE DAVIS										401.20
008380	100-631410	000000	06/15/26	D26837	8185	SCHOOL BAORD MEETING DINNER	1	N	06-2026	68.50
**SUB-TOTAL: DONALDS RESTAURANT										68.50
008573	267-515381	000000	06/15/26	H26899	UNITY	PER DIEM 07/09-07/14 OKLAHOMA	1	N	06-2026	401.20
**SUB-TOTAL: DOUGLAS PAPPAN										401.20
009840	100-515413	000000	06/15/26	D26633	34078	LOCK YOUR LIQUOR WINDOW CLINGS	1	N	06-2026	3,072.88
**SUB-TOTAL: FASTSIGNS										3,072.88
011425	100-512322	000000	06/15/26	000000	AR420321	COPIES ES	1	N	06-2026	230.87
011425	100-515321	000000	06/15/26	000000	AR420322	COPIES MS/HS	1	N	06-2026	222.11
011425	100-632322	000000	06/15/26	000000	AR420320	COPIES B/W DO	1	N	06-2026	17.73
011425	100-632322	000000	06/15/26	000000	AR420320	COPIES COLOR DO	1	N	06-2026	83.79
**SUB-TOTAL: H & H, INC										554.50
011460	100-532410	000000	06/15/26	M26712	250473A-1	PORTABLE RESTROOM	1	N	06-2026	150.00
**SUB-TOTAL: HAHN RENTAL CENTER, INC										150.00
011900	100-665310	000000	06/15/26	M26516	16-0610	ANNUAL WEED CONTROL GROUNDS	1	N	06-2026	2,785.00
011900	100-664311	000000	06/15/26	M26516	16-0588	WEED CONTROL ES	1	N	06-2026	200.00
011900	100-664312	000000	06/15/26	M26516	16-0588	WEED CONTROL MS/HS	1	N	06-2026	200.00
**SUB-TOTAL: HAYDEN PEST CONTROL, LLC										3,185.00
011935	100-661410	000000	06/15/26	M26827	9249237130	CUSTODIAL SUPPLIES	1	N	06-2026	3,256.12
**SUB-TOTAL: HD SUPPLY										3,256.12
012566	267-515381	000000	06/15/26	H26898	UNITY CONF.	PER DIEM 07/09/07/14 OKLAHOMA	1	N	06-2026	401.20
**SUB-TOTAL: JARED MAREK JR.										401.20
012760	100-515411	000000	06/15/26	H26879	004256/1014032	C.KATUS CLASSROOM SUPPLIES	1	N	06-2026	199.44
**SUB-TOTAL: HOME DEPOT CREDIT SERVICES										199.44
013540	260-617350	000000	06/15/26	000000	MAY 2026	MEDICAID MATCH	1	N	06-2026	2,969.06
**SUB-TOTAL: IDAHO DEPT HEALTH & WELFARE										2,969.06
013580	232-515313	000000	05/27/26	H26856	341350-1	US HIST/ENG./KEYBOARDING	1	N	05-2026	200.00
**SUB-TOTAL: IDAHO DIGITAL LEARNING										200.00
013740	100-663319	000000	06/01/26	M24572	1248585	ANNUAL JAN-DEC WATER SUPPLY BUS B/	1	N	06-2026	34.16
**SUB-TOTAL: IDAHO ICE										34.16
013880	100-641411	000000	06/15/26	H26301	11402	DIPLOMA COVERS (15)	1	N	06-2026	129.90
013880	100-641411	000000	06/15/26	H26301	11402	DIPLOMAS (34)	1	N	06-2026	250.58
**SUB-TOTAL: IDAHO RECOGNITION PRODUCTS LLC										380.48
015362	267-515381	000000	06/15/26	H26892	UNITY CONF.	PER DIEM 07/09-07/15 OKLHOMA	1	N	06-2026	401.20
**SUB-TOTAL: JERARDI MCCORMACK										401.20
015960	271-621380	000000	06/15/26	000000	ID. IND. ED. SUMMIT	PER DIEM POCATELLO 06/10-06/12	1	N	06-2026	124.70
**SUB-TOTAL: JOSHUA NELLESEN										124.70
016320	288-623300	000000	06/15/26	D26061	060626	DOJ COPS GRANT ADMINISTRATION	1	Y	06-2026	1,808.96
016320	100-631310	000000	06/15/26	D26061	060626	DOJ COPS GRANT ADMINISTRATOR	1	Y	06-2026	531.04
016320	100-631310	000000	06/15/26	D26062	060626	GRANT WRITING AND ADMINISTRATOR	1	Y	06-2026	1,079.63
016320	100-515316	000000	06/15/26	D26063	060626	IODP FY 2026 SUPTRS BG DIRECTOR/GRA	1	Y	06-2026	645.31
016320	100-631310	000000	06/15/26	D26064	060626	SRO PROGRAM GRANT MANAGER	1	Y	06-2026	1,065.43
**SUB-TOTAL: EVANS ENTERPRISES										5,130.37
016971	267-515381	000000	06/15/26	H26889	UNITY CONF.	PER DIEM 07/09-07/14 OKLAHOMA	1	N	06-2026	401.20
**SUB-TOTAL: KODI GREENE										401.20
016972	267-515381	000000	06/15/26	H26893	UNITY CONF.	PER DIEM 07/09-07/15 OKLHOMA	1	N	06-2026	401.20
**SUB-TOTAL: KOEN SMISCON										401.20
018100	100-632390	000000	06/15/26	D26748	665517	EMPLOYMENT ADVERTISING	1	N	06-2026	134.40
018100	100-632390	000000	06/15/26	D26874	204903	BUDGET PUBLICATION	1	N	06-2026	173.20
**SUB-TOTAL: LEWISTON TRIBUNE										307.60
018710	267-515381	000000	06/15/26	H26891	UNITY CONF.	PER DIEM 07/09-07/15 OKLAHOMA	1	N	06-2026	401.20
**SUB-TOTAL: MADDEN BISBEE										401.20
019360	290-710412	000000	06/15/26	F26162	135391602	MILK	1	N	06-2026	290.87
019360	290-710412	000000	06/15/26	F26162	135391751	MILK	1	N	06-2026	396.06
019360	290-710412	000000	06/15/26	F26162	135391990	MILK	1	N	06-2026	369.06
019360	290-710412	000000	06/15/26	F26162	135392137	MILK	1	N	06-2026	147.48
019360	290-710412	000000	06/15/26	F26162	135392376	MILK	1	N	06-2026	350.69
**SUB-TOTAL: MEADOW GOLD DAIRIES, INC.										1,554.16

(VEND RNG: 000000-ZZZZZZ; DATE RNG: 00/00/00-99/99/99; ALL FUNDS; BANK CD: 1)

VEND #	ACCOUNT	DEPT	DATE	PO #	INVOICE	DESCRIPTION	BC	DP	MO-YR	AMOUNT
019731	100-664311	000000	06/15/26	000000	201307941	VALVE LEAK AND REPAIRED TUBING	1	N	06-2026	315.25
	**SUB-TOTAL: MIKE'S MECHANICAL SERVICE LLC									315.25
019940	232-515319	000000	06/15/26	H26845	05/21/26	GRADUATE GIFTS	1	N	06-2026	150.00
019940	232-515412	000000	06/15/26	H26868	06/03/26	SUMMER SCHOOL SUPPLIES	1	N	06-2026	357.50
	**SUB-TOTAL: MOCCASIN FLATS TRADING POST									507.50
021190	232-515412	000000	06/15/26	H26846	2031	SWEETGRASS	1	N	06-2026	150.00
	**SUB-TOTAL: NEZ PERCE TOURISM LLC									150.00
021240	244-667300	000000	06/15/26	D26067	060126	SRO SALARY AND BENEFITS	1	N	06-2026	8,079.13
	**SUB-TOTAL: NEZ PERCE TRIBAL POLICE DEPT.									8,079.13
021300	232-515412	000000	06/04/26	H26880	05/28/26	BRIGHT WHITE INK JET PAPER	1	N	06-2026	55.00
	**SUB-TOTAL: NEZ PERCE TRIBE									55.00
021340	100-681319	000000	06/15/26	000000	00285	SEWER-BUS BARN	1	N	06-2026	90.00
021340	100-661330	000000	06/15/26	000000	00282	SEWER-ES	1	N	06-2026	765.00
	**SUB-TOTAL: NEZ PERCE TRIBE -UTILITIES DIV									855.00
021720	100-521300	000000	06/15/26	000000	053102026	EDUCATION SERVICES	1	N	06-2026	8,815.00
	**SUB-TOTAL: NORTHWEST CHILDREN'S HOME, INC									8,815.00
021740	290-710413	000000	06/15/26	F26166	3482822	COMMODITIES	1	N	06-2026	69.60
021740	290-710413	000000	06/15/26	F26166	3482821	COMMODITIES	1	N	06-2026	43.50
021740	290-710411	000000	06/15/26	F26166	3485291	FOOD	1	N	06-2026	728.80
	**SUB-TOTAL: NORTHWEST DISTRIBUTION SERVICE									841.90
021780	100-515413	000000	06/15/26	D26632	44966	LOCK YOUR LIQUOR PLAQUES	1	N	06-2026	217.50
	**SUB-TOTAL: NORTHWEST ENGRAVING SERVICE									217.50
023100	100-632390	000000	06/15/26	000000	3322642105	QUARTERLY RENTAL	1	N	06-2026	190.20
	**SUB-TOTAL: PITNEY BOWES									190.20
023901	100-631310	000000	06/15/26	000000	MAY 31, 2026	AUDIT SERVICES PROGRESS BILLING	1	N	06-2026	3,575.00
	**SUB-TOTAL: QUEST CPAS PLLC									3,575.00
024222	267-515381	000000	06/15/26	H26896	UNITY CONF.	PER DIEM 07/09-07/14 OKLAHOMA	1	N	06-2026	401.20
	**SUB-TOTAL: RASHAWN HENRY									401.20
028480	100-664311	000000	06/15/26	M26035	36183	5 GALLON PAILS SWATCO, AQUICAR, BUS	1	N	06-2026	3,754.87
	**SUB-TOTAL: SWATCO									3,754.87
028520	290-710411	000000	06/15/26	F26160	321385307	FOOD FFVP	1	N	06-2026	433.43
028520	290-710411	000000	06/15/26	F26159	321385306	FOOD NSLP	1	N	06-2026	879.72
028520	290-710410	000000	06/15/26	F26159	321385306	NON FOOD NSLP	1	N	06-2026	332.75
028520	290-710411	000000	06/15/26	F26159	321385306	FOOD NSLP	1	N	06-2026	879.72
028520	290-710410	000000	06/15/26	F26159	321385306	NON FOOD NSLP	1	N	06-2026	332.75
	**SUB-TOTAL: SYSCO FOOD SERVICE, INC.									2,858.37
029430	267-515381	000000	06/15/26	H26890	UNITY CONF.	PER DIEM 07/09-07/15 OKLAHOMA	1	N	06-2026	401.20
	**SUB-TOTAL: TIANA WHEELER									401.20
030620	100-515413	000000	06/15/26	H26877	2-1-199225	PBIS INCENTIVES	1	N	06-2026	227.43
	**SUB-TOTAL: URM STORES, INC.									227.43
030680	290-710411	000000	06/15/26	F26156	4515400	FOOD	1	N	06-2026	1,273.95
030680	290-710410	000000	06/15/26	F26156	4515400	NON FOOD	1	N	06-2026	49.39
030680	290-710411	000000	06/15/26	F26156	4711429	FOOD	1	N	06-2026	1,171.46
030680	290-710411	000000	06/15/26	F26156	4711428	FOOD	1	N	06-2026	1,260.33
030680	290-710411	000000	06/15/26	F26156	4515399	FOOD	1	N	06-2026	1,875.56
030680	290-710410	000000	06/15/26	F26156	4515399	NON FOOD	1	N	06-2026	49.28
030680	290-710411	000000	06/15/26	F26156	4905049	FOOD	1	N	06-2026	967.75
030680	290-710411	000000	06/15/26	F26156	4905048	FOOD	1	N	06-2026	956.91
	**SUB-TOTAL: USF - SPOKANE									7,604.63
030780	232-515320	000000	06/10/26	D26867	03-916357	ATTENDANCE CELEBRATION SUPPLIES	1	N	06-2026	14.15
	**SUB-TOTAL: VALLEY FOODS									14.15
031600	100-512415	000000	06/15/26	E26096	05/28/26	CLAY FOR ART CLASS	1	N	06-2026	50.00
031600	100-512415	000000	06/15/26	E26096	05/28/26	CLAY	1	N	06-2026	105.00
031600	100-512415	000000	06/15/26	0E2609	05/28/26	PUGS (2)	1	N	06-2026	45.00
	**SUB-TOTAL: WENDT POTTERY									200.00
031692	100-515322	000000	06/15/26	000000	34668	SHREDDING SERVICES	1	N	06-2026	52.00
	**SUB-TOTAL: WESTERN RECYCLERS									52.00
032295	100-632333	000000	06/15/26	000000	V050396	SMARTVOICE DO	1	N	06-2026	68.02
032295	100-641323	000000	06/15/26	000000	V050396	SMARTVOICE ES	1	N	06-2026	260.00
032295	100-641323	000000	06/15/26	000000	V050396	SMARTVOICE MS/HS	1	N	06-2026	382.00
032295	100-632333	000000	06/15/26	000000	V050396	SMARTVOICE FEES	1	N	06-2026	30.48
032295	100-641323	000000	06/15/26	000000	V050396	SMARTVOICE FEES	1	N	06-2026	30.48
032295	100-641323	000000	06/15/26	000000	V050396	SMARTVOICE FEES	1	N	06-2026	30.49
	**SUB-TOTAL: ZAYO EDUCATION, LLC									801.47
168835	267-515381	000000	06/15/26	H26897	UNITY CONF.	PER DIEM 07/09-07/14 OKLAHOMA	1	N	06-2026	401.20
	**SUB-TOTAL: KEYON HENRY									401.20

\*\*\*GRAND TOTAL - VENDOR COUNT: 58

111,222.06

ACCT #	ACCT NAME	BEG BALANCE	MTD ACTIVITY	YTD BALANCE
ASSOCIATED STUDENT BODY FUND				
238-111100	CASH IN BANK-- ASB	88,520.10	14,294.35CR	74,225.75
238-111110	PETTY CASH	1,600.00	0.00	1,600.00
238-111120	CASH - ELEMENTARY ASB FUND	12,849.99	0.00	12,849.99
238-112100	LGIP - ASB FUND #3120	22,741.27	0.00	22,741.27
238-114200	RECEIVABLE	0.00	0.00	0.00
	TOTAL STUDENT BODY ASSETS	125,711.36	14,294.35CR	111,417.01
STUDENT BODY FUNDS				
238-213000	ACCOUNTS PAYABLE	0.00	0.00	0.00
238-218350	SALES TAX PAYABLE	506.89CR	506.89	0.00
238-223100	HIGH SCHOOL STUDENT BODY	24,947.04CR	4,208.61	20,738.43CR
238-223107	MIDDLE SCHOOL STUDENT BODY	2,864.49CR	59.28	2,805.21CR
238-223110	AT RISK FUND	406.56CR	0.00	406.56CR
238-223125	CONCESSIONS	9,437.22CR	0.00	9,437.22CR
ATHLETIC FUNDS				
238-223200	GENERAL ATHLETIC FUND	6,412.99CR	1,161.66	5,251.33CR
238-223201	FOOTBALL	737.32	0.00	737.32
238-223202	FOOTBALL FUNDRAISERS	308.10CR	0.00	308.10CR
238-223210	VOLLEYBALL	4,134.27CR	0.00	4,134.27CR
238-223211	VOLLEYBALL FUNDRAISERS	0.00	0.00	0.00
238-223220	GIRLS BASKETBALL	6,842.91CR	0.00	6,842.91CR
238-223221	GIRLS BASKETBALL FUNDRAISERS	4,715.26CR	0.00	4,715.26CR
238-223230	BOYS BASKETBALL	10,741.11CR	3,150.00	7,591.11CR
238-223231	BOYS BASKETBALL FUNDRAISERS	3,362.44CR	0.00	3,362.44CR
238-223240	TRACK	9,261.19CR	550.00	8,711.19CR
238-223250	CHEER	3,522.25CR	0.00	3,522.25CR
238-223260	SOFTBALL	1,011.71	0.00	1,011.71
238-223261	SOFTBALL FUNDRAISERS	107.86CR	0.00	107.86CR
238-223270	BASEBALL	2,918.58CR	0.00	2,918.58CR
238-223271	BASEBALL FUNDRAISERS	453.21CR	0.00	453.21CR
238-223280	GOLF	9,164.43CR	0.00	9,164.43CR
238-223285	WRESTLING	15,264.70	0.00	15,264.70
238-223286	WRESTLING FUNDRAISERS	5.78CR	0.00	5.78CR
CLASSES				
238-223400	STUDENT COUNCIL	315.04CR	0.00	315.04CR
238-223401	CLASS OF 2022	2,085.64CR	0.00	2,085.64CR
238-223402	CLASS OF 2023	0.00	0.00	0.00
238-223403	CLASS OF 2024	0.00	0.00	0.00
238-223404	CLASS OF 2025	0.00	0.00	0.00
238-223405	CLASS OF 2026	7,766.13CR	1,593.33	6,172.80CR
238-223407	CLASS OF 2027	1,219.54CR	0.00	1,219.54CR
238-223408	CLASS OF 2028	0.00	0.00	0.00
CLUBS				
238-223521	YEARBOOK	9,159.94	1,399.58	10,559.52
238-223523	DRAMA	4,902.88CR	0.00	4,902.88CR
238-223530	LIBRARY	619.29CR	0.00	619.29CR
238-223532	INDIAN CLUB	5,352.95CR	0.00	5,352.95CR
238-223533	BOOSTER CLUB	364.79CR	0.00	364.79CR
238-223534	HONOR SOCIETY	11.10CR	0.00	11.10CR
238-223536	PBIS PAWS STORE	588.40	0.00	588.40
238-223539	ROBOTICS	5.13	0.00	5.13
238-223540	FRENCH CLUB	0.00	0.00	0.00
238-223541	PEP CLUB	390.37CR	0.00	390.37CR
238-223547	FFA	6,763.18CR	0.00	6,763.18CR
238-223549	AISES CONFERENCE	2,125.58CR	0.00	2,125.58CR
238-223553	BAND-MUSIC	4,514.75CR	0.00	4,514.75CR
238-223555	NEZ PERCE LANGUAGE	165.92CR	0.00	165.92CR
238-223556	BPA	39.25CR	0.00	39.25CR
238-223560	SEL EDUCATION PROJECTS	328.67	0.00	328.67
238-223561	CAP AND GOWN	1,845.87CR	1,665.00	180.87CR
238-223562	MAPP	56.92CR	0.00	56.92CR
238-223564	CR-PLC INCENTIVE	463.96CR	0.00	463.96CR
238-223565	DRUG FREE SCHOOLS	841.50CR	0.00	841.50CR
238-223900	DUE TO STUDENT GROUPS	0.00	0.00	0.00
238-320200	FUND BALANCE	12,849.99CR	0.00	12,849.99CR
	TOTAL LIABILITIES & FUND BALANCE	125,711.36CR	14,294.35	111,417.01CR



**LAPWAI ELEMENTARY SCHOOL**  
LAPWAI SCHOOL DISTRICT #241  
Box 247  
Lapwai ID 83540  
(208) 843-2960/2952

To: Board of Trustees  
From: Teri Wagner  
Date: June 10, 2026  
RE: June Board Back-Up

### **Building Documents Attached**

- Attendance
- Family Contacts
- Faculty Meeting Agendas
- Professional Learning Agendas
- Building Goals-Results
- Discipline Data
- School Enrollment
- Financial Statements
  
- DRAFT Elementary School Handbook

### **Professional Learning Topics**

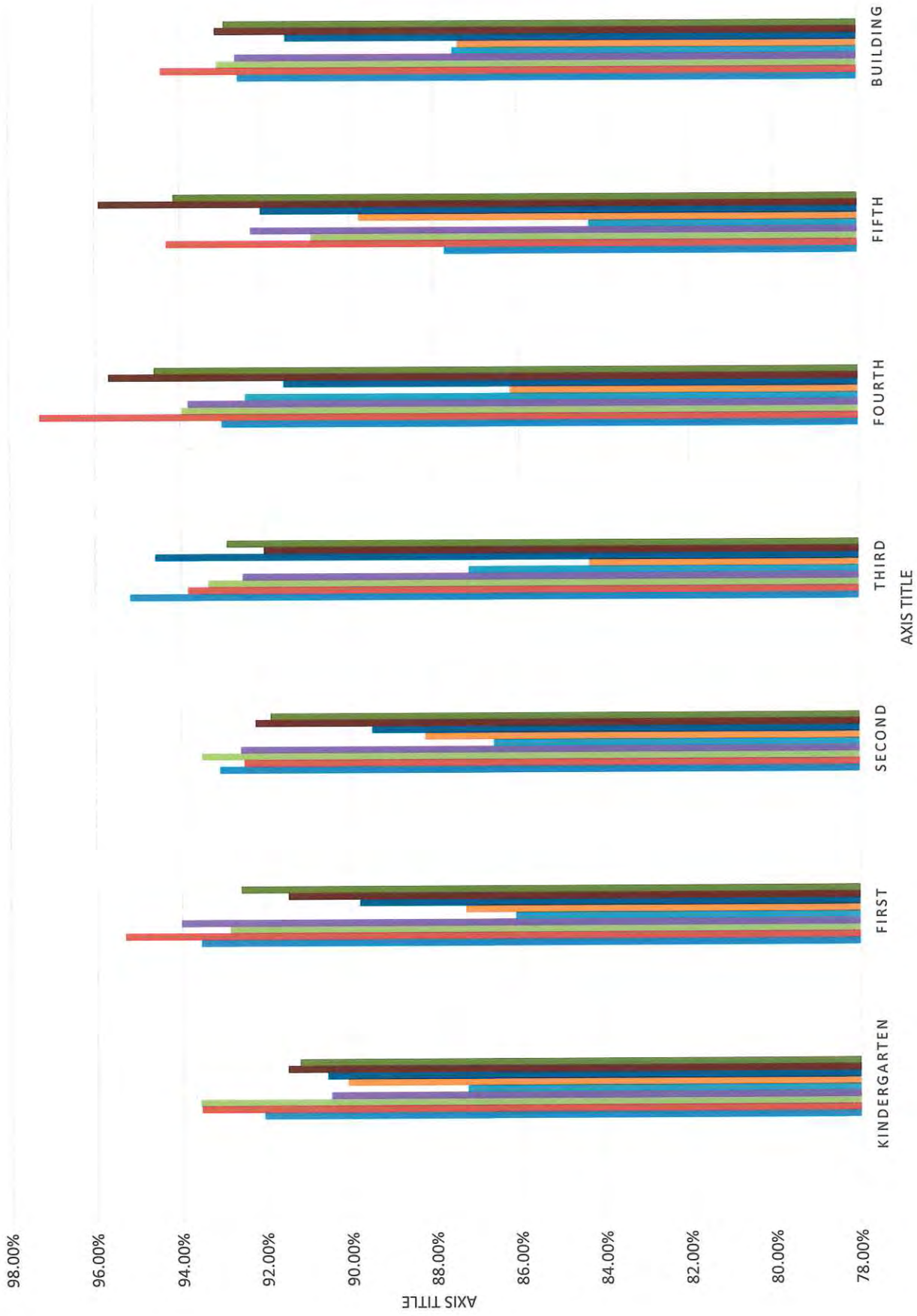
- Health and Safety
- Empowering Professional Learning Teams
- ECRI Intervention Training and Implementation
- ELA Curriculum Implementation
- *i-Ready* Math Implementation
- Summative Assessments- Data Analysis
- Intervention Collaboration, Planning, Goal Setting, and Implementation

### **Family/Community Involvement (Flyers Attached)**

- Play Day-Events Map-Attached
- Success Assemblies-List of Recipients Attached
- Mrs. Sliger, Mrs. Holland, Mrs. Dahl-Retirement Celebrations
- Nez Perce Language and Culture in Summer School-Flyer Attached
- Kindergarten Readiness Camp-Flyer Attached
- Summer Resources and Activities-Attached

*Together, we ensure all students will reach their full potential.*

*kiiye pecepelihniku' wapáyat'as mamáy'asna hipewc'éeyu'ciúkwenin'.*



LAPWAI ELEMENTARY SCHOOL  
ATTENDANCE  
2025/2026

Family, Community, School Partnerships Contact Report 2025-2026

	Aug/Sept	Oct	Nov	Dec	Jan	Feb	Mar	April	May/June	Totals
Mrs. Bonner	48	36	63	24	36	64	80	100	31	482
Mrs. Sliger	115	113	105	100	108	120	109/1	118/2	135	1,023/3
Mrs. Stamper	107	137	121	142	112	138	117/1	126/2	153	1153/3
Mrs. Paris	113	121	100	109	101	115	111	105/1	110	985/1
Ms. LaVielle	135	159	175	130	115	145	138	175	190	1362
Ms. Calkins	172	102	116	118	102	101	102	110	112	1035
Mrs. Hillman	155	112/1	113/3	112	108	117	104	136	163/1	1120/5
Mrs. Beckman	115	122	122	131	140	130	130	133	145	1168
Mrs. Hays	191	152	168	121	106	102	115	164	185	1304
Mr. Blyleven	100	125	125	125	100	100	100	125	125	1150
Mr. Woodford	280	131	158	68	100	105	117	68	167	1194
Mrs. Arthur	156	95/1	114	138	109	112	156/2	144/2	208/1	1,232/6
Mrs. Terry	124	101/1	181/1	135	117	143/1	164/2	135/2	178/1	1278/8
Mrs. Melton	100	25	30	28	45	40	45	40	100/1	454
Mrs. Wagner	86	123	111	96	87	106	88	103	136	936
<b>Total</b>	1882	1618	1802/4	1577	1486	1638/1	1676/6	1782/9	2138/4	15876/26

The second number in the column indicates a presentation by a community member in the classroom. Our school goal is two per classroom per year.

## Professional Learning Agenda

May 21, 2026

Room 209 ~1:25-2:00 PM

### General Education Faculty Meeting

Tasks for the afternoon:

- Draft Class Lists for 26-27  
*Consult with special education teachers*

<i>K</i>	<i>2:00</i>	<i>3</i>	<i>2:00</i>
<i>1</i>	<i>2:15</i>	<i>4</i>	<i>2:15</i>
<i>2</i>	<i>2:30</i>		
- Identify important information for next year's teachers
- Discuss Grade Level Orders
- ASP and Summer School
- Prepare for Safety Inspection
- Distribute Fire Exit Maps
- Understand National Guard Visit (**immunizations**, glasses, dental, physicals)
- Revise Student Growth Goals
- Review Checkout Document
- Plan Retirement Celebration
- Share Good of the Group

## Lapwai Elementary Building Goals 2025-2026

### ELA

The percentage of Lapwai Elementary School students in grades K–5 who achieve a score of proficient or above on the Amira ELA assessment will increase by **ten** percent from the Fall 2025 to Spring 2026.

**RESULT:** The percentage of Lapwai Elementary School students in grades K–5 who achieved a score of proficient or above on the Amira ELA assessment increased by **eighteen** percent from the Fall 2025 to Spring 2026.

### Math

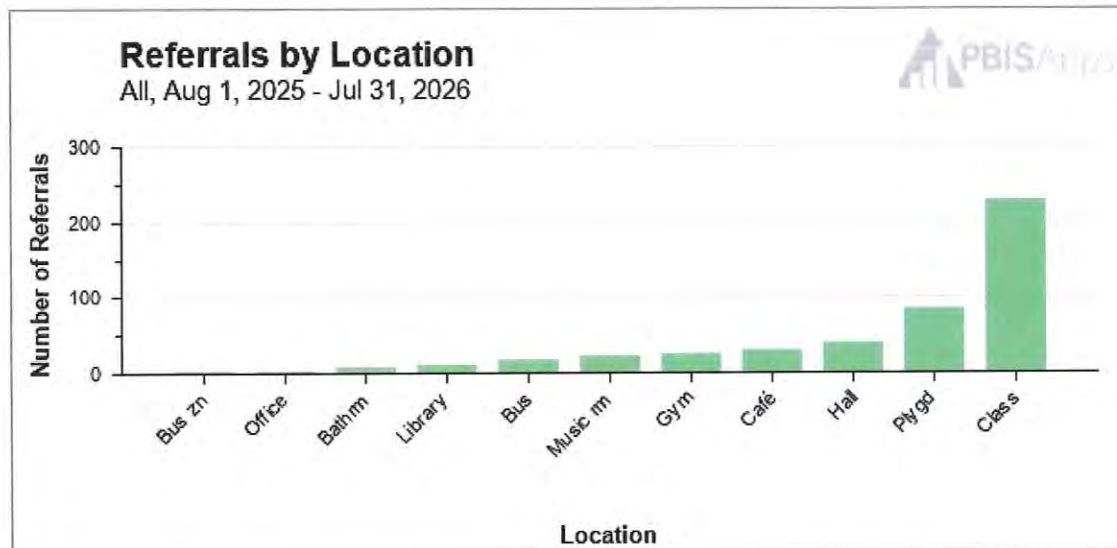
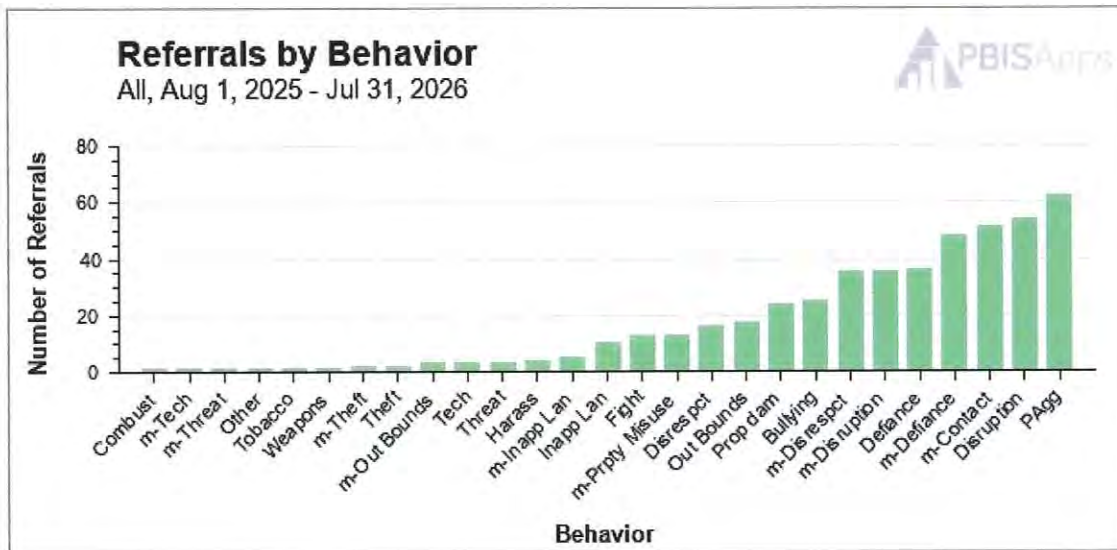
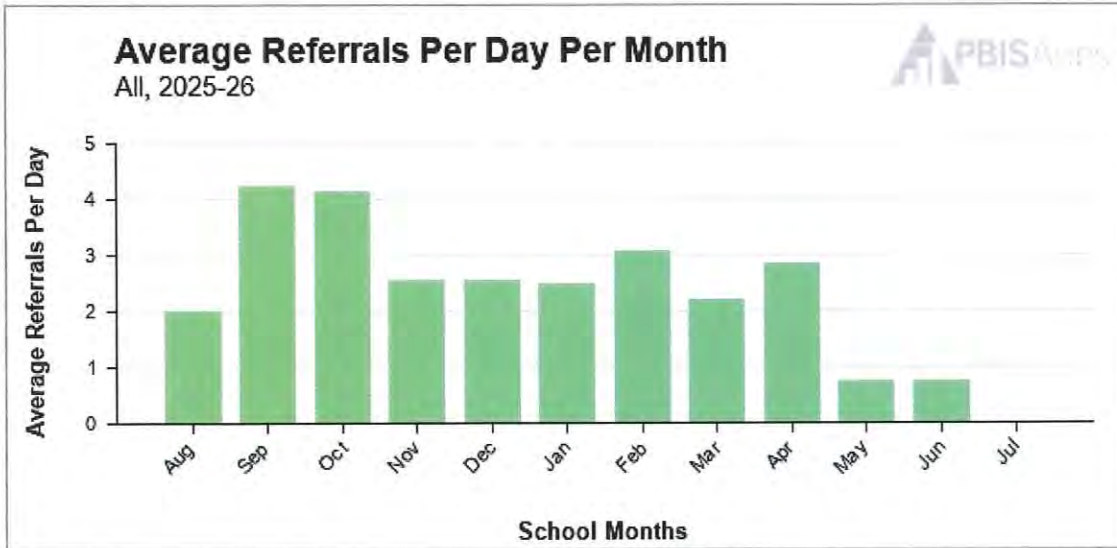
**Fifty-five** percent of Lapwai Elementary School students in grades K–5 will meet or exceed their expected growth targets on the *i-Ready Mathematics Assessment*, as measured from Fall 2025 to Spring 2026.

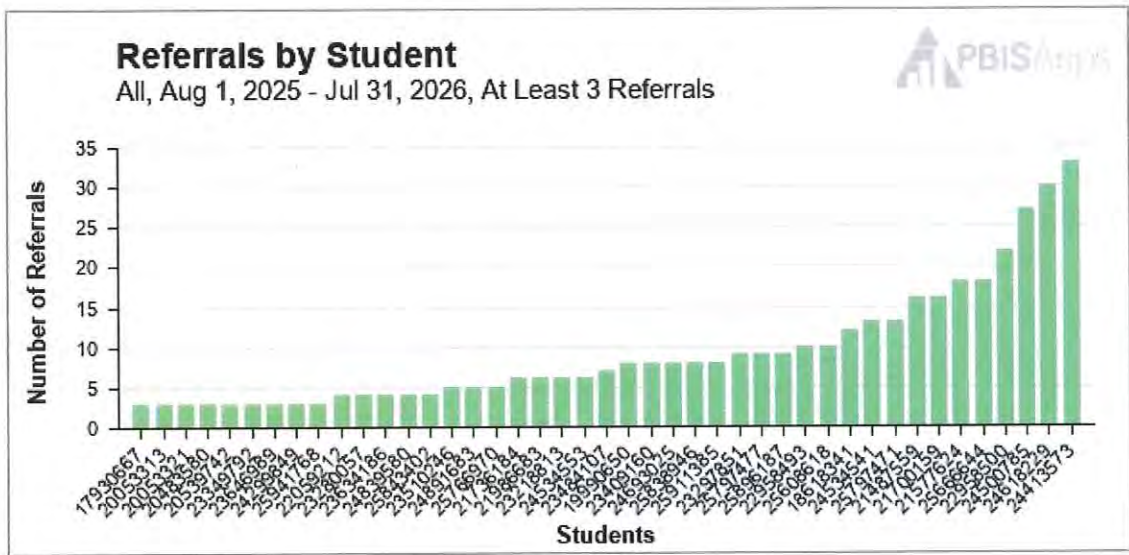
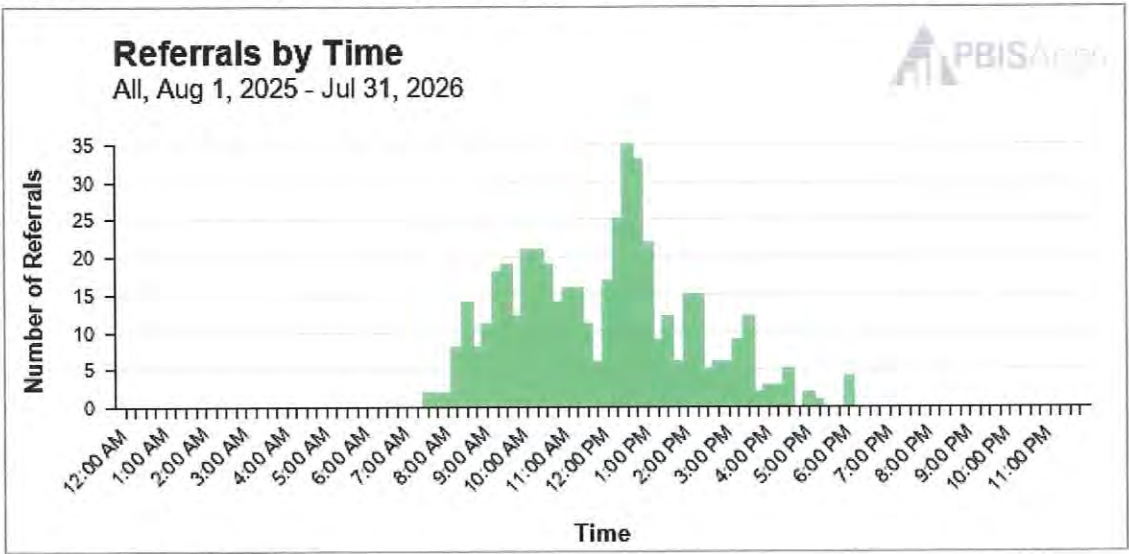
**RESULT:** **Sixty-one** percent of Lapwai Elementary School students in grades K–5 met or exceeded their expected growth targets on the *i-Ready Mathematics Assessment*, as measured from Fall 2025 to Spring 2026.

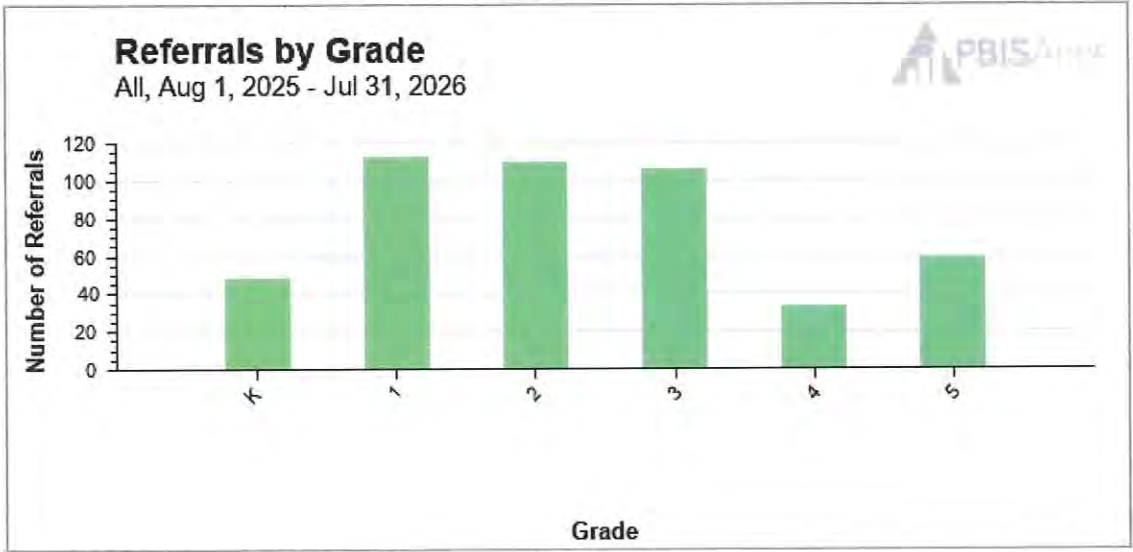


School Summary  
2025-26

Outcome: All Referrals







Copyright: © 2026 Educational & Community Support, University of Oregon  
All rights reserved.

SWIS Suite  
[www.pbisapps.org](http://www.pbisapps.org)

# Play Day!

Social Services Office

1	Obstacle	12	3-leg	7	Team Hula-Hoop Relay
9	sack	5	Egg Race	3	
10	Tug-of-War	5	Strap Race		

4

Tower Splash

6

Sponge Relay

2

Cup-to-Cup Relay

8

Water Balloon Toss

11

Bucket Fill

Parents/Community Members

From their starting point, classes will continue through the stations in numerical order at 15 minute intervals. **Lunch Break: 11:30-12:30**

<u>Starting Point</u>	<u>Station</u>	<u>Class</u>
1	Obstacle	Calkins
2	Cup-to-Cup Relay	Beckman
3	Egg Race	Lavielle
4	Splash Tower	Blyleven
5	Strap Race	Hillman
6	Sponge Relay	Arthur
7	Team Relay	Paris
8	Balloon Toss	Woodford
9	Sack Race	Stamper
10	Tug-of-War	Hays
11	Bucket Fill Relay	Terry
12	3 - Leg Race	Sliger

**Playday Lunch Schedule**

Kindergarten -11:30am  
 1st Grade -11:35  
 2nd Grade -11:45  
 3rd Grade -11:50  
 4th Grade -11:55  
 5th Grade -12:00

Parents & Guests: PLEASE be certain that younger siblings and younger friends are closely supervised.

We want everyone to have a fun and safe day!

Thank you!

2025-2026		Most Improved Math	Most Improved Reading	Citizenship
Kindergarten				
	Sliger	Carli Leighton	Jordan Sonneck	Keira Etsitty
	Stamper	Kawhi Williams	Tamaamno Culps	Hanalei Jamias
First Grade				
	LaVielle	Paris Rickman	Harrison Taylor	Ezra Fisher
	Paris	Axel Sahme	Keoni Powaukee	Espin Fisher
Second Grade				
	Calkins	Aries Big Man	Taylynn Yearout	Jaylah Enick
	Hillman	Vivian Stamper	Brody Hewett	Robert Taylor
Third Grade				
	Beckman	James Taylor	Josie Yearout	Rorrie Rickman
	Hays	Akira Penney	Jayda Sonneck	Calaio Picard
Fourth Grade				
	Blyleven	Lakollakin Harris	Akira Wheeler	Amaya Henry
	Woodford	Ransom Rickman	Isaiah "Izzy" Penney	Sylas JohnsCarli
Fifth Grade				
	Arthur	Peyton Smith	Ramona Whiteplume	Rhoni Taylor
	Terry	Aria Rickman	Aria Rickman	Lillyauna Story

## Presidential Awards

Mrs. Arthur	Mrs. Terry
Opal McCormack Peyton Smith Maleah Wheeler Kendriq Sherman Rhoni Taylor Braden Picard Siilouette Crowe	Domonick Red Moccasin Tops Hudson Speas Lillyauna Story

Reading Perseverance: Mariposa Gonzalez



JOIN US FOR A  
**RETIREMENT PARTY**

IN HONOR OF  
*Kathie Sliger*  
&  
*Tracie Holland*

THURSDAY    MAY 28, 2026    4:30~5:30

*Lapwai Elementary  
School*

*Celebrating*  
**Nancy Dahl**

*Happy Retirement*

With gratitude for your  
dedicated service since 2015




Lapwai School District  
Special Education Team



# Lapwai Elementary Summer School 2026

June 8-25, M-Th. 8am-2pm, 1st-5th grades



- ❖ Math and Reading instruction/intervention
- ❖ Nimiipuutimt/Cultural Learning
- ❖ Nimiipuu Story Telling & Writing with Angel S.
- ❖ Gym or outdoor playtime daily
- ❖ Festival Dance classes



## ❖ Lapwai City Library Summer Learning Program

- ❖ Breakfast (Opens: 7:55am)
- ❖ Lunch
- ❖ Enrichment activities
- ❖ VR Headsets for games and virtual field trips
- ❖ Celebrations on Thursdays - Water Days June 11th and 18th, Elementary Movie Theatre Day June 25th





# lapwai elementary kindergarten boot camp

Kindergarten Boot Camp is a four-week, summertime program that helps ensure our Wildcats are prepared to enter Kindergarten in the Fall! Students will get to practice their letters and numbers, and learn about school expectations in a welcoming environment. Kindergarten Boot Camp is educational, fun, and **FREE!**

## **UPDATE**

**Program Dates:**

**July 6-July 30**

**Mon-Thurs**

**8:30-12:30**

**Interested in Enrolling or Have any  
Questions? Please Contact:**

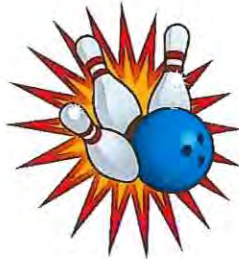
**Head Teacher: Krystle Stamper at [kstamper@lapwai.org](mailto:kstamper@lapwai.org)  
Teacher Assistant: Tessie McCulley at [tmcculley@lapwai.org](mailto:tmcculley@lapwai.org)**

# Summer Resources and Activities 2026

## Kids Bowl Free

[www.kidsbowlfree.com](http://www.kidsbowlfree.com) to register

**Orchards Lanes** (Lewiston)  
2 free games per day, per person  
Ages 2 - 18  
May 25 thru Sept 7  
11am – close  
Rental shoes available



**Lancer Lanes** (Clarkston)  
2 free games per day, per person  
Ages 2 – 18  
June 1 – Aug 31  
Open – 9pm  
Rental shoes available

## Orchards Pool

1301 Airway Ave, 208.746.6156

Open June 8 – August 9

Swim Lessons (\$30) 9:30am 12pm, 4-5pm, M-F  
3 sessions: June 15-26, July 6-7 July 20-31

Registration open the week before lessons

See <https://cityoflewiston.org/552/Aquatics> for details

General Swim 1 PM – 4 PM, everyday

Family Swim 5:30 PM – 7:30 PM, everyday

Fee \$3/person, \$70/individual pass, \$140/family pass/5 people

**Bert Lipps Pool (still closed)**

[www.cityoflewiston.org/552/Aquatics](http://www.cityoflewiston.org/552/Aquatics)



## Rec Mobile (Lewiston Parks & Rec)

Introducing youth of all ages to recreational activities that are fun, challenging, and encourage them to get out and play – now and during the rest of their lives. **Free!**

Tentative schedule:

June 9 through August 14

Mondays Kiwanis Park (10am-12pm)

Tuesdays Hereth Park (10am-12pm)

Wednesdays Airport Park (10am-12pm)

Thursdays Pioneer Park (10am-12pm)

Fridays Castle Park (10am-12pm)

Check for schedule changes: [www.cityoflewiston.org/531/Rec-Mobile](http://www.cityoflewiston.org/531/Rec-Mobile)



# Movies Under the Stars (Lewiston)

(NPC Fairgrounds, Brackenbury Square, Pioneer Park)

**MOVIES UNDER THE STARS**  
**PIONEER PARK**  
 203 5TH STREET, LEWISTON, ID 83501  
 Concessions available for purchase.  
 Movies start around 9pm!

**CITY OF LEWISTON PARKS & RECREATION 1861**  
**NELLY BROADCASTING**  
(Lewiston) (Coeur d'Alene) (Grangeville) (Emeryville) (Pocatello) (Teton) (Blackfoot) (Arco) (Garden Valley) (Lewiston)

**THE WILD ROBOT** JUNE 13  
**GUARDIANS OF THE GALAXY** JUNE 20  
**MOANA 2** JULY 11  
**MINECRAFT** JULY 18  
**THE SCHOOL ROCK** JULY 25  
**JUMANJI** AUG 1

**60 Years Sofidel ANNIVERSARY**  
**MOVIES UNDER THE STARS**  
**MOVIES BEGIN AT SUNDOWN!**

**CAPTAIN AMERICA: CIVIL WAR** JUNE 26TH  
**THE DRAGON PRINCE** JULY 17TH  
**ZOOTOPIA 2** JULY 31ST  
**LILO & STITCH** AUGUST 20TH

**DRIVE-IN - NEZ PERCE COUNTY FAIRGROUNDS**  
**BRACKENBURY SQUARE**

## Lapwai Elementary Free Breakfast and Lunch

Available to all kids up to age 18

**June 8 through June 30** – Breakfast 7:45am – 9:00am (breakfast ends on June 26)

– Lunch 10:45am – 12:30pm

**July 1 through August 14** – Lunch 10:45am – 12:30pm



# Summer Reading Programs - for all ages: kids, teens, adults!

## Lapwai Community Library closed for renovations



[Lapwai.library@prld.org](mailto:Lapwai.library@prld.org) 208-843-7254




**Summer Library Hours at the Lapwai School District commons**  
Pick up & place holds, borrow Chromebooks, & more!  
12-4pm Tuesday – Friday

Summer reading program every Tuesday/Thursday  
10AM at Lapwai City Park

- |         |   |
|---------|---|
| June 9  | MUMMIES: storytime & craft                    |
| June 11 | MUMMIES: apple mummy experiment               |
| June 16 | EARTH'S CRUST: storytime & craft              |
| June 18 | EARTH'S CRUST: tectonic plate experiment      |
| June 23 | FOSSILIZATION: storytime & craft              |
| June 25 | FOSSILIZATION: fossil making activity         |
| June 30 | EXCAVATION: storytime & craft                 |
| July 2  | EXCAVATION: excavation & dig activities       |
| July 7  | SOIL EXPLORATION: storytime and craft         |
| July 9  | SOIL EXPLORATION: edible dirt cups            |
| July 14 | PIECING THE PAST: storytime and craft         |
| July 16 | PIECING THE PAST: fossil and artifact puzzles |
| July 21 | DINO INVESTIGATION: storytime and craft       |
| July 23 | DINO INVESTIGATION: scavenger hunt            |
| July 28 | End of Summer Ice Cream Party                 |



## Lewiston City Library



411 D St., Lewiston, ID  
Registration/sign up June 8<sup>th</sup> – 13<sup>th</sup>

Earn fun prizes each week and tickets for grand prize drawings.

Register at the library or at [www.lewistonlibrary.org/556/Youth-Programs](http://www.lewistonlibrary.org/556/Youth-Programs)

# Asotin County Library

417 Sycamore St., Clarkston WA

## Summer Reading Program kickoff June 9 5:30-7:00pm

This summer, **Plant a Seed, Read!** Get ready to participate in our summer reading challenges for kids, teens, and adults with obstacle courses, a craft station, and a special treat for the whole family.

Register for summer reading, earn library bucks to spend at the prize store, and grab our summer activities brochure while you're here!

[www.asotincountylibrary.org/event/summer-reading-kick-6563](http://www.asotincountylibrary.org/event/summer-reading-kick-6563)



## Lewiston Library Activities (all library activities are free!)

<https://www.lewistonlibrary.org/556/Youth-Programs>

### Cool Down With a Cop

Thurs June 11, 4-6PM, Hereth Park.

Enjoy a free treat, free books, and tour some emergency vehicles!



### Make a Capitol Christmas Tree Ornament

Tuesdays July 7 (2-4pm) and July 21 (5-6:30pm)

Library Event Space, all ages Enjoy

Drop in and make an ornament for the Capitol Christmas Tree (a tree from the Nez Perce/Clearwater National Forest this year!) to send to Washington DC along with this Idaho tree!



### Storytime @ the Park

Hereth Park: Tuesdays, June 16, 23, & 30, July 7, 14, & 21

Pioneer Park: Thursdays, June 18 & 25, July 2, 9, 16, & 23

10am – 11am, ages 0-6

Come join us for story time and Library On the Go services while enjoying some of Lewiston's beautiful parks! Special guest readers, new songs, new stories, and Little Mouse! Mobile Book Library available for checkout and summer reading program participation



### Gaming & Tech – Paleontology in Minecraft!

Tuesdays, August 4-25

4-50pm, ages 8+, Library Event Space

Join us every Tuesday for a themed Minecraft adventure! Join a team of up to 4 players and work together on a dinosaur dig. Registration required.



### Busy Kiddos Let's Create

11am – noon

Wednesdays, June 17 - July 22

Library Event Space, ages 0-11

Each week kiddos and their caregivers can enjoy various crafts, and learn all sorts of interesting stuff!

June 17: Wild World

June 24: Health and Wellness

July 1: Celebrate America 250

July 8: Dino Day

July 15: Archaeology Dig

July 22: Christmas in July: Capitol Tree Ornament Making



### **Nature with Nan**

*Mondays, July 6-20, 11am – 12pm, Lewiston Library Meeting Room.*

Calling all young Nature Lovers! Join local scientist Nan Vance to learn all about the natural world around us in this 3-week program. Learn about plants, insects, and how to help our environment. Hands-on STEM activities and engaging discussion. Ages 10-12



### **Mesozoic Make It**

*Tuesdays, July 7-21, 1-2pm, Lewiston Library Makery.*

Prehistoric art projects abound in this art series all about dinosaurs! Kids get to make a different dino project each week and learn a new skill as they do so. Look forward to weaving, beading, and more as we explore the prehistoric past!



### **Cartooning with Jorge**

*June 16 10, 1-2pm, Library Makery, ages 10-18*

Bring your pencils and paper and learn the basics of cartooning with local comic book artist, Jorge Pacheco. Mr. Pacheco will teach you how to create your own comic book/strip character and discuss a few famous characters in comic book/strip history. (Registration required)

### **Cooking with the Professor**

*Tuesday, June 23, 2-3pm, Library Makery, ages 12-18*

Join local chef, Rodney Farrington for a fun cooking class where students learn valuable cooking skills and make a delicious recipe.



### **Art Around the World**

*Fridays, July 10, 19, & 24*

*2 – 3pm, Library Meeting Room, ages 9-12*

Grab your artist passports, we are going to explore the world! In this club, we will adventure through the art of three different countries by learning all about their culture as well as creating an art project inspired by a unique art style of the country.

Registration required starting June 27



### **3D Printing for Youths**

*Thursday, August 13, 11am-12:30pm, Library Makery, ages: 10-16*

Want to learn about 3D printing? Take our youth 3D printing class to discover the steps of making a 3D print! Starting from how a printer works to making a 3D model and converting it into a printable file, we'll make this look easy.



## **Boys & Girls Club of the Nez Perce Tribe**

**Club opens June 8**

**Summer Activities** begin June 22, end August 21.

(See calendar on next page)

8am – 5pm Monday – Friday

Lunch served at Lapwai Elementary 11:30am – 12:30pm

See club FB Page details on summer activities, dates, and times!

<https://www.facebook.com/profile.php?id=61582677042888>

<https://nezperce.org/bgclubs/> (see link to Program Registration Form)

Annual membership registration is FREE of charge, thanks to the Nez Perce Tribe.



**BOYS & GIRLS CLUB**



BOYS & GIRLS CLUBS OF THE NEZ PERCE TRIBE

# JUNE & JULY 2026



MONDAY	TUESDAY	WEDNESDAY	THURSDAY	FRIDAY
June 22 1 <sup>st</sup> Green Day Red Wolf	Library K-2 10AM 23 Bowling 3-6 Gr \$10.00	ERWM 3-4 Gr 1-2:30PM 24 Swimming 3-6 Gr \$12.00	Library K-2 10AM 25 Swimming Teens \$12.00	26
29	Library K-2 10AM 30 Bowling K-2 Gr \$10.00	ERWM 3-4 Gr July 1 1-2:30PM Swimming 3-6 Gr \$12.00	Library K-2 10AM 2 Movies Teens \$10.00	4th Of July Club Closed
6	Library K-2 10AM 7 Bowling 3-6 Gr \$10.00	ERWM 3-4 Gr 1-2:30PM 8 Swimming 3-6 Gr \$12.00	Library K-2 10AM 9 Bowling Teens \$10.00	10
13 Water Resources Project July 14th-17th	Library K-2 10AM 14 Bowling K-2 Gr \$10.00	ERWM 3-4 Gr 1-2:30PM 15 Swimming 3-6 Gr \$12.00	Library K-2 10AM 16 Swimming Teens \$12.00	17
20	Library K-2 10AM 21 Bowling 3-6 Gr \$10.00	ERWM 3-4 Gr 1-2:30PM 22 Swimming 3-6 Gr \$12.00	Library K-2 10AM 23 Movies Teens \$10.00	24
28	Library K-2 10AM 29 Bowling K-2 Gr \$10.00	30 Swimming 3-6 Gr \$12.00	Library K-2 10AM 31 Bowling Teens \$10.00	Aug 1

Activity schedule is subject to change due to holidays, staffing, weather, etc.



BOYS & GIRLS CLUBS OF THE NEZ PERCE TRIBE

# AUGUST 2026



MONDAY	TUESDAY	WEDNESDAY	THURSDAY	FRIDAY
Aug 3	Library K-2 10AM 4 Bowling 3-6 Gr \$10.00	5 Swimming 3-6 Grade \$12.00	Library K-2 10AM 6 Swimming Teens \$12.00	7
10 Big Hole Memorial Club Closed	Library K-2 10AM 11 Bowling K-2 Gr \$10.00	12 Swimming 3-6 Grade \$12.00	Library K-2 10AM 15 Movies Teens \$10.00	14
17	Library K-2 10AM 18 Bowling 3-6 Gr \$10.00	19 Swimming 3-6 Grade \$12.00	Library K-2 10AM 20 Bowling Teens \$10.00	21 Talent Show 3:30PM - 5PM
24 Shutdown Week Aug 24 - Aug 28 Club Closed	25	26 Lapwai First Day of School	27	28
31 Club Open 3pm - 6pm	Sep 1 Club Open 3pm - 6pm	2 Club Open 3pm - 6pm	3 Club Open 3pm - 6pm	4 Club Open 1pm - 6pm

Activity schedule is subject to change due to holidays, staffing, weather, etc.

### Outside Clubhouse Activities

Outside Clubhouse Activities are offered as a privilege and added experience for registered Club members who participate in the Club's daily programming.

Activities will take place from 1:30 p.m. to 3:30 p.m. Departure time from the Clubhouse is 1:00 p.m., and return time is 4:00 p.m. 10 SEATS available for each activity.

Parents please pick up your child from the Lapwai Clubhouse. Special arrangements to pick up your child from the activity need to be arranged with Program or Unit Director.

### Outside Clubhouse Activities Sign Up Process

- Club members must sign up the day of the event. Sign up 8:00 a.m. to 1:30 a.m. or until activity sign-up sheet is full.
- Club members must be present at Clubhouse to sign up for activity. \*Please do not sign up over the phone.
- Payment must be made in full at time of activity sign up. (Refunds available for cancelled or missed activities.)
- Club members can participate in one outside clubhouse activity per week, with the option to sign up for an extra activity and be placed on a waiting list.

### Waiting List Process

Participants will be listed on a sign-up sheet according to the number of participants who have not attended an activity that week. The order of the sign-up line will be adjusted based on cancellations or available seating, giving each member an opportunity to participate.

### Outside Clubhouse Activities

Outside Clubhouse Activities are offered as a privilege and added experience for registered Club members who participate in the Club's daily programming.

Activities will take place from 1:00 p.m. to 3:30 p.m. Departure time from the Clubhouse is 1:00 p.m., and return time is 4:00 p.m. 10 SEATS available for each activity.

Parents please pick up your child from the Lapwai Clubhouse. Special arrangements to pick up your child from the activity need to be arranged with Program or Unit Director.

### Outside Clubhouse Activities Sign Up Process

- Club members must sign up the day of the event. Sign up 8:00 a.m. to 1:30 a.m. or until activity sign-up sheet is full.
- Club members must be present at Clubhouse to sign up for activity. \*Please do not sign up over the phone.
- Payment must be made in full at time of activity sign up. (Refunds available for cancelled or missed activities.)
- Club members can participate in one outside clubhouse activity per week, with the option to sign up for an extra activity and be placed on a waiting list.

### Waiting List Process

Participants will be listed on a sign-up sheet according to the number of participants who have not attended an activity that week. The order of the sign-up line will be adjusted based on cancellations or available seating, giving each member an opportunity to participate.

# Nimiipuu Youth Adventures - Students for Success

For youth entering 5<sup>th</sup> – 9<sup>th</sup> grade for the 2026-27 school year; free and open to youth living on or near the Nez Perce Indian Reservation.

**June 8 NYA Kickoff**, 9:00am – 3:30pm at Boards & Commission Building (located next to Lapwai Elementary bus barn)

**June 9 Day Hike at Elk Creek Falls** (bring extra clothes/swim gear/towel) depart 8:30am from Education Building, return by 3:15pm. Snacks & lunch provided.

**June 10 Fishing Day at Ahsahka or Tunnel Pond** depart 9:00am from Education Building, return by 3/3:30pm

**June 29-30 Hiawatha Bike Trail Ride/Overnight Trip** tentative huckleberry picking or alternative activity (zipline/ropes course) on 29<sup>th</sup>; Bike Trail Ride on 30<sup>th</sup>, get to trailhead by 8:30am. Depart on June 29 at 7:30am from Education Building, return on June 30 by 6 or 7pm

**July 1 Clear Creek & Clearwater Battles Event** (remembering the summer of 1877) depart 8:30am from Education Building, return around 2pm.

**July 19-23 Backpacking Trip** overnight trip, relatively easy trail, more details to come

**July 27 Huckleberry Picking** no-tellum ridge, more details to come

**August 3 Paddleboarding/Kayaking**, Spokane area. Tentative departure 6:30am from Education Building. Signed waiver required. More information to come

**August 5 NYA activity TBD**

For additional info, RSVP, departure and return times, permission forms, please contact:

Abe Broncheau 208-621-4613 [abeb@nezperce.org](mailto:abeb@nezperce.org)

Trianna Hyde 208-621-3717 [triannaH@nezperce.org](mailto:triannaH@nezperce.org)

Joseph McConville 208-621-4612 [josephm@nezperce.org](mailto:josephm@nezperce.org)



## Culture Camp

Wallowa Lake

**August 11-13** for 4<sup>th</sup> – 7<sup>th</sup> grades

Details still to come for 8<sup>th</sup> – 12<sup>th</sup> grades

Contact Joyce McFarland for more information: [joycem@nezperce.org](mailto:joycem@nezperce.org)



## Native Youth Wellness Warrior Camp

**June 22-25 register by FRIDAY, June 5**, \$399 per person

Located in Grande Ronde, OR, for youth ages 12-18.

The Wellness Warrior Camp is intended to provide healing opportunities and skill development through ceremony, workshops, activities, movement, traditional games, crafts, and more. A time for young people to further develop their leadership skills and learn ways to get and stay on a wellness path in order to be positive, contributing members to their families, schools, and communities.



# Lapwai Days 2026

July 10-12, Lapwai City Park – “Feel the Vibe”

- Harmonious Funk Band
- Stick Games
- Volleyball Tournament
- Horse Shoes Tournament
- 3 on 3 Basketball Tournament
- Parade
- 5K run/walk
- Cornhole Tournament
- Vendors
- Community Yard Sale
- And more!!!

City of  
**LAPWAI**  
**DAYS 2026**   
**FEEL THE VIBE**  
JULY 10-12, 2026  
LAPWAI CITY PARK



## Lapwai Movie in the Park

JUNE 25TH	JULY 9TH	JULY 23RD	AUGUST 6TH
			

ALL PROCEEDS RAISED FROM  
SNACK AND FOOD SALES  
GO TOWARDS **LAPWAI DAYS**



**BRING  
BLANKETS,  
CHAIRS &  
YOUR CREW!**

**FAMILY  
NIGHT**  
STARTS SOON AS  
THE SUN GOES DOWN!

## Lapwai Youth Basketball Camp

**June 13-14, Lapwai High School**

**3<sup>rd</sup>-5<sup>th</sup> grade: 9:00am – 11:00am**

**6<sup>th</sup> – 8<sup>th</sup> grade: 12:00pm – 2:00pm**

**\$100 per athlete**

Titus Yearout is excited to host another youth basketball camp: this will be a fun, competitive 2-day camp focused on skill development, fundamentals, and helping young players grown their confidence and love for the game.

*\*ball handling*

*\*shooting*

*\*finishing*

*\*competitive drills*

*\*live play & competitions*

*\*camp t-shirt*

*\*prizes*

*\*snacks & drinks*



**CONTACT INFORMATION**  
**TITUSYEAROUT@GMAIL.COM**  
**MESSENGER: @TITUS.YEAROUT.1**

**\*REGISTRATION NOT COMPLETE UNTIL PAYMENT IS RECEIVED**

## Many Medicines Basketball Camp

**June 24-25, WSU Spokane Campus**

**9:00am – 5:30pm**

Open to middle and high school students and **FREE** to attend

Registration: [www.nativehealth.wsu.edu/basketball-camp](http://www.nativehealth.wsu.edu/basketball-camp)

*Two days of skill-building, teamwork, and community on the court.*



## Enrollment Summary: Federal Ethnicity and Race Report as of 06/04/2026 (A)

View: Federal Ethnicity and Race  
 Students:  All Active Enrollments  Current Selection  
 Date: 06/04/2026

Grade Level	Total in Grade	01 – American Indian or Alaska Native	02 – Asian	03 – Black or African American	04 – Native Hawaiian or Pacific Islander	05 – White	Hispanic/Latino	Two or More Race Categories	Unspecified
PK4	27 M 13 /F 14	18 M 8 /F 10	0 M 0 /F 0	0 M 0 /F 0	0 M 0 /F 0	4 M 2 /F 2	2 M 1 /F 1	2 M 1 /F 1	1 M 1 /F 0
K	29 M 16 /F 13	18 M 8 /F 10	0 M 0 /F 0	0 M 0 /F 0	0 M 0 /F 0	3 M 3 /F 0	6 M 3 /F 3	2 M 2 /F 0	0 M 0 /F 0
1	29 M 14 /F 15	20 M 9 /F 11	0 M 0 /F 0	0 M 0 /F 0	1 M 1 /F 0	2 M 1 /F 1	5 M 3 /F 2	1 M 0 /F 1	0 M 0 /F 0
2	38 M 18 /F 20	32 M 16 /F 16	0 M 0 /F 0	0 M 0 /F 0	0 M 0 /F 0	1 M 0 /F 1	3 M 0 /F 3	2 M 2 /F 0	0 M 0 /F 0
3	41 M 25 /F 16	31 M 22 /F 9	0 M 0 /F 0	0 M 0 /F 0	1 M 1 /F 0	2 M 0 /F 2	5 M 1 /F 4	2 M 1 /F 1	0 M 0 /F 0
4	39 M 16 /F 23	31 M 15 /F 16	0 M 0 /F 0	0 M 0 /F 0	0 M 0 /F 0	2 M 0 /F 2	3 M 1 /F 2	3 M 0 /F 3	0 M 0 /F 0
5	29 M 13 /F 16	18 M 8 /F 10	0 M 0 /F 0	0 M 0 /F 0	0 M 0 /F 0	5 M 3 /F 2	4 M 1 /F 3	2 M 1 /F 1	0 M 0 /F 0
<b>Total</b>	232 M 115 /F 117	168 M 86 /F 82	0 M 0 /F 0	0 M 0 /F 0	2 M 2 /F 0	19 M 9 /F 10	28 M 10 /F 18	14 M 7 /F 7	1 M 1 /F 0

The Federal Ethnicity and Race view displays aggregate student data as required by the Federal Ethnicity and Race Categories from the U.S. Department of Education. See the help for more information.

### Legend

Icons - Date Entry

**Statement of Accounts**

This Statement: May 29, 2026  
 Last Statement: April 30, 2026

Primary Account: 985904580

**Direct Inquiries to:**  
 800-789-2265  
 WWW.ZIONS BANK.COM

# ZIONS BANK®

PO BOX 26547  
 SALT LAKE CITY, UT 84126-0547

0003895 1507-06-0000-ZFN-PG0007-00000

LAPWAI SCHOOL DISTRICT #341  
 ELEMENARY SCHOOL ASB ACCOUNT  
 230 MAIN ST  
 LAPWAI, ID 83540-6089

WE HAVEN'T FORGOTTEN WHO KEEPS US IN BUSINESS. ®

## SUMMARY OF ACCOUNT BALANCE

Account Type	Account Number	Account Ending Balance
BUSINESS MONEY MARKET	0985904580	\$15,777.63

## BUSINESS MONEY MARKET 0985904580

0351

	Previous Balance	Deposits/Credits	Withdrawals/Debits	Checks Processed	Ending Balance
Count:		1	0	0	
Amount:	15,775.75	1.88	0.00	0.00	15,777.63

### DEPOSITS/CREDITS

Posting Date	Effective Date	Amount	Description
05/29	05/29	1.88	INTEREST PAYMENT

### CHARGES/DEBITS

There were no transactions this period.

### CHECKS PROCESSED

There were no transactions this period.

### ACTIVITY COUNT

	During this period
Total Items	1

### AGGREGATE OVERDRAFT AND RETURNED ITEM FEES

	Total for This Period	Total Year-to-Date
Total Overdraft Fees	\$0.00	\$0.00
Total Returned Item Fees	\$0.00	\$0.00

To learn more about our other products and services that may lower the cost of managing account overdrafts or to discuss removing overdraft coverage from your account, please contact Customer Service or visit your local branch.

### DAILY BALANCE

Date	Balance	Date	Balance
05/01	\$15,775.75	05/29	\$15,777.63

May 29, 2026  
LAPWAI SCHOOL DISTRICT #341  
985904580

**Sweep Account Reconciliation Form**

The following form is designed to assist in your Sweep Account reconciliation efforts. Please use the following documents:

- For Loan Sweeps:** Checking Account Statement(s)  
Loan Sweep Account Statement  
Monthly Interest Statement  
Checking Account Ledger
- For Sweeps:** Checking Account Statement(s)  
Investment Sweep Account Statement  
Checking Account Ledger

- Using *either* your Investment Sweep Account Statement *or* Loan Sweep Statement, check your Sweep Account transfers against the corresponding debits and credits on your checking account statement(s).
- Mark each entry in your checking account ledger that has been charged to your checking account (checks, deposits, etc.).
- List the checks that have been written, but not yet charged to your checking account on the lines below:

OUTSTANDING CHECKS					
Check Number	Check Amount	Check Number	Check Amount	Check Number	Check Amount
<b>Total Amount (Enter this amount on line 6 below):</b>					

- Enter the ending balance from the Sweep Account statement. SWEEP STATEMENT BALANCE \_\_\_\_\_
  - Add the ending balance from the Checking Account statement. (if there is more than one checking account, add the balances together and enter the total on this line. If the checking account has a peg balance of \$0.00, enter \$0.00.) CHECKING STATEMENT BALANCE + \_\_\_\_\_
  - Subtract the Outstanding Checks Total shown above. OUTSTANDING CHECKS - \_\_\_\_\_
  - Add any outstanding deposits. OUTSTANDING DEPOSITS + \_\_\_\_\_
  - Calculate the Adjusted Bank Balance. **ADJUSTED BANK BALANCE** = \_\_\_\_\_
  - Enter the ending balance from your checking account register. (if there is more than one checking account, add the account balances together and enter the total on this line.) CHECKING REGISTER BALANCE + \_\_\_\_\_
- NOTE: If reconciling an Investment Sweep account, go to step 11. For Loan Sweep accounts, go to step 10.**
- Use the **Sweep Account statement** and **Monthly Investment statement** to reconcile transfers between the line of credit and sweep account to determine the net draw or net payment to the line. Add the draw or subtract the payment from the book balance. NET CHANGE IN LINE + or - \_\_\_\_\_
  - Subtract any bank charges from the account statements. BANK CHARGES - \_\_\_\_\_
  - Add interest/dividends received from the account statement. INTEREST EARNED + \_\_\_\_\_
  - Calculate the Adjusted Register Balance. This should match the Adjusted Bank Balance (line 8). **ADJUSTED REGISTER BALANCE** = \_\_\_\_\_

**SWEEP ACCOUNT ACTIVITY REPORT BALANCE DEFINITIONS:**

- Accrued Interest M-T-D:** The amount of interest accrued by the sweep that month to date.
- Current Balance:** A positive balance denotes the total amount of funds in the sweep (collected funds, plus funds in float).
- Available Balance:** A positive balance denotes the amount in one day float to the sweep available for the next business day. A negative balance denotes the amount drawn from uncollected funds.
- Collected Balance:** A positive balance denotes the amount of funds collected from float or same day deposits or credits. Accrued interest is calculated with this amount multiplied by the interest rate.
- Principal Loan Balance owned Online:** The amount currently owed to the Bank through the line of credit or loan.

# ZIONS BANK®

PO BOX 26547  
SALT LAKE CITY, UT 84126-0547

May 29, 2026  
LAPWAI SCHOOL DISTRICT #341  
985904580

---

## INTEREST

Interest Earned This Statement Period	\$1.88	Number Of Days This Statement Period	29
Interest Paid Year-To-Date 2026	\$9.55		
Interest Paid Last Year 2025	\$3.49		

Current interest rate is 0.1500% with no rate change this statement period

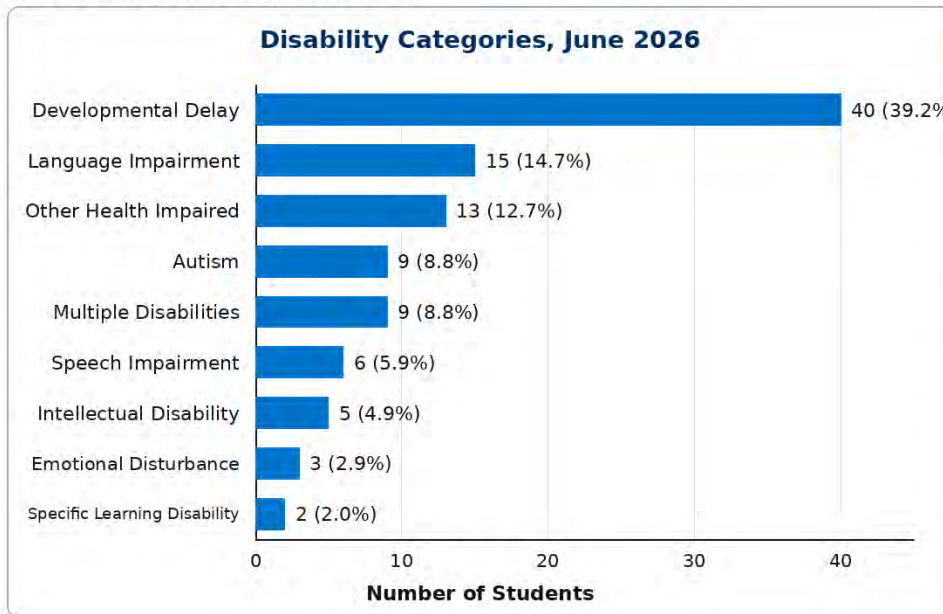
Date	Checks/Debits	Deposits	Balance
5/1/2026 Beginning Balance			15775.75
5/29/2026 Interest Payment		\$1.88	
5/29/2026 Ending Balance			15777.63



# Special Education Disability Categories

June 2026

**Total Students Served: 102**



Disability	Students	Percent
Developmental Delay	40	39.2%
Language Impairment	15	14.7%
Other Health Impaired	13	12.7%
Autism	9	8.8%
Multiple Disabilities	9	8.8%
Speech Impairment	6	5.9%
Intellectual Disability	5	4.9%
Emotional Disturbance	3	2.9%
Specific Learning Disability	2	2.0%

In June 2026, Lapwai School District is serving 102 students through special education services. The total is lower than the May snapshot, which is a normal end-of-year shift as teams finalize annual reviews, transition planning, exits, moves, and eligibility decisions. The number changed, but the responsibility remains the same: each student needs access to instruction, meaningful support, and a school community where belonging is not optional.

Developmental Delay remains the largest eligibility category, with 40 students, or 39.2% of the students represented. This continues to show how important early identification is for Lapwai. When developmental needs are recognized early, the district can respond before gaps become larger by providing communication support, developmental instruction, family partnership, classroom access, and related services during the years when growth can be especially responsive to intervention.

The next largest areas are Language Impairment with 15 students and Other Health Impaired with 13 students. Together, these categories remind us that many students need support with communication, attention, stamina, health-related access, organization, and participation. These are not simply labels. They help teams understand what may be getting in the way of learning and what must be intentionally taught or supported.

Autism and Multiple Disabilities each represent 9 students, while Speech Impairment, Intellectual Disability, Emotional Disturbance, and Specific Learning Disability represent smaller but still important groups of learners. Smaller counts do not always mean smaller needs. Some students require highly individualized programming, specialized instruction, communication systems, adaptive supports, behavioral teaching, or coordinated adult support throughout the school day.

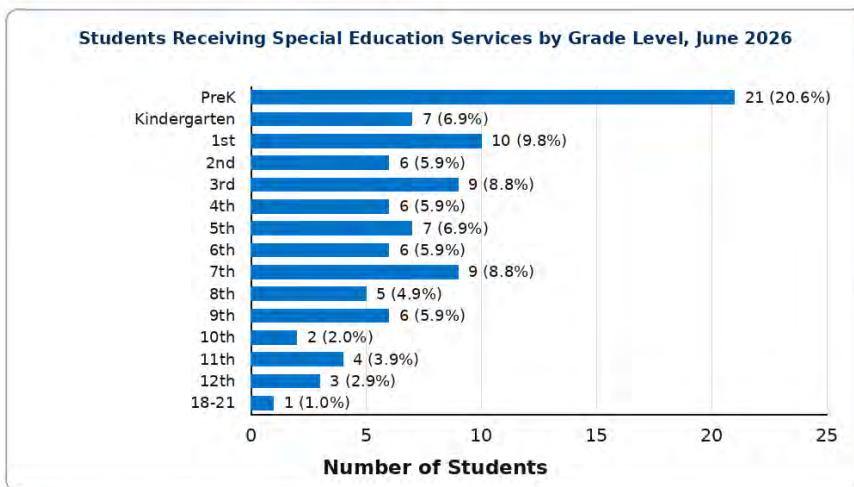
This distribution helps the district plan more wisely. It points to the kinds of training and systems staff need most: early childhood instruction, language development, behavior and regulation supports, inclusive classroom practices, assistive technology, progress monitoring, and strong collaboration between general education, special education, therapists, paraprofessionals, families, and administrators.

For the Board, the key message is that special education planning cannot be based only on a total student count. The district must look at the pattern of needs, the intensity of services, the age of students, and the supports required for students to access school safely and meaningfully. Each number represents a child with strengths, culture, family, identity, and gifts to bring into our classrooms.

## Special Education by Grade Level

June 2026

**Total Students Served: 102**



Grade Level	Students	Percent
PreK	21	20.6%
Kindergarten	7	6.9%
1st	10	9.8%
2nd	6	5.9%
3rd	9	8.8%
4th	6	5.9%
5th	7	6.9%
6th	6	5.9%
7th	9	8.8%
8th	5	4.9%
9th	6	5.9%
10th	2	2.0%
11th	4	3.9%
12th	3	2.9%
18-21	1	1.0%

**Note:** One student is represented in the 18-21 transition category for this chart.

### What This Means for Lapwai School District

This grade-level chart shows how special education services are distributed from PreK through high school, with one student represented in the 18-21 transition category. In June 2026, services continue to span the full district, which means special education is not a program in one room or one building. It is a districtwide system of instruction, access, collaboration, and accountability.

PreK remains the largest grade-level group, with 21 students, or 20.6% of the special education population. That is significant for planning because early childhood services affect kindergarten readiness, speech and language development, social participation, routines, independence, and family connection. The work happening before kindergarten is not extra. It is foundational.

The elementary grades also show steady service needs. First grade has 10 students, while third grade has 9 students. These are important years for building early literacy, numeracy, communication, self-regulation, and school routines. When services are scheduled thoughtfully in the elementary years, students have a better chance to build skills before academic demands become more complex.

The middle school years continue to require careful attention, especially seventh grade with 9 students. This is a transition-heavy stage. Students are managing multiple teachers, increased academic expectations, changing peer relationships, more independence, and early planning for high school. Strong special education support at this stage can prevent students from becoming disconnected from school.

At the high school and 18-21 levels, the work becomes more connected to graduation planning, transition services, career readiness, independent living, self-advocacy, and meaningful adult outcomes. Students may still need academic instruction, but they also need opportunities to practice communication, decision-making, responsibility, problem-solving, and future planning in real-life contexts.

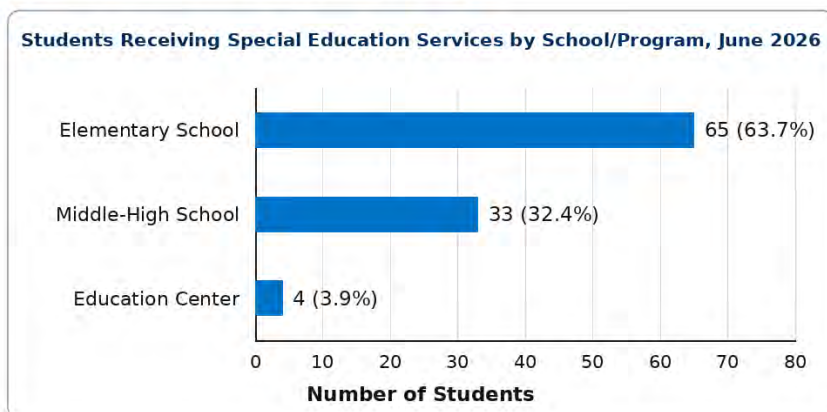
For the Board, this chart reinforces the need for vertical coordination. A student’s support should not feel like a restart every time the student changes grade levels or buildings. Strong handoffs, clear IEPs, consistent progress monitoring, and shared expectations help students experience continuity rather than starting over with every transition.

Most importantly, these grade-level numbers represent students moving through a school journey. Our responsibility is to make sure they do not simply move from grade to grade, but move forward with skills, confidence, relationships, and a plan that honors who they are and where they are going.

## Special Education by School/Program

June 2026

**Total Students Served: 102**



School/Program	Students	Percent
Elementary School	65	63.7%
Middle-High School	33	32.4%
Education Center	4	3.9%

In June 2026, Lapwai School District is serving 102 students through special education services. This chart shows where those services are located: 65 students at the Elementary School, 33 students at the Middle-High School, and 4 students at the Education Center.

The Elementary School continues to serve the largest share of students, with 65 students, or 63.7% of the district's special education population. This matters because the elementary program includes both the highest number of students and the greatest concentration of early developmental, communication, access, and support needs.

Service intensity is the part of the story that a simple count does not fully show. Some students need support with communication, mobility, medical or physical care, regulation, adaptive equipment, safety, transportation, and participation in daily routines. Those needs affect staffing schedules, substitute planning, adult training, related service coordination, and the district's ability to deliver IEP services consistently.

This is why special education planning must look at both quantity and complexity. A building may have a high number of students, but a smaller group of students can also require a high level of adult support depending on disability-related needs. Good planning protects service minutes, keeps adults in the right places, and helps students access school with dignity.

The Middle-High School serves 33 students, or 32.4% of the special education population. At this level, services must support access to core instruction while also strengthening organization, independence, self-advocacy, graduation planning, and transition readiness. Collaboration with general education teachers is especially important because students move across multiple settings during the day.

The Education Center serves 4 students, or 3.9% of the special education population. Although this is a smaller number, the services remain important and individualized. Students in this setting may need coordinated support connected to credit, graduation planning, behavior and emotional needs, adult readiness, or transition services.

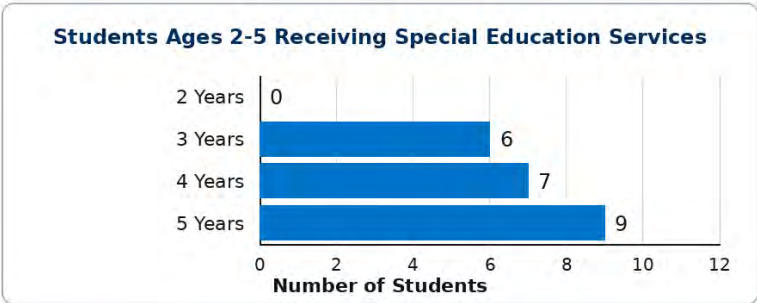
For the Board, this chart provides a planning lens. The district must maintain enough staffing flexibility to respond to student need across settings while also protecting the quality of specially designed instruction. The goal is not simply to place adults near students. The goal is to ensure students receive instruction, support, access, and opportunities to grow.

Each school and program has a role in the district's special education system. When staff across buildings understand both the service location and the intensity of need, the district can make stronger decisions about professional development, schedules, related services, paraprofessional assignments, and continuity of services.

# Special Education Early Childhood Age Breakdown

June 2026

**Total Students Ages 2-5 Served: 22**



Age	Students
2 Years	0
3 Years	6
4 Years	7
5 Years	9

**10** PreK students will be 5 by September 1, 2026 and are expected to enter kindergarten next year.

*Kindergarten-eligible count is based on current PreK students with birthdates on or before September 1, 2021.*

This early childhood age breakdown gives the Board a closer look at the youngest learners receiving special education services. In June 2026, Lapwai School District is serving 22 students between the ages of 2 and 5. This is a smaller group than last month, but it continues to represent one of the most important planning areas in the district.

The current age distribution includes 6 three-year-olds, 7 four-year-olds, and 9 five-year-olds. There are 0 two-year-olds represented in this June snapshot. The number of five-year-olds is especially important because it signals the need for careful kindergarten transition planning.

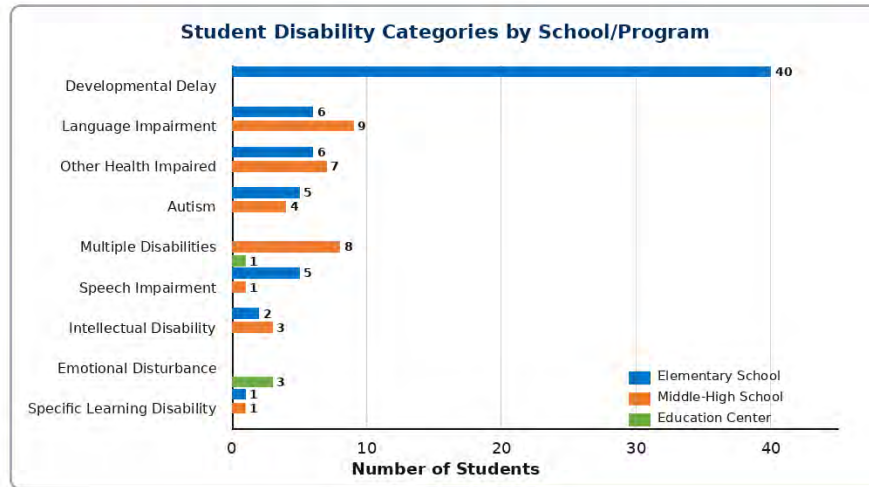
Most importantly, 10 current PreK students will be 5 by September 1, 2026 and are expected to enter kindergarten next year. That gives the district a chance to prepare now: review IEP services, communicate with families, plan related service schedules, consider transportation needs, coordinate classroom supports, and help kindergarten staff know the students as learners before the first day of school.

Early childhood services are one of the best opportunities we have to change a student’s school trajectory. When children receive support early, they can build communication, social connection, independence, play skills, classroom routines, and confidence. For Lapwai, this work also asks us to honor family voice, culture, and the knowledge families bring about their children. Early support works best when it is relational, consistent, and connected to the child’s real life.

# Special Education Disability Needs by School/Program

June 2026

<b>Total Students Served</b> <b>102</b>	<b>Elementary School</b> <b>65</b>	<b>Middle-High School</b> <b>33</b>	<b>Education Center</b> <b>4</b>
--	---------------------------------------	--	-------------------------------------



Counts by Disability Category

Disability	Elem.	M-H	Ed. Ctr.	Total
Developmental Delay	40	0	0	40
Language Impairment	6	9	0	15
Other Health Impaired	6	7	0	13
Autism	5	4	0	9
Multiple Disabilities	0	8	1	9
Speech Impairment	5	1	0	6
Intellectual Disability	2	3	0	5
Emotional Disturbance	0	0	3	3
Specific Learning Disability	1	1	0	2

**Board planning lens:** This chart shows where disability-related support needs are concentrated by school/program. It supports planning for staffing, related services, scheduling, training, and continuity across the district.

This chart looks more deeply at where disability-related needs are concentrated across school programs. In June 2026, 65 students are served at the Elementary School, 33 at the Middle-High School, and 4 at the Education Center. The chart helps show not only where students are served, but what kinds of disability-related needs are most common in each setting.

Developmental Delay is concentrated at the Elementary School, with 40 students. This is expected because Developmental Delay is used with younger students and reflects early developmental needs. This reinforces the importance of early childhood systems, kindergarten transition planning, speech and language support, developmental instruction, and close family partnership.

At the Elementary School, the chart also shows students with Language Impairment, Other Health Impaired, Autism, Speech Impairment, Intellectual Disability, and Specific Learning Disability. This means elementary staff need a broad toolbox: explicit instruction, communication supports, visual schedules, adaptive materials, behavior teaching, assistive technology, movement and sensory supports, and routines that help students participate with peers.

At the Middle-High School, the largest areas are Language Impairment with 9 students, Multiple Disabilities with 8 students, and Other Health Impaired with 7 students. These needs often require a different service design than early childhood. Students may need support with academic access, executive functioning, communication, self-advocacy, transition planning, and participation across multiple classrooms.

The Education Center has 4 students represented, with needs in Emotional Disturbance and Multiple Disabilities. Small numbers still matter. These students may need carefully coordinated adult support, trauma-informed practices, credit or graduation planning, behavioral and emotional teaching, and transition services that connect school to life beyond high school.

For the Board, the important takeaway is that disability category and service location must be reviewed together. The same eligibility category can look different depending on a student’s age, environment, communication skills,

independence, health needs, and access to instruction. That is why IEP teams must individualize services rather than assuming one category equals one type of support.

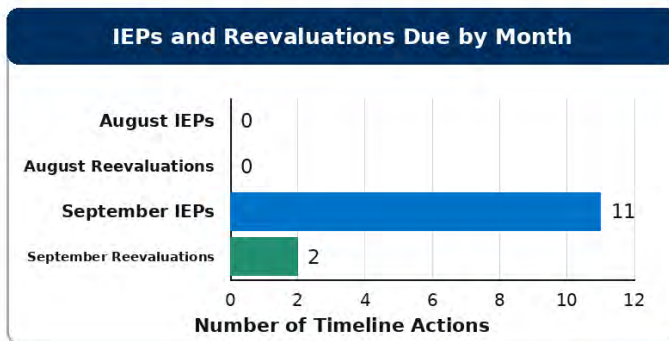
This chart supports decisions about staffing, training, related services, scheduling, paraprofessional support, and continuity. More importantly, it keeps the conversation centered on students. The purpose is not simply to count disability categories. The purpose is to build a system where each student has access to instruction, belonging, dignity, and a meaningful path forward.

## Special Education Timelines by Month

### August and September 2026

 **Total Students Served: 102**

 **Aug/Sept Timeline Actions: 13**



Timeline	August	September	Total
IEPs Due	0	11	11
Reevaluations Due	0	2	2
<b>Total Timeline Actions</b>	<b>0</b>	<b>13</b>	<b>13</b>

 **August has 0 IEP or reevaluation timelines due. September includes 11 IEPs and 2 reevaluations, giving teams a clear back-to-school planning focus.**

For August and September 2026, Lapwai has 13 special education timeline actions due. August has 0 annual IEPs and 0 reevaluations due. September has 11 annual IEPs and 2 reevaluations due. This gives the district a clear back-to-school planning focus, especially as staff return, schedules are built, and families reconnect with school routines.

The August count is helpful because it gives teams a planning window before the September due dates arrive. Even when a timeline is not due until September, the work begins earlier. Teams need current progress data, teacher input, related service provider input, parent participation, draft goal development, service schedule review, and meeting coordination.

September timelines can feel especially tight because they arrive at the same time as new student schedules, classroom routines, staffing adjustments, transportation changes, and beginning-of-year assessments. Planning ahead protects both compliance and quality. The goal is not just to hold meetings on time. The goal is to hold meetings that accurately reflect student strengths, needs, services, and next steps.

Annual IEPs and reevaluations serve different purposes. An annual IEP reviews the student’s current progress, goals, services, accommodations, placement, and supports. A reevaluation reviews whether the student continues to be eligible and whether additional assessment information is needed. Both are important, and both require thoughtful team decision-making.

For staff, this means August should be used for preparation whenever possible. Case managers can review timelines, organize data, connect with general education teachers, coordinate related service input, and begin scheduling with families. That preparation helps September meetings feel less rushed and more student-centered.





For the Board, these timeline counts show the importance of strong systems. Compliance is not maintained by one person remembering dates. It depends on shared calendars, clear roles, protected meeting time, accurate data, family communication, and administrative support for staff who are doing legally required and instructionally meaningful work.

Most importantly, these 13 timeline actions represent students whose services must remain current and appropriate. When timelines are managed well, students experience smoother service delivery, families remain informed partners, and staff have clearer plans for instruction and support.

## Board Planning Takeaways

June 2026

102 Students Served

<p><b>1 Districtwide Service Picture</b></p>  <p>June shows 102 students served across disability categories, grade levels, and school/programs. The total changed from May, which is expected as annual reviews, exits, moves, and transitions occur.</p>	<p><b>2 Elementary Service Intensity</b></p>  <p>The Elementary School continues to serve the largest group, with 65 students and the greatest concentration of early developmental and access needs.</p>	<p><b>3 Kindergarten Transition</b></p>  <p>10 current PreK students are expected to enter kindergarten next year. August planning should connect service schedules, classroom supports, transportation, and family communication.</p>	<p><b>4 September Timeline Planning</b></p>  <p>No IEPs or reevaluations are due in August. September includes 11 IEPs and 2 reevaluations, so teams can use August for data collection, family contact, and scheduling.</p>
---	--	--	---



### Overall Takeaway

June data supports summer and back-to-school planning: protect service minutes, prepare September timelines early, support kindergarten transitions, and keep building staff skill in specially designed instruction.





Last month, the Board learned that Specially Designed Instruction, often called SDI, is the heart of special education. This month’s focus builds on that foundation: SDI is not a place, a person, or a schedule box. SDI is the intentional teaching plan that connects a student’s disability-related need to instruction that is planned, delivered, monitored, and adjusted.

A helpful way to understand SDI is to separate it from accommodations and modifications. Accommodations change how a student accesses learning, such as extended time, visual supports, preferential seating, or text read aloud. Modifications change what the student is expected to learn or produce. SDI is different. SDI teaches the skill the student needs so the student can make progress toward the IEP goals and access grade-level learning as much as possible.

For example, if a student struggles with reading, SDI may include explicit instruction in phonemic awareness, decoding, fluency, vocabulary, or comprehension. If a student uses an AAC device, SDI may include direct teaching and repeated modeling of how to use the device to request, comment, answer, ask questions, and participate with peers. If a student struggles with regulation, SDI may include teaching replacement skills, practicing routines, and helping the student learn what to do before behavior becomes unsafe.

This distinction matters because adult support is not the same thing as specially designed instruction. A paraprofessional can be an important part of the service plan, but proximity alone does not teach a skill. Paraprofessionals can reinforce instruction, support access, prompt independence, collect data, and help students practice skills, but the IEP team must be clear about what is being taught and how adults are helping the student become more independent over time.

Strong SDI also depends on progress monitoring. If a student is receiving instruction but not making progress, the team should ask better questions, not blame the student. Is the goal clear? Is the instruction explicit enough? Is the student getting enough practice? Are prompts being faded? Is the data showing growth? Does the strategy match the student’s culture, communication, strengths, and lived experience?

In Lapwai, culturally responsive SDI should reflect relationship, modeling, observation, practice, family voice, and respect for student identity. Students often learn best when instruction is connected to real life, when adults demonstrate before asking, when practice is repeated without shame, and when correction protects dignity. This aligns beautifully with what good special education should be: high expectations held inside strong relationships.

For the Board, the content knowledge to carry forward is this: the quality of special education is not measured only by whether services are listed in an IEP. Quality is measured by whether students are receiving instruction that builds skills, increases access, strengthens independence, and leads to meaningful progress.

At its best, SDI is where compliance becomes daily practice. It is the moment an adult teaches instead of only helps, prompts and then fades support, gathers data and adjusts instruction, and sees the student as capable. That is the work that moves students forward with dignity, belonging, and hope.

A helpful Board-level question is not only, “Did the district provide the service?” but also, “What skill was taught, how often was it taught, and how do we know the student is making progress?” That question keeps the conversation focused on instruction and outcomes, not just service minutes.

Another important question is, “Are we building independence?” Strong SDI should reduce unnecessary dependence over time. Students may need adult support, but the purpose of that support is to teach, practice, prompt, fade, and help the student participate with more confidence and ownership.



As we close the 2025-2026 school year, thank you for your steady service to Lapwai's students, families, staff, and community. Your leadership helps create the conditions for belonging, high expectations, and real opportunity for every learner, including students with disabilities. The decisions you make matter in classrooms, on buses, in therapy spaces, and in the daily lives of children who need adults to see their gifts and believe in their future. Thank you for standing with our schools and for investing in systems that help students grow with dignity, confidence, and hope. The work is not always easy, but it is deeply worthwhile, and your service helps move that work forward with courage, compassion, and purpose.

<p>SUPERINTENDENT</p> <p>Board Report</p> <p>June 2026</p>
--



## Together, we ensure all students will reach their full potential.

Superintendent's Student Cabinet Annual Luncheon With Board of Trustees.....	pg. 1
Superintendent's Faculty Cabinet Meeting.....	pg. 2
Idaho Indian Education Committee June Meeting.....	pgs. 3-4
2026 Idaho Indian Education Summit.....	pg. 5-15
T-Mobile Friday Night Lights.....	pgs. 16-27
<i>T-Mobile has invited the Lapwai School District to Participate</i>	

***Together, we ensure all students will reach their full potential.***

***kíye pecepelíhniku' wapáyat'as mamáy'asna hipewe'éeyu' cúukwenin'.***

***We will all work to help the children become knowledgeable.***

# Annual Luncheon and Awards Ceremony

2026 Superintendent's Student Cabinet and the Lapwai School District Board of Trustees



- 4 Amaya Henry
- 5 Lillyauna Story
- 6 Ricki Davis
- 7 Tathen Yearout
- 8 Shane Gomez
- 9 Sierra Arthur
- 10 Damion Paisano
- 11 Nicqoi Everett
- 12 Jeneieve Wilson

A Wildcat thank you to the Lapwai School District Board of Trustees for their support of the Student Cabinet and recognition of their leadership during the 2025-2026 academic year.





Lapwai School District  
Superintendent's Faculty Cabinet  
Friday, June 5, 2026  
Time: 12:00-1:00  
Location: District Office

Agenda Structure: Nine Characteristics  
of High Performing Schools (2<sup>nd</sup> Ed.),  
Shannon, G.S. & Bylsma, P. (2007)

## Activators who recognize, support and empower our school community!

### ENTRY TASK

- Celebrating the Service of Matthew Morgan and Georgia Sobotta on the Faculty Cabinet

### AGENDA

#### *A Clear & Shared Focus*

- Norms, Roles and Mission Statement Review

#### *Supportive Learning Environment*

- Average Daily Attendance: Data Review
- Survey and Goal Setting for 2026-2027

### NORMS

#### THE FACULTY CABINET AGREES TO HOLD ONE ANOTHER ACCOUNTABLE FOR:

Timely Arrivals and Meeting Closures

Listening Respectfully to Understand

Remaining Agenda Driven, Present and Focused

Modeling Positive Growth Mindsets Which Remain on Topic

Refusing to Admire Problems and Insisting on Solutions

Ensuring Equal Voice and Collective Accountability

### ROLES

**Architect:** David Aiken

*Meetings Constructed to Be High Leverage*

**Accountability Advisor:** Rye Hewett

*Adherence to Norms*

**Investigator:** Melissa Beckman

*Research and Data is Available*

**Task Master:** Bradley Peterson

*Adherence to Agenda*

**Comrade:** Bonnita Smith

*Absent Members Remain Informed*

**Cultural Coach:** Christiane Blackeagle

*Culturally Competent and Responsive Focus*

**Historian:** David Aiken

*Minutes Recorded and Distributed*

**Mastermind:**

*Movement Towards Solutions and Action Plans*

**Pace Maker:** Teeiah Arthur, Jaylie Hillman

*Productive Pacing*

### FACULTY CABINET GRANT OBJECTIVES

To recover the learning lost during the pandemic and positively impact student achievement. The Nez Perce Cultural Principle of Evaluating Mastery includes honoring accomplishments. We would like to honor students who accomplish regular and punctual attendance with engaging rewards and publicly celebrate their achievements.



# Idaho Indian Education Committee

June 10, 2026 – 12:00 pm – 5:00 pm MST –

Idaho State University

Pond Student Union Building: Shirley Sargent Family Ballroom 3<sup>rd</sup> Floor (1080 S 5<sup>th</sup> Ave  
Pocatello, ID 83209)

Agenda

**Zoom**

Meeting ID: 915 6865 3543

Passcode: 689390

## 1. WELCOME/INTRODUCTIONS – 12:00 PM

- Member Roll Call/Establishment of Quorum
- Tribal Blessing
- Agenda Review
- Action items – Attachment 1(Minutes)

## 2. BLUE CROSS OF IDAHO FOUNDATION – JACKIE YARBROUGH & TAYLOR NEHER – 12:30 PM

- Background information of the Blue Cross of Idaho Foundation
- Idaho Youth Well-Being Survey

## 3. TRIBAL ROUNDTABLE – 1:30 PM

- A focused session for each of Idaho’s Five Federally Recognized Tribes to share specific goals, concerns, or legislative priorities they wish the committee to address.
  - Coeur d’Alene Tribe
  - Kootenai Tribe of Idaho
  - Nez Perce Tribe
  - Shoshone-Bannock Tribes
  - Shoshone-Paiute Tribes

## 4. GOVERNANCE AND LEADERSHIP - 2:30 PM

- Nominations and elections discussion
  - Review of open positions and roles (chair, vice-chair, etc.)
  - Discussion of the nomination process for the upcoming term
  - Floor opened for preliminary interest or formal nominations

## 5. IDAHO INDIAN EDUCATION SUMMIT PLANNING 3:30 PM

- Status update: General overview of Summit goals and themes



- Subcommittee assignments
  - Logistics & venue
  - Curriculum & presenter selection
  - Sponsorship & outreach
  - Awards & recognition
- Action Items: Identification of immediate deadlines and point-persons for each task

**6. NEW INITIATIVES OF PROGRAM HIGHLIGHTS: COMMITTEE MEMBERS –  
4:00 PM**

**7. SUMMIT PREP – 5:00 PM**

**Upcoming meetings:**

Next Committee meeting: September 4, 2026

Next Board meeting: June 17-18, Boise State University

# 2026 Idaho Indian Education Summit

## Strengthening Education for Our Native American Students

June 11-12, 2026

Master of Ceremonies: Brian Frejo

Idaho State University  
 Pond Student Union Building  
 1080 S 5th Ave, Pocatello, ID 83209

Thursday, June 11, 2026

<p>7:30 – 8:20 a.m.                  Location:</p>	<p>Registration / Continental Breakfast</p>
<p>8:30 – 9:00 a.m.</p>	<p><b>Event Emcee:</b> <i>Brian Frejo</i></p> <p><b>Opening Ceremonies:</b>  <i>Honor Song – Ghost Canyon Singers, Fort Hall, Idaho</i>  <i>Fort Hall Veterans Association</i></p> <p><b>Welcome Address:</b>  <i>Ladd Edmo, Fort Hall Business Council Treasurer</i>  <i>Robert Wagner, Idaho State University President</i>  <i>Brennan Summers, Idaho Department of Education</i></p>
<p>9:00 – 10:00 a.m.                   Keynote / General Session</p>	<p>In this keynote, Dr. Cummins will explore unrealized ways schools can support students in achieving strong academic outcomes and overall well-being. With a clearer understanding of the internal and external factors that shape student experiences, educators can utilize meaningful practices beyond traditional metrics alone in order to strengthen student-centered learning, affirm identity, and recognize the influence of place.</p> <p><i>Dr. Jason Cummins, Montana State University</i></p>

10:00 - 10:15 a.m.	Break
10:15 – 11:30 a.m. K-12 Concurrent workshop	<p><b>Centering Truth: Transforming Native Education Through Curriculum &amp; Instruction</b></p> <p>Indigenous histories, cultures, and languages offer rich reservoirs of knowledge that can profoundly enrich the educational experience of every student. This interactive workshop empowers educators, curriculum designers, and leaders to center truth and cultural responsiveness by building on these inherent strengths. Participants will explore how curricular accuracy and identity-affirming teaching methods work together to support Native student success and deepen understanding for all learners.</p> <p><i>Mandy Smoker Broaddus, Education Northwest</i></p>
10:15 – 11:30 a.m. Higher Ed. Concurrent Workshop	<p><b>Tribal University Advisory Panel</b></p> <p>Join representatives from Idaho State University, the University of Idaho, and Boise State University for a collaborative panel discussion focused on strengthening relationships between Tribal Nations and higher education institutions across Idaho. Panelists will share perspectives on building meaningful partnerships, supporting Native American student success, increasing cultural presence and visibility on campus, and addressing challenges and opportunities in Tribal higher education engagement. This session will also highlight the importance of collaboration, shared leadership, and community voice in shaping the future of Native education in Idaho.</p> <p><i>Moderator: Jessica James, Shoshone-Bannock Education &amp; Library Program Manager</i>  <i>Boise State Tribal Advisory members: Wyatt Peterson, Traci Stantillanes</i></p>

	<p><i>Idaho State University Tribal Advisory Members: Echo Marshall, Sydni Hair</i></p> <p><i>University of Idaho Tribal Advisory Members: Ladd Edmo, Dr. Yolanda Bisbee, University of Idaho</i></p>
<p>10:15 – 11:30 a.m.</p> <p>General Concurrent Workshop</p>	<p><b>Tribal Student Youth Panel: IK Happening in Schools, Community &amp; with Tribal Families</b></p> <p>This panel exemplifies how education can be culturally responsive for Tribal students to provide a more holistic approach to learning. Tribal student scholars share their perspectives of how Indigenous knowledge is being celebrated in their schools, with community and Tribal families. These young scholars demonstrate how transformative learning can take place when language, culture, and student identity are placed at the center of learning.</p> <p><i>Dr. Vanessa Anthony-Stevens</i></p> <p><i>Dr. Jessica Matsaw</i></p>
<p>11:30 a.m. – 12:30 p.m.</p>	<p><b>Yoland Bisbee, Ph.D. Honoring Luncheon and Language Revitalization Panel</b></p> <p>Join us for a special luncheon honoring Dr. Yoland Bisbee for her years of leadership, service, and dedication to Native education in Idaho as she retires from her role as Co-Chair of the Idaho Indian Education Committee and Executive Director of the Office of Tribal Relations at the University of Idaho. Following a brief recognition celebrating her contributions and impact, attendees will engage in a Language Revitalization Panel featuring educators, cultural leaders, and advocates working to preserve and strengthen Indigenous languages for future generations. This session will highlight the importance of language as culture, identity, and connection, while sharing current efforts, challenges, and successes in Native language revitalization across Idaho and beyond.</p> <p><i>Moderator for language panel: Dr. Jessica Matsaw</i></p>

<p>12:30 – 1:45 p.m.</p> <p>K-12 Concurrent workshop</p>	<p><b>PBS Native Education Resources</b></p> <p>Cheryl Kimber, Education Specialist, Idaho Public Television This presentation will highlight free local and national learning resources and curriculum that are available to Idaho teachers through PBS and Idaho Public Television.</p> <p><i>Cheryl Kimber, Education Specialist, Idaho Public Television</i></p>
<p>12:30 – 1:45 p.m.</p> <p>Higher Ed. Concurrent Workshop</p>	<p><b>Education Preparation Programs (EPP) Standard 11</b></p> <p>This session will discuss foundational materials for EPPs to support knowledge of Idaho’s Five Tribes and foundations of tribal sovereignty. Presenters discuss the process of developing materials for teacher education and how to responsibly use and access materials in the public domain. <i>Materials: Please bring a device (phone, laptop, etc.) to participate in this workshop.</i></p> <p><i>Dr. Jessica Matsaw, University of Idaho Dr. Emma Wood, Idaho State University</i></p>
<p>12:30 – 1:45 p.m.</p> <p>General Concurrent Workshop</p>	<p><b>Public Health and Native Epistemology</b></p> <p>Using stories from <i>I SEE A SOUL</i>, this presentation explores how Native Elders interpret illness, health, and community through lived experience, observation, relationships, spirituality, and oral tradition. The discussion will examine how Native ways of knowing can broaden conversations in public health and education by helping participants reflect on culture, identity, community support, and the interpretation of illness and life experience.</p> <p><i>Larry Murillo, DrPH</i></p>
<p>1:45 – 2:00 p.m.</p>	<p>Break</p>

<p>2:00 – 3:15 p.m.</p> <p>K-12 Concurrent workshop</p>	<p><b>Land-based education: Example practices from the Cultivating Relationship Collaborative, Shoshone-Bannock cohort</b></p> <p>Teachers from Chief Taghee Elementary School, Shoshone-Bannock Jr/Sr HS, and the Sho-Ban Language Preservation Dept. Dr. Jessica Mastaw will moderate.</p>
<p>2:00 – 3:15 p.m.</p> <p>Higher Ed. Concurrent Workshop</p>	<p><b>Planting Ourselves Back into the Story: Food, Memory, and Indigenous Resilience</b></p> <p>For Indigenous peoples, food has always been more than nourishment. Our food is our medicine, our history, and our prayer. When we plant seeds, we are planting ourselves back into the story of creation. This presentation reflects on how colonization and land dispossession disrupted Indigenous food systems and severed many communities from traditional foods. It also highlights the growing movement to reclaim Indigenous foodways as a pathway to cultural renewal, health, and reconnection to land and identity.</p> <p><i>Darren Parry, Former Chairman of the Northwestern Band of the Shoshone Nation</i></p>
<p>2:00 – 3:15 p.m.</p> <p>General Concurrent Workshop</p>	<p><b>Belonging: Calling Our Spirits Back to Land, Story, and Each Other. <i>Indigenizing Social-Emotional Learning</i></b></p> <p>Indigenizing Social-Emotional Learning (SEL) from the classroom to the university, this session centers belonging, land, sovereignty, story, and healing as the foundations of Indigenous student success. Rather than treating SEL as an add-on, it offers a whole-system reorientation of schooling that honors relational knowledge, cultural continuity, and the responsibilities of educators and institutions to create environments where Indigenous learners can thrive.</p> <p><i>Willow Abrahamson LCSW, CCTP Lemhi-Shoshone, and Bannock Behavioral Health Clinical Specialist</i></p>

3:15 – 4:30 p.m.	<p>Keynote/General Session:</p> <p><b>History of Shoshone Bannock Tribes</b> (STEP Grant Capacity Building)</p> <p>This engaging professional development workshop invites educators to deepen their understanding of Shoshone-Bannock history, culture, and contemporary contributions. Designed for teachers across all grade levels and subject areas, this session provides educators with accurate, culturally responsive content and practical classroom strategies to authentically represent Native American perspectives in their curriculum.</p> <p>By the end of this workshop, educators will be able to:</p> <ul style="list-style-type: none"> <li>• *Articulate key historical events and cultural elements of Shoshone-Bannock peoples</li> <li>• *Identify and critique stereotypes and inaccuracies in existing curriculum materials</li> <li>• *Design and implement culturally responsive lessons that honor Shoshone-Bannock contributions and perspectives</li> <li>• *Build meaningful partnerships with tribal communities and Indigenous families</li> </ul> <p><i>Yvette Towersap, M.A./M.S., Shoshone-Bannock Tribes</i></p>
4:45 pm – 7:45 pm	<p><b>Optional Bus Tour (must be registered)</b> (STEP Grant Capacity Building)</p> <p>Tour featuring significant historical and cultural locations on the Fort Hall Reservation, home of the Shoshone-Bannock Tribes, including Chief Tahgee Elementary Academy, the Fort Hall Indian Boarding School Historical Site, Ferry Butte overlooking the Fort Hall Bottoms, and the Fort Hall Bottoms. The buses will load at 4:45 pm outside the student union building and will return to ISU around 7:45 pm.</p>
6:00 – 8:30 p.m.	ISU Summer Concert in the Quad

Friday, June 12, 2026

<p>7:30-8:00 a.m. Location:</p>	<p>Registration</p>
<p>8:00 – 9:15 a.m.</p>	<p><b>Opening Remarks+:</b>  <i>Miss Shoshone Bannock, Myke Moore</i>  <i>Miss Native ISU, Danella Rose Perry-Murphy</i></p> <p>General Session:  <b>History of the Indian Education Committee/Tribal Relations</b></p> <p>Current IIEC members will share why the Indian Education Committee was formed and the importance it has played in shaping Idaho’s Indian Education</p> <p><b>Dr. Bisbee to share her experience on building tribal relations at the University of Idaho</b></p> <p><i>Bob Sobotta, Native American &amp; Veteran Student Services and Outreach, LCSC</i>  <i>Dr. Yolanda Bisbee, Executive Director of Tribal Relations, UI</i></p>
	<p>Break</p>
<p>9:30 a.m. – 10:45 am</p> <p>K-12 Concurrent workshop</p>	<p><b>Showing Up Starts with Belonging: Pathways to Attendance</b></p> <p>Chronic absenteeism among Indigenous students is deeply connected to the student experience of belonging, cultural safety, relationships, and trust within school systems. Research shows that attendance improves consistently when districts and schools move beyond compliance-based approaches toward learning environments where learners feel seen, valued, and connected to the material they are learning and people they are learning from. This workshop explores relationship-centered practices, resilience-informed instruction, and ideas for community engagement. Participants will examine root causes</p>

	<p>of absenteeism through historical, cultural, and educational lenses while identifying actionable improvements that strengthen student connection to school.</p> <p><i>RunningHorse Livingston, Education Northwest</i></p>
<p>9:30 a.m. – 10:45 am</p>	<p><b>Models of Educational Leadership in, by and for Native Thriving: Present and future directions in Leadership</b></p> <p>This session discusses innovative, culturally responsive leadership that combine locally developed, field-tested models with practical skills often missing from standard education leadership support, highlighting the need for a shift in leadership preparation and capacity building. It explores how to blend authentic tribal perspectives with leadership development focused on empowering Native principals to lead as both instructional experts and community pillars, while shifting expectations to support leadership from the ground up. Attendees will learn strategies for leading that supports wholistic Native student well-being, integration of authentic tribal partnerships, and capacity building to empower Native principals as instructional and school-community leaders.</p> <p>Iris Chimburas, Superintendent, Coeur d’Alene Tribal School  Pam Eschief, Superintendent, Shoshone-Bannock Tribal School  Joy Mickelsen, Idaho Building Capacity Project team member  <i>Vanessa Anthony-Stevens, Professor, University of Idaho, Moderator</i></p>
<p>10:45 am – 12:00 pm</p>	<p><b>STEP Grant Update</b>  (STEP Grant Capacity Building)</p> <p>This workshop provides a focused overview of the TEA Consortium STEP Program, highlighting how Tribal Education Agencies, state partners, and LEAs are working together to improve educational outcomes for Native American students through cross-agency collaboration, strengthened Tribal consultation, improved data-sharing practices, and expanded TEA leadership in Indian education programs. Participants will gain insight into ongoing</p>

	<p>efforts such as Final Working Agreements, community readiness activities, Circles of Reflection, data-access solutions, and initiatives aimed at increasing college readiness, career pathways, and culturally responsive support for Native learners</p> <p><i>Jessica James, Shoshone-Bannock Education &amp; Library Program Manager</i> <i>Evelyn Galloway,</i></p>
<p>10:45 am – 12:00 pm</p> <p>General Concurrent Workshop</p>	<p><b>Indigenous Teaching and Learning: Best Practices as a Non-Indigenous Educator</b></p> <p>In this presentation, Prof. Gorrell will highlight some of the lessons she has learned as a non-Native ally teaching on Indigenous topics. She will offer recommendations to educators with similar backgrounds in similar circumstances with the theme of respectful representation and elevation of Indigenous voices in the classroom and in the field</p> <p><i>Nikki Gorrell, CWI</i></p>
<p>12:00 – 1:00 p.m.</p> <p>Lunch presentation</p>	<p><b>Fashion Show with Students</b></p> <p>Please join us for a traditional fashion show honoring the rich cultural heritage of the Shoshone-Bannock Tribes and celebrating the strength, creativity, and identity of Tribal youth and communities. We especially welcome educators, whose presence supports culturally responsive practices by deepening understanding, strengthening relationships, and affirming the identities of the Tribal students they serve. Join us in celebrating Tribal communities and youth, as we honor the traditions that guide them forward.</p> <p><i>Event facilitators: Dr. Jessica Matsaw, Anna Bowers, SBT HETO Program</i> <i>Moderator: Brian Frejo</i></p>

<p>1:00 – 2:15 p.m.</p> <p>K-12 Concurrent workshop</p>	<p><b>ESEA Programs and Tribal Consultation: Building Meaningful Partnerships for Student Success</b></p> <p>This session provides an overview of key Elementary and Secondary Education Act (ESEA) programs and the requirements for Tribal Consultation between federally recognized tribes and Idaho public K–12 school districts. Participants will gain a foundational understanding of ESEA funding programs, including how these resources support student achievement and educational equity. The session will also explore the purpose, legal requirements, and best practices for conducting meaningful Tribal Consultation, emphasizing relationship-building, collaboration, and shared decision-making to support Native American students and communities. Attendees will leave with practical strategies for fostering effective partnerships and ensuring compliance with federal consultation requirements.</p> <p><i>Maria Puga, State Department of Education</i></p>
<p>1:00 – 2:15 p.m.</p> <p>K-12 Concurrent workshop</p>	<p><b>Pedagogical Design of a First-Year Shoshoni Language Institute</b></p> <p>This presentation examines the pedagogical design of the Summer Shoshoni Language Institute (SSLI), a first-year institute focused on Shoshoni language reclamation. Designed as a three-week, orthography-based, partial immersion program, SSLI introduces learners to the Shoshoni alphabet, decoding and reading skills, foundational grammar, and everyday conversational language through the application of the Shoshoni orthography developed by Beverly Crum and Jon Dayley (1993). The presentation outlines instructional strategies that supports practical language use to build learner confidence in reading, writing, and speaking Shoshoni in family and community contexts. Attention is given to curriculum sequencing, applied practice, and learner-centered projects that culminate in a community presentation. Attendees will gain an understanding of the Institute’s structure and instructional approach, along with insight into how first-year, orthography-based language programs can support Indigenous language reclamation</p> <p><i>Norm and Antoinette Cavanaugh</i></p>

<p>1:00 – 2:15 p.m.</p> <p>Higher Ed Concurrent Workshop</p>	<p><b>Reflecting on 6R's</b></p> <p>In this interactive session on the 6Rs (Respect, Relationality, Responsibility, Reciprocity, Representation, and Relevance), participants will hear brief updates on the 6Rs workshop series, think about the 6Rs from a PBIS standpoint and reflect on practices that support mental wellbeing and positive student behaviors, create a lesson based on the 6Rs, and reflect on their own praxis.</p> <p><i>Dr. Laticia Herkshan, Idaho State University</i> <i>Dr. Liz Redd, Idaho State University</i></p>
<p>2:15 – 2:30 p.m.</p>	<p>Break</p>
<p>2:30 – 3:30 p.m.</p> <p>General Session / Closing Ceremony</p>	<p><b>A Common Vision for the Future of Native Education</b></p> <p>Brian Frejo</p>



Friday Night



Lights

Your town. Your team.

***Your story.***

Share your school's story to brighten your town's future. There are millions in total prizes up for grabs for 1,000+ schools. Apply early to help your chances.

**Season 3 is even bigger & brighter**

**\$5K Fridays**  
prizes supporting  
1,000 schools

**\$8 Million+**  
in prizes  
awarded nationwide

**\$1 Million**  
Grand Prize  
homefield upgrade



Apply early for more chances to win  
**FridayNight5GLights.com**  
Or visit your local T-Mobile store

# Your plan deserves an **A+ discount**

## Unlock up to \$5,000 in value with Experience More and Experience Beyond unlimited plans

Educators save with T-Mobile Work Perks. Plus, get up to \$5,000 in value over 3 years with 2 lines and exclusive access to next-level connectivity, all backed by our 5-Year Price Guarantee. Exclusions like taxes and fees apply.

Savings via 15% discount on up to 5 lines. Requires employee validation. Value based on monthly savings and the retail value of monthly plan benefits available. Guarantee applies to monthly price for on-network talk, text, and 5G data.



### Including these exclusive benefits:

**NETFLIX  
on us**  
Standard  
with ads

**Apple TV**  
Apple TV just  
\$3/month

**AAA**  
1 year of AAA  
membership On Us

**T-MOBILE  
TUES  
DAYS**  
Perks every week  
in the TLife app



Activate up to 4K UHD streaming on capable device, or video typically streams in SD. AAA: One year On Us requires active voice line, registration, and validation. Auto renews at standard club rate after year on us. Cancel anytime.

**855-570-9947**

**T-Mobile.com/Educators**

Limited time; subject to change. \$35 device connection charge due at sale. Work Perks Discount: Available for new and existing customers while on Experience More/Beyond plans (\$90+/mo. w/AutoPay) and applied to plan monthly recurring charge. Validate new line within 30 days of activation. Must be eligible employee, active & in good standing to receive discount. Reverification may be required. Discount may stop if you cancel any lines. Discount applied after any AutoPay discount. May not be combined with some offers and discounts. Not transferable. Limit 1 T-Mobile Work Perks Corp node per acct. Up to \$5,000 Value: Based on monthly Work Perks discount savings and the retail value of monthly benefits available with an Experience Beyond/Experience More plan, like entertainment, travel benefits, and scam call protection. See plan details for full included benefits. Some benefits may require activation. Experience More/Experience Beyond General Terms: Regulatory Programs & Telco Recovery Fees totaling up to \$4.49 per line, and federal and local surcharges apply. See Broadband Facts at T-Mobile.com. Credit approval & deposit may be required. U.S. roaming and on-network data allotments differ: includes 200MB roaming. Unlimited talk & text features for direct communications between 2 people; others (e.g., conference & chat lines, etc.) may cost extra. Unlimited high-speed data in US only. Not available for hotspots and some other data-fest devices. Capable device required for some features. Activation required to deliver video streams at speeds that provide up to Ultra HD video capability (max 4K); some content providers may not stream their services in UHD. May affect speed of video downloads; does not apply to video uploads. Netflix: Receive Netflix Standard with ads while you maintain 1 qualifying Experience More/Beyond line in good standing. Netflix account, plan availability & compatible device required. Alternative discount toward different Netflix streaming plans may apply. Not redeemable or refundable for cash; cannot be exchanged for Netflix gift subscriptions. Cancel Netflix anytime. Netflix Terms of Use apply: www.netflix.com/terms. 1 offer per T-Mobile account; for existing Netflix members it may take 1-2 bill cycles during which time you will continue to be charged separately for any existing Netflix account. If you link an existing Netflix account to this offer, terminating the qualifying line(s) will not automatically cancel your Netflix membership, and Netflix will automatically resume charging your existing payment method that they have on file. Like all plans, features may change or be discontinued at any time; see T-Mobile Terms and Conditions at T-Mobile.com for details. Apple TV: Subject to change. Receive Apple TV discount (up to \$999/mo. value) while you maintain one qualifying Experience More or Experience Beyond line in good standing. Valid only for Apple TV in the United States. Complete registration with Apple in the Apple TV app; requires iTunes/Apple Media Services account. Terms and Apple Privacy Policy apply; see the applicable terms at https://www.apple.com/legal/internet-services/itunes/us/terms.html. Must be 13+. Only one offer per account; may take 1-2 bill cycles. Apple TV is a registered trademark of Apple Inc. Apple is not a sponsor of this promotion. Like all plans, features may change or be discontinued at any time; see T-Mobile Terms and Conditions at T-Mobile.com for details. AutoPay Pricing for voice lines 1-8. AutoPay discount requires bank account or debit card, otherwise \$5 more/line/mo. May not be reflected on first bill. AAA On Us: Avail. for new and active AAA members and T-Mobile postpaid customers in good standing. Active voice line and AAA member validation required. Receive 1 year AAA Basic or Classic membership/renewal on us, or equivalent credit to be applied to membership/renewal of a membership type of higher value such as Plus or Premier memberships, when you register at Promotions.T-Mobile.com/AAA and enroll for a new AAA membership with auto-renewal and a valid credit card or provide your existing AAA member number. Offer not available for any membership types of lesser value than Basic or Classic. Existing AAA members must remain a T-Mobile customer in good standing through their registered AAA membership next renewal date in order for their registered next renewal to be paid by T-Mobile. Limit 1 per AAA Member household and T-Mobile account. Memberships automatically renew at up to \$96/year after 1 year On Us unless cancelled. Each local AAA Club reviews and assesses renewal rate annually and renewal rates are subject to change. Offer may be changed or cancelled at any time. Void where prohibited. Nontransferable, not for resale, and not redeemable for cash. This offer and AAA membership is for personal use. May not be combinable with some offers, promotions or discounts. Other restrictions and taxes may apply. Int'l Roaming: Calls, including over Wi-Fi, are \$.25/min. In 215+ countries and destinations (no charge for Wi-Fi calls to US, Mexico, and Canada). In Canada/Mexico, up to 15GB high-speed data then unlimited at up to 256Kbps. In 215+ countries and destinations, up to 5GB high-speed data, then unlimited at up to 256 Kbps. Video typically streams at up to 2.5 Mbps (SD), where available. Not for extended international use; you must reside in the U.S. and primary usage must occur on our network. Device must register on our network before international use. Service may be terminated or restricted for excessive roaming. Coverage not available in some areas; we are not responsible for our partners' networks. 5 year guarantee means we won't change the price of talk, text, and 5G smartphone data on our network for at least 5 years as long as you are on an Experience plan. Guarantee also applies to price for data on wearable/tablet/mobile internet lines added to your plan. Your guarantee starts when you activate or switch to an eligible plan and doesn't restart if you add a line or change plans after that. Taxes & fees, per-use charges, plan add-ons, third-party services, and network management practices aren't included. Coverage not available in some areas. Network Management: Service may be slowed, suspended, terminated, or restricted for misuse, abnormal use, interference with our network or ability to provide quality service to other users, or significant roaming. On-device usage is prioritized over tethering usage, which may result in higher speeds for data used on device. See T-Mobile.com/OpenInternet for details. See Terms and Conditions (including arbitration provision) at www.T-Mobile.com for additional information. T-Mobile, the T logo, Magenta and the magenta color are registered trademarks of Deutsche Telekom AG. © 2025 T-Mobile USA, Inc.




**Friday Night**



**Lights®**

**Early Application**

***Playbook***



# Table of Contents

Overview .....	3
Prizes and applying early .....	4
Program timeline .....	5
\$5K Fridays .....	6
Application process .....	7
Game plan to get noticed .....	8
Next steps .....	10



**Your town. Your team.**  
***Your story.***

**T-Mobile Friday Night 5G Lights is back and ready to shine a national spotlight on your school.**

Every year, we hear the same thing from our winners: “We never thought we had a chance.” And yet they rallied their towns, shared their stories, showed their spirit, and made history. In 2024, Inola High School in Oklahoma, a town of 1,900, and in 2025, Dierks High School in Arkansas, a town of 900, both rallied votes from across America to each win a \$1 million grand prize to upgrade their fields.

Additionally, across 2024 and 2025, 750 schools were awarded \$5,000 as part of the \$5K Fridays Sweepstakes—with many schools winning across both years. What they had in common wasn’t size, budget, or fame. It was heart!

Friday Night 5G Lights is about celebrating the pride of hometowns across America. It’s about showing up with integrity, sportsmanship, and creativity—on the field, online, and in the community. When communities come together the right way, incredible things happen.

***That’s why this time we’re going even bigger for 2026!***

# Here's what's up for grabs

Millions of dollars in prizes

## More than double the chances to win

1,000 schools will score \$5,000 each in our \$5K Fridays Sweepstakes including 300 in the first week alone.

## One ultimate grand prize winner

will take home a \$1 million home field upgrade among other prizes to be revealed on August 6.

## Applying early comes with benefits:

Whether you are a new or returning applicant, this program is aimed at cultivating community pride and creating meaningful impact by amplifying school stories and addressing their needs to enhance the Friday night lights experience.

**Before the Friday Night Lights shine, we want to make sure you're set up for success and motivated to apply early to increase your chances of winning.**

### More chances to win

Applying early increases your chance to be among the first 300 of 1,000 schools to win a \$5,000 prize through the \$5K Fridays Sweepstakes.

### Earlier application window

The early window gives you the freedom and flexibility to complete your submission when it's most convenient, during this school year or in the summer—before the busy back-to-school season and fall football schedule begin.

### More opportunities

Early applicants have more time to involve and engage students, staff, families, and local community supporters to share your story through compelling social media content to get ahead of the competition.

### Access to rally kits

Once you apply early, T-Mobile will send a 2026 rally kit that will arrive in early August to help you amplify your school's story and create excitement for Friday Night 5G Lights.





## ***The action kicks off on April 9***

**Key dates for the 2026 season**

**Application Period**  
**(April 9 – September 18)**

**\$5K Fridays Sweepstakes**  
**(April 9 – September 18)**  
Starting July 31, we'll draw  
\$5K Fridays Sweepstakes winners every Friday.

**Top Finalists Voting Period**  
**(October 8 – November 8)**

**Grand Prize Winner Announced**  
**(November 12)**

# \$5K Fridays Sweepstakes

Submit your schools application to be eligible for weekly \$5K Fridays Sweepstakes drawings.

## How to qualify

1

Submit a completed application

2

Post on your school's social, tag **@TMobile**, use **#FN5GL** and **#Entry**

3

Weekly winners announced starting August 7



## Boost Your Chances of Winning!

**Get Bonus Entries:** Every post on Instagram and X is an extra chance to win.

Just remember to always include:

- @TMobile
- #FN5GL
- #Entry

**Assemble Your Team:** You don't have to do it alone! Partner with your PTA, Booster Club, band, or student government to help spread the word.

**Tell Your Story:** Get everyone involved—students, teachers, parents, and alumni. Create posts that show us your school spirit, why you need an upgrade, and the impact this prize would have on your community.

# Get ready to apply!

## New schools

Create a login through the application portal on [FridayNight5GLights.com](https://FridayNight5GLights.com).

You can save your progress and return any time before submitting. Once submitted, you will not be able to edit your application.

## Returning schools from 2024 or 2025

We've made it easy for you to resubmit your previous application. Create a log in through the application portal on [FridayNight5GLights.com](https://FridayNight5GLights.com), to update or resubmit your previous application. To verify prior participation, search by School name or Tax ID. Or if you prefer to start a new application, follow the new school instructions.

## What you'll need to apply:

### Basic information:

- School name and address
- Tax ID
- Primary contact information
- Official social media handles (recommended)

Note: Social participation is not required to enter the contest and compete for prizes. However, the more you post, the greater your chances to win in the \$5K Fridays Sweepstakes. Every post on Instagram and X counts as a bonus entry in the \$5K Fridays Sweepstakes.

### Photos:

- Football field and stadium
- Areas in need of upgrade
- School logo
- Examples of school spirit (football team, fans, mascots, cheerleaders, band, etc.)

### Written responses:

- **700 words:** Why your school needs an upgrade and how the upgrade would impact your community.

### Important eligibility notes:

- Applications must be submitted for individual high schools
- Authorized school staff (football coach, athletic director, principal superintendent) may apply on behalf of the school
- Booster clubs and parents may not apply directly
- One application per school
- Town population must be less than 150,000

### If selected as a \$5K Fridays Sweepstakes winner, schools must provide:

- Signed 2026 W9 (street address only, no PO Boxes)
- Signed affidavit

# Your game plan *to get noticed*

## Apply early

Applying early gives your school more opportunities to win a \$5K Fridays Sweepstakes and build momentum before the season begins.

## Tell your story

Strong storytelling helps your school stand out.

Be clear and authentic about:

- Why your school needs an upgrade
- What makes your Friday nights special
- How the program would impact your students and community

## Show your spirit

Social participation helps increase visibility and build community momentum.

- Start by engaging your PTA, booster club, football team, cheerleaders, band, teachers, parents, and local businesses.
- Share photos, videos, and moments that highlight your school's pride and rally your town.

To ensure your community and T-Mobile sees your school spirit, be sure you **tag your school's social handle** with **@TMobile** and use the hashtags **#FN5GL** and **#Entry**.



# Your game plan *to get noticed* cont'd

Take a look at these example social media posts for content and copy inspiration:

## ▪ Hype video

Share authentic, first-person stories or a high-energy hype social video introducing your school and showing us why you deserve a spot as a finalist. Bring the pride, the passion, and shine a light on what makes your Friday night games unforgettable.

### Example copy

**Your High School**  @SchoolSocialHandle

The [School Social Handle] spirit is fired up for #FN5GL! 🏆 We're getting loud and proud, and making our #Entry into Friday Night 5G Lights known! 📣 @TMobile, help us make an impact in our community forever! 🙌

34 2.3K 10.9K 150K

## ▪ Band & cheer

Let your band and cheer teams lead the charge. Show us how your spirit squads rally the school and turn Friday nights into something bigger than the game.

### Example copy

**Your High School**  @SchoolSocialHandle

We've got spirit! 🙌 [School Social Handle] is joining #FN5GL to transform Friday nights in our community. 📣 We're making an #Entry by sharing one of our favorite traditions to show @TMobile how we get ready for victory! 🏆

34 2.3K 10.9K 150K

## ▪ Shout out

Rally your most notable alumni, hometown heroes, influencers, or local legends to shout out your school. Whether it's a pro athlete, news anchor, mayor, or a hometown business owner—show us who's backing up your bid and how far your support reaches.

### Example copy

**Your High School**  @SchoolSocialHandle

We're casting our #Entry into Friday Night 5G Lights with a special shoutout to help make our voice heard and show @TMobile why [School Social Handle] deserves to win big! 🏆 Thanks for supporting our #FN5GL journey! 🙌

34 2.3K 10.9K 150K

## Stay consistent

Schools that show up consistently—through storytelling, social engagement, and community support—strengthen their chances of advancing throughout the competition.

T  
Friday Night  
**5G**  
Lights

# *Your game plan*

## *key things to consider*

Make sure [TMobile@FridayNight5GLights.com](mailto:TMobile@FridayNight5GLights.com) is marked as safe (not junk), so you don't miss important updates and reminders.

Watch for the full program **playbook**—including rules and key details—in your inbox and at [FridayNight5GLights.com](http://FridayNight5GLights.com) on August 6.

T-Mobile Friday Night 5G Lights is all about celebrating high schools and hometown pride across America. We encourage sportsmanship—both online and offline—and rallying your community.



28 May 2026

Dr. Aiken and Dr. Penney,

Please accept this letter as formal notice that I will not be returning to the Lapwai School District for the 2026-2027 school year.

Working in this position and with these students has been an amazing experience. This job has helped me grow into a better teacher, and I am deeply grateful for the lessons, relationships, and opportunities that came with being part of this school community.

Thank you for allowing me to be part of the Lapwai School District for so many years. It has truly been an honor to serve this community, and I will always value the experiences and memories I have gained here.

With warm regards,

A handwritten signature in black ink that reads "Matthew Morgan". The signature is fluid and cursive, with a long horizontal line extending to the right from the end of the name.

Matthew Morgan

Middle School STEM

**From:** Nancy Dahl <ndahl@lapwai.org>  
**Sent:** Tuesday, June 2, 2026 10:50 AM  
**To:** Lori Ravet; David Aiken; Teri Wagner  
**Subject:** Retirement

I want to express my sincere gratitude for the privilege of being part of such an exceptional team.

It has been an honor and a joy to serve alongside our students, families, staff, community members, the Nez Perce Tribe, and the broader community on the Nez Perce Reservation. The relationships, experiences, and opportunities to support students have been deeply meaningful to me, and I will always cherish the time I have spent here.

After much reflection, I have decided to retire at the conclusion of the 2025–2026 certified contract year. I am grateful for the support, collaboration, and friendships that have made my career so rewarding, and I extend my heartfelt thanks to everyone who has been part of this journey.

As I begin this next chapter, I leave with deep appreciation and warm memories. I wish each of you continued success, happiness, and fulfillment in both your personal and professional lives.

Ta'c mayayii

Nancy Dahl  
Special Education Teacher  
Lapwai Schools  
230 Main Street, 83540  
208-843-2960 Ext 2418  
Special Ed. FAX: 855-940-4105  
Building FAX: 208-843-2978  
[ndahl@lapwai.org](mailto:ndahl@lapwai.org)

Agenda Item 7C - Returning Certified Staff for 2026-2027 School Year

David Aiken – Superintendent – 3 Year Contract – 7/2026-6/2029

Teresa Wagner – Elementary Principal

Lori Ravet – Special Education Director

Joshua Nellesen – Guidance Counselor

Teachers:

Teeiah Arthur

Melissa Beckman

Nathan Blyleven

Natasha Calkins

Cassandra Hays

Kelly Hillman

Emma Jones

Emily Lavielle

Traci McKarcher

Dawn Melton

Delaney Paris

Ena Sanchez Raml

Krystle Stamper

Brenna Terry

Beau Woodford

Rebecca Cardenas-Cooley

Rye Muzquiz-Hewett

Colleen Bonner

Kristin Bateman

Jocelyn Stange

Jacob Whittaker

Devin Boyer

Brad Carpenter

Ashlee Grunenfelder

Chris Katus

Derek Knoll

Matthew Lattuada

Josh Leighton Jr

Samuel Maynes

Brad Peterson

Holly Selstad

Miles Sidener

Charo Stapley

Returning Coaches and Advisors - 2026-2027

FOOTBALL, VARSITY	JOSH LEIGHTON
FOOTBALL, ASSISTANT	JOSH NELLESEN
FOOTBALL, MS	TUI MOLIGA
FOOTBALL, MS ASSISTANT	JACOB AUBERTIN
VOLLEYBALL, VARSITY	JOANDRA WILSON
VOLLEYBALL, ASSISTANT	MIRANDA DOMEBO
VOLLEYBALL MIDDLE SCL	SHAYLEE BISBEE
VOLLEYBALL MIDDLE SCL	PAULINE BISBEE
BASKETBALL, GIRLS VARSITY	LORI MADER
BASKETBALL, GIRLS JV	SIERRA HIGHEAGLE
BASKETBALL, GIRLS C	TAWIYA ANDREW
BASKETBALL, GIRLS MS	ALEXIO DOMEBO
BASKETBALL, GIRLS MS	TAWIYA ANDREW
BASKETBALL, BOYS VARSITY	ZACHARY EASTMAN
BASKETBALL, BOYS JV	JOHN WILLIAMSON
BASKETBALL, BOYS C	JALISCO MILES
BASKETBALL, BOYS MS	BROOKLYN BAPTISTE
BASKETBALL, BOYS MS	ALEXIO DOMEBO
GOLF	KEITH KIPP JR
TRACK	ANTHONY WILLIAMS
TRACK ASSISTANT	JOSH NELLESEN
TRACK, MS	WYATT CALKINS
TRACK ASSISTANT/MS	HEATH HEWETT
WRESTLING	CHRIS KATUS
WRESTLING ASSISTANT	MATTHEW LATTUADA
WRESTLING MS ASSISTANT	CHRIS KATUS
WRESTLING MS ASSISTANT	AARON LOCKART
CHEERLEADER	CATHERINE BIG MAN
BASEBALL	TUI MOLIGA II
BASEBALL ASSISTANT	TUI MOLIGA
SOFTBALL	JOSLYN LEIGHTON
SOFTBALL ASSISTANT	KAMELLE BORGEAU
FFA ADVISOR	DEVIN BOYER
ANNUAL	BRADLEY PETERSON
VOLUNTEER – TRACK	STEVE KIRKHAM
VOLUNTEER – GOLF	KEITH KIPP SR

MEMORANDUM OF UNDERSTANDING  
TO PROVIDE BUSINESS SERVICES

Between

HIGHLAND JOINT SCHOOL DISTRICT #305  
and  
LAPWAI SCHOOL DISTRICT #341

July 1, 2026 through June 30, 2027

Highland Joint School District #305 agrees to provide Business Services to Lapwai School District #341 under the following provisions.

Highland's Business Manager will assume responsibility for the duties of Business Manager as assigned. This would include, at various levels of delegation:

- Accounting
- Payroll
- District Receivables
- District Payables
- Annual Audit Preparation and Year end reporting
- Other services not mentioned that relate to the business of the District
- Cross-training will be done and tasks will be delegated as possible to other District Office Staff

Services will be provided for 2½ days per week. A calendar of working hours in the District will be provided on a monthly basis. The work schedule will follow the Highland School District schedule, so Spring Break and Christmas Vacation will not be considered as workdays.

Professional travel costs and associated reimbursements will be shared equally between the districts.

Efforts to share software costs and other appropriately shared services will be encouraged.

Lapwai School District will provide payment by the 25th of each month to Highland Joint School District for services beginning July 1, 2026 through June 30, 2027 of \$6,501.00 per month for a total agreed amount of \$78,016.00. The MOU will be reviewed within the year for consideration of renewal.

Either District may dissolve this MOU for any reason deemed appropriate by the individual district by providing sixty (60) days notice of desire to end this agreement.



Board Chair, Highland Joint School District #305

---

Board Chair, Lapwai School District #341